



**Your hydraulic and pneumatic
solutions and services**



The Parker Hannifin Corporation, as a world leader in motion and control technologies and systems, is synonymous with precision engineered products.

In 1993, we launched the first ParkerStore in an effort to provide customers with the knowledgeable support and professional services of a local retail facility.

The ParkerStore Charter

Your ParkerStores are dedicated to providing knowledgeable support, professional services, and innovative products and solutions to MRO (maintenance, repair and overhaul) and OEM (original equipment manufacturing) customers in a variety of markets.

Around the corner and around the world, the professionals at ParkerStores meet your immediate need to stay productive by providing the broadest range of products and service choices for your hydraulic and pneumatic applications.

The ParkerStore Philosophy

Your ParkerStore is all about customer service and offers:

- Convenient hours
- Product availability
- Superior service and support



Warning-user responsibility

Failure or improper selection or improper use of the products described herein or related items can cause death, personal injury and property damage.

- This document and other information from Parker Hannifin Corporation, its subsidiaries and distributors provide product or system options for further investigation by users having technical expertise.
- The user, through his own analysis and testing, is solely responsible for making the final selection of the system and components and assuring that all performance, endurance, maintenance, safety and warning requirements of the application are met.

The user must analyse all aspects of the application, follow applicable industry standards, and follow the information concerning the product in the current product catalogue and in any other materials provided from Parker or its subsidiaries or distributors.

- To the extent that Parker or its subsidiaries or distributors provide component or system options based upon data or specifications provided by the user, the user is responsible for determining that such data and specifications are suitable and sufficient for all applications and reasonably foreseeable uses of the components or systems.

The operation of the products described herein is subject to the operating and safety procedures, details of which are available upon request.

Sales conditions

The items described in this document are available for sale by Parker Hannifin Corporation, its subsidiaries or its distributors. Pictures in this catalogue are not contractual. Any sale contract entered into by Parker will be governed by the provisions stated in Parker's standard terms and conditions of sale (copy available upon request). Please contact your Parker representative for a detailed "Offer of Sale".

Benefit from the ParkerStore™ difference



Knowledgeable support



Professional service



Innovative solutions



Your ParkerStore manager is a problem solver, with a friendly attitude, who is committed to helping you improve your operations through the effective use of Parker brand products, technologies, and systems.

Our ParkerStores deliver innovative solutions and dependable quality with a personal touch, offering on-the-spot, expert problem-solving to help you achieve optimum uptime and reliable performance.

A comprehensive range of hydraulic and pneumatic solutions in a bright, clean, well arranged stock at hand.

- **More than 5,000 top-quality products on display**
- **A complete inventory of hydraulic and pneumatic components and systems**
- **Access to complementary services**
- **Custom hose assemblies while you wait**




Around the corner, around the world...

ParkerStore has a solution for your hydraulic or pneumatic applications

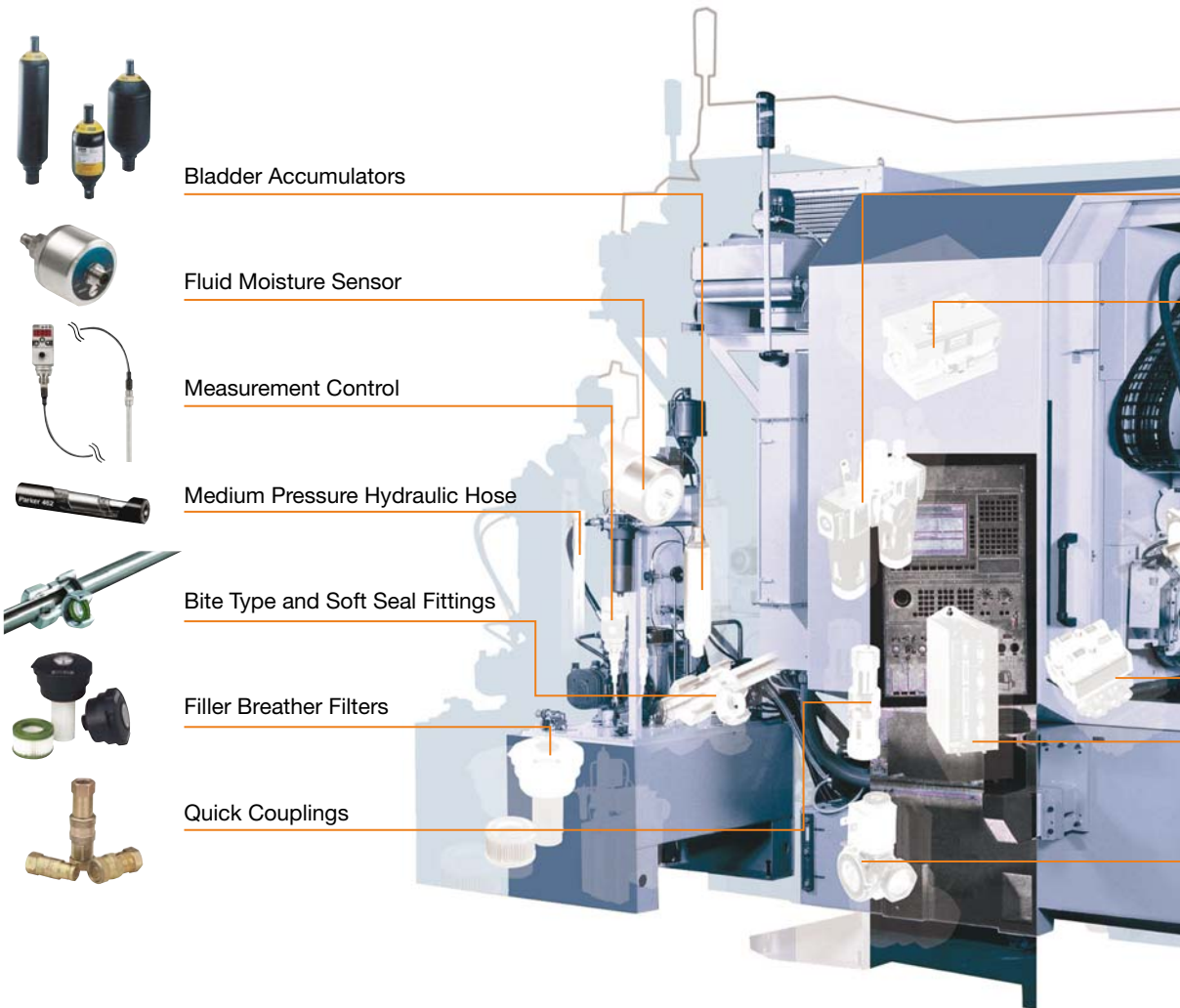


The comprehensive selection of products displayed in this catalogue are available through your local ParkerStore, along with the professional expertise that will enable you to apply them effectively in any application.



Industrial

ParkerStore has a solution for your hydraulic or pneumatic applications



Bladder Accumulators



Fluid Moisture Sensor



Measurement Control



Medium Pressure Hydraulic Hose



Bite Type and Soft Seal Fittings

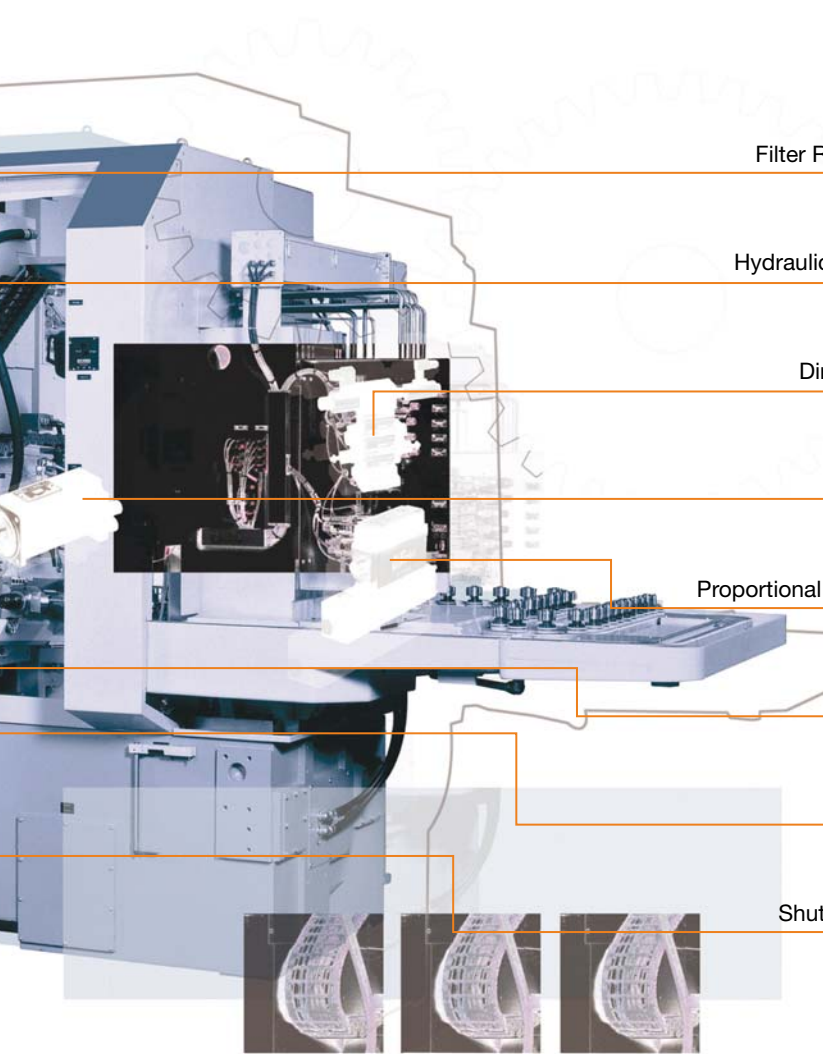


Filler Breather Filters



Quick Couplings

This catalogue presents a wide range of products and solutions available through your local ParkerStore, for all your mobile applications.



Filter Regulator Lubricators



Hydraulic Compact Cylinders



Direct Operated Valves



Servo Motors



Proportional Drive Control Valves



ISO Valves



Servo Drives



Shutt off Solenoid Valves



Mobile

ParkerStore has a solution for your hydraulic or pneumatic applications



High Pressure Spiral Hose



Hydraulic Cylinders



Quick Couplings



Remote Control Valves



Suction Return Filters



Thermoplastic Hose



Hydraulic Motors



This catalogue presents a wide range of products and solutions available through your local ParkerStore, for all your mobile applications.



Hydraulic Flanges



Cartridge Valves



Piston Pumps



Gear Pumps and Motors



Diesel Fuel Filter



Manifold Systems



Sensor



Hydraulic Motors



Pneumatic

ParkerStore has a solution for your hydraulic or pneumatic applications



Push-In Fittings



Control Valves



Non-Return Valves



Stainless Steel Fittings



Double-Acting
Pneumatic Cylinders




Bite Type and Soft
Sealing Fittings




Electromechanical Cylinders



Pneumatic Cylinders



This catalogue presents a wide range of products and solutions available through your local ParkerStore, for all your pneumatic applications.



Human Machine Interface



Air Filter Elements



Piston Pumps



Measurement Control



Solenoid Valves



Air Filter Housing



Filter Regulator Lubricators



Electrical Drives



PARKER DIRECT LINK NEED MORE TECHNICAL DETAILS? WWW.PARKERSTOREDL.COM



42 Parker Direct Link is an easy way to access the complete technical data and drawings of the product you're interested in. All your answers under one number, it's as easy as 1, 2, 3:

- 1) Login to **www.parkerstoredl.com**
- 2) Select your language.
- 3) Enter the Parker Direct Link code indicated next to each product in this catalogue.



General Index

Hydraulics

Rubber Hose & Fittings
Thermoplastic Hose & Fittings
Hydraulic Fittings
Hydraulic Flanges

Hose Accessories
Hydraulic Quick Couplings
Hydraulic Tubes
Hydraulic Filtration

Hydraulic Cylinders
Accumulators
Hydraulic Valves
Truck pump

1

Pneumatics

Tube & Tube Fittings
Pneumatic Tubes
Pneumatic Quick Couplings

Pneumatic Cylinders
Shock Absorbers
Pneumatic Valves

Blow Guns
Accessories
Rubber Hose & Fittings

2

Compressed Air & Gas Treatment

Filter Regulator Lubricators
Compressed Air Treatment

Compressed Air Piping

Gas Supply

3

Industrial Hose

Rubber Hose & Fittings

Industrial Hose & Couplings

4

Fuel Filters

Racor Filtration

5

Instrumentation & Process

Instrumentation Fittings & Gauges
Instrumentation Tubes
Stainless Steel Fittings

Industrial Valves
Fluid Control Solenoid Valves
Water Valves

Instrumentation Filters
Thermoplastic Hose & Fittings

6

Tooling & Accessories

Hose Accessories
Clamps
Crimping
Tooling

Tube Tooling
Measurement & Control
Portable Filtration Solution

Lubrication
Seals
Accessories

7



Compact Spiral™ hose - p. 47



Pressure Relief Valves - p. 225

Rubber Hose & Fittings

- Medium Pressure Hose & Fittings 14
- High Pressure Hose & Fittings 32

Thermoplastic Hose & Fittings

- Medium Pressure Hose & Fittings 54
- High Pressure Hose 65
- Ultra High Pressure Hose 67
- Ultra High Pressure Hose Fittings 68

Hydraulic Fittings

- DIN Fittings 70
- 37° Cone Fittings 106
- ORFS Fittings 126
- Rotary Fittings 139
- Weld Fittings 141
- Adaptors 145

Hydraulic Flanges

- Flanges 161

Hose Accessories

- Lubrication 164
- O-Rings 165

Hydraulic Quick Couplings

- Industrial Quick Couplings 168
- Flush-faced Quick Couplings 170
- High Pressure Quick Couplings 173
- Mobile Quick Couplings 175
- Multicouplings 182



TEMA FF Quick Couplings - p. 168

Hydraulic Tubes

- Steel and Stainless Steel Tubes 185

Hydraulic Filtration

- Low Pressure Filter Elements 187
- Interchangeable Replacement Elements 189
- Filler Breather Filters 205

Hydraulic Cylinders

- Gland Cartridge Service Kits 209
- Gland Repair Tools 210

Accumulators

- Diaphragm Accumulators 211
- Accumulator Charging & Gauging Kits 212

Hydraulic Valves

- Directional Control Valves 213
- Sandwich Valve 214
- Flow Control Valves 215
- Ball Valves 218
- Air Bleed, Alternating & Shut-off Valves 220
- Non-return Valves 221
- Pressure Relief Valves 225

Truck Pump

- Axial Piston Pump 228
- Gear Pump 229

1

HYDRAULICS

- Construction:**
- Tube: synthetic rubber.
 - Reinforcement: 1- or 2-braid or 4-spiral steel wire.
 - Cover: synthetic rubber.
- Recommended fluids:**
- Petroleum and water-glycol based fluids, lubricating oils, air and water. For air above 1.7 MPa, the hose cover must be pinpricked.
- Operating temperature:**
- -40°C to +100°C. (Air max. +70°C, Water max. +85°C).
- Burst pressure:**
- Operating pressure x 4.
- Applicable specifications:**
- ISO 18752-AC - sizes -4 to -16.
 - ISO 18752-BC - sizes -20 to -32.
- Applications:**
- General medium pressure hydraulic applications.

- Advantages:**
- Constant working pressure 21MPa for all sizes.
 - Compact dimensions and 1/2 bend radii.
 - No-Skive Interlock bite-to-wire construction (sizes -20 to -32).
- Benefits:**
- Rationalised range of hose and fittings.
 - Reduced logistic costs.
 - Meet the newest global ISO 18752.

387 - GlobalCore™ - constant pressure hose - ISO 18752-AC/BC



Part number	Hose Inside Diameter				Outside Diameter mm	Operating Pressure		Bend radius mm
	DN	inch	Size	mm		psi	Mpa	
387-4	6	1/4	-4	6.4	13.4	3000	21	50
387-6	10	3/8	-6	9.5	17.4	3000	21	65
387-8	12	1/2	-8	12.7	20.7	3000	21	90
387-10	16	5/8	-10	15.9	23.9	3000	21	100
387-12	19	3/4	-12	19.1	27.8	3000	21	120
387-16	25	1	-16	25.4	35.4	3000	21	150
387-20	31	1 1/4	-20	31.8	46.3	3000	21	210
387-24	38	1 1/2	-24	38.1	52.8	3000	21	250
387-32	51	2	-32	50.8	66.2	3000	21	320

The combination of high temperature and high pressure may reduce hose life.

- Construction:
 - Tube: synthetic rubber.
 - Reinforcement: 1- or 2-braid or 4-spiral steel wire.
 - Cover: synthetic rubber.
- Recommended fluids:
 - Petroleum and water-glycol based fluids, lubricating oils, air and water.
For air above 1.7 MPa, the hose cover must be pinpricked.
- Operating temperature:
 - -40°C to +100°C. (Air max. +70°C, Water max. +85°C).
- Burst pressure:
 - Operating pressure x 4.
- Applicable specifications:
 - ISO 18752-AC - sizes -4 to -16.
 - ISO 18752-BC - sizes -20 to -32
- Applications:
 - General medium pressure hydraulic applications.

- Advantages:
 - Constant working pressure 21MPa for all sizes.
 - Compact dimensions and 1/2 bend radii.
 - No-Skive Interlock bite-to-wire construction (sizes -20 to -32).
- Benefits:
 - Rationalised range of hose and fittings.
 - Reduced logistic costs.
 - Meet the newest global ISO 18752.

487 - GlobalCore™ - constant pressure hose - ISO 18752-AC/BC



Part number	Hose Inside Diameter				Outside Diameter mm	Operating Pressure		Bend radius mm
	DN	inch	Size	mm		psi	Mpa	
487-4	6	1/4	-4	6.4	13.1	4000	28	50
487-6	10	3/8	-6	9.5	17.2	4000	28	65
487-8	12	1/2	-8	12.7	20.4	4000	28	90
487-10	16	5/8	-10	15.9	23.9	4000	28	100
487-12	19	3/4	-12	19.1	27.8	4000	28	120
487-16	25	1	-16	25.4	37.8	4000	28	150
487-20	31	1 1/4	-20	31.8	46.3	4000	28	210
487-24	38	1 1/2	-24	38.1	52.8	4000	28	250
487-32	51	2	-32	50.8	64.8	4000	28	630

The combination of high temperature and high pressure may reduce hose life.

1

HYDRAULICS

- Construction:
 - Tube: nitrile (NBR).
 - Reinforcement: two high tensile steel wire braids.
 - Cover: synthetic rubber.
- Recommended fluids:
 - Petroleum and water-glycol based fluids, lubricating oils, air and water. For air above 1.7 MPa, the hose cover must be pinpricked.
- Operating temperature:
 - -40°C to +100°C. (Air max. +70°C, Water max. +85°C).
- Burst pressure:
 - Operating pressure x 4.
- Applicable specifications:
 - EN 853-2SN / SAE 100R2 AT / ISO 1436 Type 2.
- Fitting series:
 - 48.
- Applications:
 - General medium pressure hydraulic applications.

- Advantages:
 - No-Skive thin cover hose construction, nitrile (NBR) inner tube.
- Benefits:
 - For greater fluid compatibility and bio-oil resistance.

301SN - No-Skive hose - EN 853 2SN / ISO 1436 Type 2



Part number	Hose Inside Diameter				Outside Diameter mm	Operating Pressure		Bend radius mm
	DN	inch	Size	mm		psi	Mpa	
301SN-4	6	1/4	-04	6.3	15.0	5800	40.0	100
301SN-5	8	5/16	-05	7.9	16.6	5075	35.0	115
301SN-6	10	3/8	-06	9.5	19.0	4775	33.0	130
301SN-8	12	1/2	-08	12.7	22.2	4000	27.5	180
301SN-10	16	5/8	-10	15.9	25.4	3600	25.0	200
301SN-12	20	3/4	-12	19.1	29.3	3100	21.5	240
301SN-16	25	1	-16	25.4	38.1	2400	16.5	300
301SN-20	32	1 1/4	-20	31.8	47.5	1800	12.5	420
301SN-24	40	1 1/2	-24	38.1	55.0	1300	9.0	500
301SN-32	50	2	-32	50.8	67.0	1150	8.0	630

The combination of high temperature and high pressure may reduce hose life.

Construction:	<ul style="list-style-type: none"> • Tube: nitrile (NBR). • Reinforcement: one high tensile steel wire braid. • Cover: synthetic rubber.
Recommended fluids:	<ul style="list-style-type: none"> • Petroleum and water-glycol based fluids, lubricating oils, air and water. For air above 1.7 MPa, the hose cover must be pinpricked.
Operating temperature:	<ul style="list-style-type: none"> • -40°C to +100°C. (Air max. +70°C, Water max. +85°C).
Burst pressure:	<ul style="list-style-type: none"> • Operating pressure x 4.
Applicable specifications:	<ul style="list-style-type: none"> • EN 853 1SN / SAE 100R1 AT / ISO 1436 Type 1.
Fitting series:	<ul style="list-style-type: none"> • 48.
Applications:	<ul style="list-style-type: none"> • General medium pressure hydraulic applications.

Advantages:	<ul style="list-style-type: none"> • Nitrile inner tube.
Benefits:	<ul style="list-style-type: none"> • For greater fluid compatibility and bio-oil resistance.

421SN - No-Skive Hose - EN 853 1SN / SAE 100R1 AT / ISO 1436 Type 1



Part number	Hose Inside Diameter				Outside Diameter mm	Operating Pressure		Bend radius mm
	DN	inch	Size	mm		psi	Mpa	
421SN-4	6	1/4	-04	6.3	13.4	3250	22.5	100
421SN-5	8	5/16	-05	7.9	15.0	3125	21.5	115
421SN-6	10	3/8	-06	9.5	17.4	2600	18.0	130
421SN-8	12	1/2	-08	12.7	20.7	2325	16.0	180
421SN-10	16	5/8	-10	15.9	23.9	1875	13.0	200
421SN-12	20	3/4	-12	19.1	27.8	1525	10.5	240
421SN-16	25	1	-16	25.4	35.8	1275	8.8	300
421SN-20	32	1 1/4	-20	31.8	44.8	900	6.3	420
421SN-24	40	1 1/2	-24	38.1	51.1	725	5.0	500
421SN-32	50	2	-32	50.8	64.7	575	4.0	630

The combination of high temperature and high pressure may reduce hose life.

Construction:	<ul style="list-style-type: none"> • Tube: synthetic rubber. • Reinforcement: two textile braids, with wire spiraled throughout the textile reinforcement to prevent collapse under vacuum. • Cover: oil and weather resistant synthetic rubber.
Recommended fluids:	<ul style="list-style-type: none"> • Petroleum and water-glycol based fluids, lubricating oils, air and water.
Operating temperature:	<ul style="list-style-type: none"> • -40°C up to +100°C (Air max. +70°C, Water max. +85°C).
Applicable specifications:	<ul style="list-style-type: none"> • SAE 100R4.
Fitting series:	<ul style="list-style-type: none"> • 48 (up to size -32). • For sizes -40 and -48, fitting series on request.
Applications:	<ul style="list-style-type: none"> • General applications.

Advantages:	<ul style="list-style-type: none"> • No-Skive hose construction, small bend radii.
Benefits:	<ul style="list-style-type: none"> • Reduces the assembly time and the risk inherent in poor skiving quality.

811 - No-Skive suction and return line hose



Part number	Hose Inside Diameter				Outside Diameter mm	Operating Pressure		Bend radius mm
	DN	inch	Size	mm		psi	Mpa	
811-12*	20	3/4	-12	19.1	30.0	300	2.1	65
811-16*	25	1	-16	25.4	38.0	250	1.7	75
811-20	32	1 1/4	-20	31.8	45.0	200	1.4	100
811-24	40	1 1/2	-24	38.1	52.0	150	1.0	130
811-32	50	2	-32	50.8	64.0	100	0.7	150
811-40	62	2-1/2	40	62.3	75.0	62	0.4	180
811-48	75	3	48	74.6	90.0	62	0.4	230

* size -12 and size -16 are on Parkrimp® 2 crimping press only, see page 425.
The combination of high temperature and high pressure may reduce the hose life.

- Construction:**
- Tube: PKR synthetic rubber.
 - Reinforcement: two high tensile steel wire braids.
 - Cover: blue synthetic rubber.
- Recommended fluids:**
- Petroleum hydraulic fluids, lubricating oils, water-glycol based fluids, air and water.
- Operating temperature:**
- -48°C up to +150°C (Air max. +70°C, Water max. +85°C).
- Burst pressure:**
- Operating pressure x 4.
- Applicable specifications:**
- SAE 100R16.
- Fitting series:**
- 48.
- Applications:**
- Medium pressure hydraulic applications at high temperature.

- Advantages:**
- Blue PKR, MSHA-accepted outer cover.
- Benefits:**
- Ideal for a wide range of high temperature applications.
 - Compact construction for tight bend radius

436 - No-Skive compact high temperature hose



Part number	Hose Inside Diameter				Outside Diameter mm	Operating Pressure		
	DN	inch	Size	mm		bar	psi	Mpa
436-6-BLU-RL	10	3/8	-06	9.5	17	275	3990	27.5
436-8-BLU-RL	12	1/2	-08	12.7	20	240	3480	24.0
436-10-BLU-RL	16	5/8	-10	15.9	24	190	2760	19.0
436-12-BLU-RL	20	3/4	-12	19.1	28	155	2250	15.5
436-16-BLU-RL	25	1	-16	25.4	36	138	2000	13.8

- Construction:**
- Tube: synthetic rubber.
 - Reinforcement: one steel wire construction.
 - Cover: synthetic rubber.
- Recommended fluids:**
- Petroleum and water-glycol based fluids, lubricating oils, air and water.
For air above 1.7 MPa, the hose cover must be pinpricked.
- Operating temperature:**
- -40°C up to +125°C. (Air max. +70°C, Water max. +85°C).
- Burst pressure:**
- Operating pressure x 4.
- Applicable specifications:**
- ISO 11237 R16 - SAE 100R16.
- Fitting series:**
- 46, 48.
- Applications:**
- Many industrial and mobile applications, with typical usage seen on agricultural machines or in power steering circuits.
- Advantages:**
- Compact one wire braid construction with a two wire braid performance.
- Benefits:**
- Reduces stock as it can replace both one and two wire braid hoses in standard applications.

441 - No-Skive compact 1 layer hose



Part number	Hose Inside Diameter				Outside Diameter mm	Operating Pressure		Bend radius mm
	DN	inch	Size	mm		psi	Mpa	
441-4	6	1/4	-04	6.3	13.4	5000	35.0	50
441-6	10	3/8	-06	9.5	17.4	4000	28.0	65
441-8	12	1/2	-08	12.7	20.7	3500	24.5	90
441-10	16	5/8	-10	15.9	23.8	2750	19.2	100
441-12	20	3/4	-12	19.1	27.8	2250	15.7	120
441-16	25	1	-16	25.4	35.8	2000	14.0	150

The combination of high temperature and high pressure may reduce hose life.

Parkrimp® crimp fittings

Material:

- Cr (VI)-free.

For hose type:

- 301SN, 421SN, 436, 441, 461LT, 462, 811.

CA - Female metric 24° - light series with O-Ring - swivel straight



Part number	Hose				Tube Outside Diameter mm	Thread Metric
	Inside Diameter					
	DN	inch	Size	mm		
1CA48-6-4	6	1/4	-04	6.3	6	M12x1.5
1CA48-8-4	6	1/4	-04	6.3	8	M14x1.5
1CA48-10-4	6	1/4	-04	6.3	10	M16x1.5
1CA48-12-4	6	1/4	-04	6.3	12	M18x1.5
1CA48-8-5	8	5/16	-05	7.9	8	M14x1.5
1CA48-10-5	8	5/16	-05	7.9	10	M16x1.5
1CA48-12-5	8	5/16	-05	7.9	12	M18x1.5
1CA48-8-6	10	3/8	-06	9.5	8	M14x1.5
1CA48-10-6	10	3/8	-06	9.5	10	M16x1.5
1CA48-12-6	10	3/8	-06	9.5	12	M18x1.5
1CA48-15-6	10	3/8	-06	9.5	15	M22x1.5
1CA48-18-6	10	3/8	-06	9.5	18	M26x1.5
1CA48-12-8	12	1/2	-08	12.7	12	M18x1.5
1CA48-15-8	12	1/2	-08	12.7	15	M22x1.5
1CA48-18-8	12	1/2	-08	12.7	18	M26x1.5
1CA48-15-10	16	5/8	-10	15.9	15	M22x1.5
1CA48-18-10	16	5/8	-10	15.9	18	M26x1.5
1CA48-22-10	16	5/8	-10	15.9	22	M30x2
1CA48-18-12	20	3/4	-12	19.1	18	M26x1.5
1CA48-22-12	20	3/4	-12	19.1	22	M30x2
1CA48-28-12	20	3/4	-12	19.1	28	M36x2
1CA48-22-16	25	1	-16	25.4	22	M30x2
1CA48-28-16	25	1	-16	25.4	28	M36x2
1CA48-35-16	25	1	-16	25.4	35	M45x2
1CA48-35-20	32	1 1/4	-20	31.8	35	M45x2
1CA48-42-24	40	1 1/2	-24	38.1	42	M52x2

Hose fittings are delivered with ozone resistant Nitrile (NBR) O-Ring as a standard version.

Working temperature from -30°C up to +105°C.

Hose fittings with special O-Ring (Viton or EPDM) available on request.

1 CE - Female metric 24° - light series with O-Ring - swivel 45° elbow



Part number	Hose				Tube Outside Diameter mm	Thread Metric
	Inside Diameter			mm		
	DN	inch	Size			
1CE48-6-4	6	1/4	-04	6.3	6	M12x1.5
1CE48-8-4	6	1/4	-04	6.3	8	M14x1.5
1CE48-10-4	6	1/4	-04	6.3	10	M16x1.5
1CE48-8-5	8	5/16	-05	7.9	8	M14x1.5
1CE48-10-5	8	5/16	-05	7.9	10	M16x1.5
1CE48-12-5	8	5/16	-05	7.9	12	M18x1.5
1CE48-10-6	10	3/8	-06	9.5	10	M16x1.5
1CE48-12-6	10	3/8	-06	9.5	12	M18x1.5
1CE48-15-6	10	3/8	-06	9.5	15	M22x1.5
1CE48-12-8	12	1/2	-08	12.7	12	M18x1.5
1CE48-15-8	12	1/2	-08	12.7	15	M22x1.5
1CE48-18-10	16	5/8	-10	15.9	18	M26x1.5
1CE48-22-12	20	3/4	-12	19.1	22	M30x2
1CE48-28-12	20	3/4	-12	19.1	28	M36x2
1CE48-28-16	25	1	-16	25.4	28	M36x2
1CE48-35-20	32	1 1/4	-20	31.8	35	M45x2
1CE48-42-24	40	1 1/2	-24	38.1	42	M52x2

Hose fittings are delivered with ozone resistant Nitrile (NBR) O-Ring as a standard version.
Operating temperature from -30°C up to +105°C.
Hose fittings with special O-Ring (Viton or EPDM) available on request.

CF - Female metric 24° - light series with O-Ring - swivel 90° elbow



Part number	Hose				Tube Outside Diameter mm	Thread Metric
	Inside Diameter			mm		
	DN	inch	Size			
1CF48-6-4	6	1/4	-04	6.3	6	M12x1.5
1CF48-8-4	6	1/4	-04	6.3	8	M14x1.5
1CF48-10-4	6	1/4	-04	6.3	10	M16x1.5
1CF48-12-4	6	1/4	-04	6.3	12	M18x1.5
1CF48-10-5	8	5/16	-05	7.9	10	M16x1.5
1CF48-12-5	8	5/16	-05	7.9	12	M18x1.5
1CF48-10-6	10	3/8	-06	9.5	10	M16x1.5
1CF48-12-6	10	3/8	-06	9.5	12	M18x1.5
1CF48-15-6	10	3/8	-06	9.5	15	M22x1.5
1CF48-12-8	12	1/2	-08	12.7	12	M18x1.5
1CF48-15-8	12	1/2	-08	12.7	15	M22x1.5
1CF48-18-8	12	1/2	-08	12.7	18	M26x1.5
1CF48-15-10	16	5/8	-10	15.9	15	M22x1.5
1CF48-18-10	16	5/8	-10	15.9	18	M26x1.5
1CF48-22-10	16	5/8	-10	15.9	22	M30x2
1CF48-22-12	20	3/4	-12	19.1	22	M30x2
1CF48-28-12	20	3/4	-12	19.1	28	M36x2
1CF48-22-16	25	1	-16	25.4	22	M30x2
1CF48-28-16	25	1	-16	25.4	28	M36x2
1CF48-28-20	32	1 1/4	-20	31.8	28	M36x2
1CF48-35-20	32	1 1/4	-20	31.8	35	M45x2
1CF48-42-24	40	1 1/2	-24	38.1	42	M52x2

Hose fittings are delivered with ozone resistant Nitrile (NBR) O-Ring as a standard version.
Operating temperature from -30°C up to +105°C.
Hose fittings with special O-Ring (Viton or EPDM) available on request.

D0 - Male metric 24° - light series - rigid straight



Part number	Hose				Tube Outside Diameter mm	Thread Metric
	Inside Diameter					
	DN	inch	Size	mm		
1D048-6-4	6	1/4	-04	6.3	6	M12x1.5
1D048-8-4	6	1/4	-04	6.3	8	M14x1.5
1D048-10-4	6	1/4	-04	6.3	10	M16x1.5
1D048-12-4	6	1/4	-04	6.3	12	M18x1.5
1D048-8-5	8	5/16	-05	7.9	8	M14x1.5
1D048-10-5	8	5/16	-05	7.9	10	M16x1.5
1D048-12-5	8	5/16	-05	7.9	12	M18x1.5
1D048-10-6	10	3/8	-06	9.5	10	M16x1.5
1D048-12-6	10	3/8	-06	9.5	12	M18x1.5
1D048-15-6	10	3/8	-06	9.5	15	M22x1.5
1D048-15-8	12	1/2	-08	12.7	15	M22x1.5
1D048-18-10	16	5/8	-10	15.9	18	M26x1.5
1D048-22-12	20	3/4	-12	19.1	22	M30x2
1D048-28-16	25	1	-16	25.4	28	M36x2
1D048-35-20	32	1 1/4	-20	31.8	35	M45x2
1D048-42-24	40	1 1/2	-24	38.1	42	M52x2

C9 - Female metric 24° - heavy series with O-Ring -swivel straight



Part number	Hose				Tube Outside Diameter mm	Thread Metric
	Inside Diameter					
	DN	inch	Size	mm		
1C948-6-4	6	1/4	-04	6.3	6	M14x1.5
1C948-8-4	6	1/4	-04	6.3	8	M16x1.5
1C948-10-4	6	1/4	-04	6.3	10	M18x1.5
1C948-12-4	6	1/4	-04	6.3	12	M20x1.5
1C948-14-4	6	1/4	-04	6.3	14	M22x1.5
1C948-10-5	8	5/16	-05	7.9	10	M18x1.5
1C948-12-5	8	5/16	-05	7.9	12	M20x1.5
1C948-16-5	8	5/16	-05	7.9	16	M24x1.5
1C948-8-6	10	3/8	-06	9.5	8	M16x1.5
1C948-10-6	10	3/8	-06	9.5	10	M18x1.5
1C948-12-6	10	3/8	-06	9.5	12	M20x1.5
1C948-14-6	10	3/8	-06	9.5	14	M22x1.5
1C948-16-6	10	3/8	-06	9.5	16	M24x1.5
1C948-12-8	12	1/2	-08	12.7	12	M20x1.5
1C948-14-8	12	1/2	-08	12.7	14	M22x1.5
1C948-16-8	12	1/2	-08	12.7	16	M24x1.5
1C948-20-8	12	1/2	-08	12.7	20	M30x2
1C948-16-10	16	5/8	-10	15.9	16	M24x1.5
1C948-20-10	16	5/8	-10	15.9	20	M30x2
1C948-20-12	20	3/4	-12	19.1	20	M30x2
1C948-25-12	20	3/4	-12	19.1	25	M36x2
1C948-25-16	25	1	-16	25.4	25	M36x2
1C948-30-16	25	1	-16	25.4	30	M42x2
1C948-38-20*	32	1 1/4	-20	31.8	38	M52x2

Hose fittings are delivered with ozone resistant Nitrile (NBR) O-Ring as a standard version.
Operating temperature from -30°C up to +105°C.
Hose fitting with special O-Ring (Viton or EPDM) available on request.

1 0C - Female metric 24° - heavy series with O-Ring -swivel 45° elbow



Part number	Hose				Tube Outside Diameter	Thread Metric
	Inside Diameter					
	DN	inch	Size	mm	mm	
10C48-10-4	6	1/4	-04	6.3	10	M18x1.5
10C48-12-5	8	5/16	-05	7.9	12	M20x1.5
10C48-10-6	10	3/8	-06	9.5	10	M18x1.5
10C48-12-6	10	3/8	-06	9.5	12	M20x1.5
10C48-16-8	12	1/2	-08	12.7	16	M24x1.5
10C48-20-10	16	5/8	-10	15.9	20	M30x2
10C48-20-12	20	3/4	-12	19.1	20	M30x2
10C48-25-12	20	3/4	-12	19.1	25	M36x2
10C48-30-16	25	1	-16	25.4	30	M42x2
10C48-38-20*	32	1 1/4	-20	31.8	38	M52x2

Hose fittings are delivered with ozone resistant Nitrile (NBR) O-Ring as a standard version.
Operating temperature from -30°C up to +105°C.
Hose fitting with special O-Ring (Viton or EPDM) available on request.

1C - Female metric 24° - heavy series with O-Ring - swivel 90° elbow



Part number	Hose				Tube Outside Diameter	Thread Metric
	Inside Diameter					
	DN	inch	Size	mm	mm	
11C48-6-4	6	1/4	-04	6.3	6	M14x1.5
11C48-8-4	6	1/4	-04	6.3	8	M16x1.5
11C48-10-4	6	1/4	-04	6.3	10	M18x1.5
11C48-12-4	6	1/4	-04	6.3	12	M20x1.5
11C48-10-5	8	5/16	-05	7.9	10	M18x1.5
11C48-12-5	8	5/16	-05	7.9	12	M20x1.5
11C48-10-6	10	3/8	-06	9.5	10	M18x1.5
11C48-12-6	10	3/8	-06	9.5	12	M20x1.5
11C48-14-6	10	3/8	-06	9.5	14	M22x1.5
11C48-14-8	12	1/2	-08	12.7	14	M22x1.5
11C48-16-8	12	1/2	-08	12.7	16	M24x1.5
11C48-16-10	16	5/8	-10	15.9	16	M24x1.5
11C48-20-10	16	5/8	-10	15.9	20	M30x2
11C48-25-12	20	3/4	-12	19.1	25	M36x2
11C48-30-16	25	1	-16	25.4	30	M42x2
11C48-38-20*	32	1 1/4	-20	31.8	38	M52x2

Hose fittings are delivered with ozone resistant Nitrile (NBR) O-Ring as a standard version.
Operating temperature from -30°C up to +105°C.
Hose fitting with special O-Ring (Viton or EPDM) available on request.

D2 - Male metric 24° - heavy series - rigid straight



Part number	Hose				Tube Outside Diameter	Thread Metric
	Inside Diameter					
	DN	inch	Size	mm	mm	
1D248-6-4	6	1/4	-04	6.3	6	M14x1.5
1D248-12-4	6	1/4	-04	6.3	12	M20x1.5
1D248-10-5	8	5/16	-05	7.9	10	M18x1.5
1D248-12-5	8	5/16	-05	7.9	12	M20x1.5
1D248-12-6	10	3/8	-06	9.5	12	M20x1.5
1D248-14-6	10	3/8	-06	9.5	14	M22x1.5
1D248-16-8	12	1/2	-08	12.7	16	M24x1.5
1D248-20-10	16	5/8	-10	15.9	20	M30x2
1D248-20-12	20	3/4	-12	19.1	20	M30x2
1D248-25-12	20	3/4	-12	19.1	25	M36x2
1D248-30-16	25	1	-16	25.4	30	M42x2
1D248-38-20	32	1 1/4	-20	31.8	38	M52x2

92 - Female BSP parallel pipe - swivel straight (60° cone)



Part number	Hose Inside Diameter				Thread BSPP
	DN	inch	Size	mm	
19248-4-4	6	1/4	-04	6.3	1/4x19
19248-6-4	6	1/4	-04	6.3	3/8x19
19248-4-5	8	5/16	-05	7.9	1/4x19
19248-6-5	8	5/16	-05	7.9	3/8x19
19248-6-6	10	3/8	-06	9.5	3/8x19
19248-8-6	10	3/8	-06	9.5	1/2x14
19248-6-8	12	1/2	-08	12.7	3/8x19
19248-8-8	12	1/2	-08	12.7	1/2x14
19248-10-8	12	1/2	-08	12.7	5/8x14
19248-10-10	16	5/8	-10	15.9	5/8x14
19248-12-10	16	5/8	-10	15.9	3/4x14
19248-12-12	20	3/4	-12	19.1	3/4x14
19248-16-12	20	3/4	-12	19.1	1x11
19248-16-16	25	1	-16	25.4	1x11
19248-20-20	32	1 1/4	-20	31.8	1 1/4x11
19248-24-24	40	1 1/2	-24	38.1	1 1/2x11
19248-32-32	50	2	-32	50.8	2x11

B1 - Female BSP parallel pipe - swivel 45° elbow (60° cone)



Part number	Hose Inside Diameter				Thread BSPP
	DN	inch	Size	mm	
1B148-4-4	6	1/4	-04	6.3	1/4x19
1B148-6-4	6	1/4	-04	6.3	3/8x19
1B148-6-5	8	5/16	-05	7.9	3/8x19
1B148-6-6	10	3/8	-06	9.5	3/8x19
1B148-8-6	10	3/8	-06	9.5	1/2x14
1B148-8-8	12	1/2	-08	12.7	1/2x14
1B148-12-12	20	3/4	-12	19.1	3/4x14
1B148-16-16	25	1	-16	25.4	1x11
1B148-20-20	32	1 1/4	-20	31.8	1 1/4x11
1B148-24-24	40	1 1/2	-24	38.1	1 1/2x11
1B148-32-32	50	2	-32	50.8	2x11

1 B2 - Female BSP parallel pipe - swivel 90° elbow (60° cone)



Part number	Hose Inside Diameter				Thread BSPP
	DN	inch	Size	mm	
1B248-4-4	6	1/4	-04	6.3	1/4x19
1B248-6-4	6	1/4	-04	6.3	3/8x19
1B248-6-5	8	5/16	-05	7.9	3/8x19
1B248-6-6	10	3/8	-06	9.5	3/8x19
1B248-8-6	10	3/8	-06	9.5	1/2x14
1B248-6-8	12	1/2	-08	12.7	3/8x19
1B248-8-8	12	1/2	-08	12.7	1/2x14
1B248-10-10	16	5/8	-10	15.9	5/8x14
1B248-12-10	16	5/8	-10	15.9	3/4x14
1B248-12-12	20	3/4	-12	19.1	3/4x14
1B248-16-16	25	1	-16	25.4	1x11
1B248-20-20	32	1 1/4	-20	31.8	1 1/4x11
1B248-24-24	40	1 1/2	-24	38.1	1 1/2x11
1B248-32-32	50	2	-32	50.8	2x11

D9 - Male BSPP parallel pipe - rigid straight (60° cone)



Part number	Hose Inside Diameter				Thread BSPP
	DN	inch	Size	mm	
1D948-4-4	6	1/4	-04	6.3	1/4x19
1D948-6-4	6	1/4	-04	6.3	3/8x19
1D948-6-5	8	5/16	-05	7.9	3/8x19
1D948-6-6	10	3/8	-06	9.5	3/8x19
1D948-8-6	10	3/8	-06	9.5	1/2x14
1D948-6-8	12	1/2	-08	12.7	3/8x19
1D948-8-8	12	1/2	-08	12.7	1/2x14
1D948-10-10	16	5/8	-10	15.9	5/8x14
1D948-12-12	20	3/4	-12	19.1	3/4x14
1D948-16-16	25	1	-16	25.4	1x11
1D948-20-20	32	1 1/4	-20	31.8	1 1/4x11
1D948-24-24	40	1 1/2	-24	38.1	1 1/2x11
1D948-32-32	50	2	-32	50.8	2

06/68 - Female JIC 37° / SAE 45° - dual flare - swivel straight



Part number	Hose Inside Diameter				Thread UNF
	DN	inch	Size	mm	
10648-6-4	6	1/4	-04	6.3	9/16x18
16848-4-4	6	1/4	-04	6.3	7/16x20
16848-5-4	6	1/4	-04	6.3	1/2x20
16848-5-4	6	1/4	-04	6.3	1/2x20
10648-6-5	8	5/16	-05	7.9	9/16x18
16848-8-5	8	5/16	-05	7.9	3/4x16
16848-8-5	8	5/16	-05	7.9	3/4x16
10648-6-6	10	3/8	-06	9.5	9/16x18
16848-4-6	10	3/8	-06	9.5	7/16x20
16848-5-6	10	3/8	-06	9.5	1/2x20
16848-5-6	10	3/8	-06	9.5	1/2x20
16848-8-6	10	3/8	-06	9.5	3/4x16
16848-8-6	10	3/8	-06	9.5	3/4x16
16848-8-8	12	1/2	-08	12.7	3/4x16
16848-10-8	12	1/2	-08	12.7	7/8x14
16848-10-10	16	5/8	-10	15.9	7/8x14
10648-12-12	20	3/4	-12	19.1	1 1/16x12
10648-16-12	20	3/4	-12	19.1	1 5/16x12
16848-10-12	20	3/4	-12	19.1	7/8x14
10648-12-16	25	1	-16	25.4	1 1/16x12
10648-16-16	25	1	-16	25.4	1 5/16x12
10648-20-20	32	1 1/4	-20	31.8	1 5/8x12
10648-24-24	40	1 1/2	-24	38.1	1 7/8x12

37/3V - Female JIC 37° / SAE 45° - dual flare - swivel female 45° elbow



Part number	Hose Inside Diameter				Thread UNF
	DN	inch	Size	mm	
13748-6-6	10	3/8	-06	9.5	9/16x18
13V48-8-6	10	3/8	-06	9.5	3/4x16
13V48-8-8	12	1/2	-08	12.7	3/4x16
13V48-10-8	12	1/2	-08	12.7	7/8x14
13748-12-12	20	3/4	-12	19.1	1 1/16x12
13748-16-16	25	1	-16	25.4	1 5/16x12
13748-20-20	32	1 1/4	-20	31.8	1 5/8x12
13748-24-24	40	1 1/2	-24	38.1	1 7/8x12

39/3W - Female JIC 37° / SAE 45° - dual flare - swivel female 90° elbow



Part number	Hose Inside Diameter				Thread UNF
	DN	inch	Size	mm	
13948-6-4	6	1/4	-04	6.3	9/16x18
13W48-4-4	6	1/4	-04	6.3	7/16x20
13W48-5-4	6	1/4	-04	6.3	1/2x20
13948-6-5	8	5/16	-05	7.9	9/16x18
13W48-5-5	8	5/16	-05	7.9	1/2x20
13948-6-6	10	3/8	-06	9.5	9/16x18
13W48-8-6	10	3/8	-06	9.5	3/4x16
13W48-8-8	12	1/2	-08	12.7	3/4x16
13W48-10-8	12	1/2	-08	12.7	7/8x14
13948-12-10	16	5/8	-10	15.9	1 1/16x12
13W48-10-10	16	5/8	-10	15.9	7/8x14
13948-12-12	20	3/4	-12	19.1	1 1/16x12
13948-16-16	25	1	-16	25.4	1 5/16x12
13948-20-20	32	1 1/4	-20	31.8	1 5/8x12
13948-24-24	40	1 1/2	-24	38.1	1 7/8x12

1 JC - Female ORFS - swivel straight (short)



Part number	Hose Inside Diameter				Thread UNF
	DN	inch	Size	mm	
1JC48-4-4	6	1/4	-04	6.3	9/16x18
1JC48-6-4	6	1/4	-04	6.3	11/16x16
1JC48-6-6	10	3/8	-06	9.5	11/16x16
1JC48-8-6	10	3/8	-06	9.5	13/16x16
1JC48-8-8	12	1/2	-08	12.7	13/16x16
1JC48-10-8	12	1/2	-08	12.7	1x14
1JC48-10-10	16	5/8	-10	15.9	1x14
1JC48-12-10	16	5/8	-10	15.9	1 3/16x12
1JC48-12-12	20	3/4	-12	19.1	1 3/16x12
1JC48-16-16	25	1	-16	25.4	1 7/16x12
1JC48-20-20	32	1 1/4	-20	31.8	1 11/16x12

JM - ORFS Male



Part number	Hose Inside Diameter				Thread UNF
	DN	inch	Size	mm	
1JM48-4-4	6	1/4	-04	6.3	9/16x18
1JM48-6-6	10	3/8	-06	9.5	11/16x16
1JM48-8-6	10	3/8	-06	9.5	13/16x16
1JM48-8-8	12	1/2	-08	12.7	13/16x16
1JM48-10-8	12	1/2	-08	12.7	1x14
1JM48-12-12	20	3/4	-12	19.1	1 3/16x12
1JM48-16-16	25	1	-16	25.4	1 7/16x12

J7 - Female ORFS - swivel 45° elbow



Part number	Hose Inside Diameter				Thread UNF
	DN	inch	Size	mm	
1J748-4-4	6	1/4	-04	6.3	9/16x18
1J748-6-4	6	1/4	-04	6.3	11/16x16
1J748-6-6	10	3/8	-06	9.5	11/16x16
1J748-8-6	10	3/8	-06	9.5	13/16x16
1J748-8-8	12	1/2	-08	12.7	13/16x16
1J748-10-8	12	1/2	-08	12.7	1x14
1J748-10-10	16	5/8	-10	15.9	1x14
1J748-12-12	20	3/4	-12	19.1	1 3/16x12
1J748-16-16	25	1	-16	25.4	1 7/16x12
1J748-20-20	32	1 1/4	-20	31.8	1 11/16x12
1J748-24-24	40	1 1/2	-24	38.1	2x12

J9 - Female ORFS - swivel 90° elbow - short drop



Part number	Hose Inside Diameter				Thread UNF
	DN	inch	Size	mm	
1J948-4-4	6	1/4	-04	6.3	9/16x18
1J948-6-4	6	1/4	-04	6.3	11/16x16
1J948-8-4	6	1/4	-04	6.3	13/16x16
1J948-6-5	8	5/16	-05	7.9	11/16x16
1J948-4-6	10	3/8	-06	9.5	9/16x18
1J948-6-6	10	3/8	-06	9.5	11/16x16
1J948-8-6	10	3/8	-06	9.5	13/16x16
1J948-8-8	12	1/2	-08	12.7	13/16x16
1J948-10-8	12	1/2	-08	12.7	1x14
1J948-10-10	16	5/8	-10	15.9	1x14
1J948-12-12	20	3/4	-12	19.1	1 3/16x12
1J948-16-16	25	1	-16	25.4	1 7/16x12
1J948-20-20	32	1 1/4	-20	31.8	1 11/16x12

15 - SAE code 61 - flange head straight (3000 psi)



Part number	Hose Inside Diameter				Flange size
	DN	inch	Size	mm	inch
11548-8-8	12	1/2	-08	12.7	1/2
11548-12-12	20	3/4	-12	19.1	3/4
11548-16-16	25	1	-16	25.4	1
11548-20-16	25	1	-16	25.4	1 1/4
11548-20-20	32	1 1/4	-20	31.8	1 1/4
11548-24-24	40	1 1/2	-24	38.1	1 1/2
11548-32-32	50	2	-32	50.8	2

For O-Ring selection, see page 165.

17 - SAE code 61 - flange head 45° elbow (3000 psi)



Part number	Hose Inside Diameter				Flange size
	DN	inch	Size	mm	inch
11748-8-8	12	1/2	-08	12.7	1/2
11748-12-12	20	3/4	-12	19.1	3/4
11748-16-16	25	1	-16	25.4	1
11748-20-16	25	1	-16	25.4	1 1/4
11748-20-20	32	1 1/4	-20	31.8	1 1/4
11748-24-24	40	1 1/2	-24	38.1	1 1/2
11748-32-24	40	1 1/2	-24	38.1	2
11748-32-32	50	2	-32	50.8	2

For O-Ring selection, see page 165.

19 - SAE code 61 - flange head 90° elbow (3000 psi)



Part number	Hose Inside Diameter				Flange size
	DN	inch	Size	mm	inch
11948-8-8	12	1/2	-08	12.7	1/2
11948-12-12	20	3/4	-12	19.1	3/4
11948-16-16	25	1	-16	25.4	1
11948-20-20	32	1 1/4	-20	31.8	1 1/4
11948-24-20	32	1 1/4	-20	31.8	1 1/2
11948-24-24	40	1 1/2	-24	38.1	1 1/2
11948-32-24	40	1 1/2	-24	38.1	2
11948-24-32	50	2	-32	50.8	1 1/2
11948-32-32	50	2	-32	50.8	2

Assembly only with Parkrimp® 2 machine, see page 425.

For O-Ring selection, see page 165.

1 6A - SAE code 62 - flange straight (6000 psi)



Part number	Hose Inside Diameter				Flange size inch
	DN	inch	Size	mm	
16A48-12-12	25	1	-16	25.4	3/4
16A48-16-16	25	1	-16	25.4	1
16A48-20-20	32	1 1/4	-20	31.8	1 1/4
16A48-24-24	40	1 1/2	-24	38.1	1 1/2
16A48-32-32	50	2	-32	50.8	2

For O-Ring selection, see page 165.

6F - SAE flange 45° elbow - heavy series (6000 psi)



Part number	Hose Inside Diameter				Flange size inch
	DN	inch	Size	mm	
16F48-12-12	20	3/4	-12	19.1	3/4
16F48-16-16	25	1	-16	25.4	1
16F48-20-20	32	1 1/4	-20	31.8	1 1/4
16F48-24-24	40	1 1/2	-24	38.1	1 1/2
16F48-32-32	50	2	-32	50.8	2

For O-Ring selection, see page 165.

6N - SAE code 62 - flange head 90° elbow (6000 psi)



Part number	Hose Inside Diameter				Flange size inch
	DN	inch	Size	mm	
16N48-12-12	20	3/4	-12	19.1	3/4
16N48-16-16	25	1	-16	25.4	1
16N48-20-20	32	1 1/4	-20	31.8	1 1/4
16N48-24-24	40	1 1/2	-24	38.1	1 1/2
16N48-32-32	50	2	-32	50.8	2

For O-Ring selection, see page 165.

Construction:	<ul style="list-style-type: none"> • Tube: nitrile (NBR). • Reinforcement: two high tensile steel wire braids. • Cover: synthetic rubber.
Recommended fluids:	<ul style="list-style-type: none"> • Petroleum and water-glycol based fluids, lubricating oils, air and water. For air above 1.7 MPa, the hose cover must be pinpricked.
Operating temperature:	<ul style="list-style-type: none"> • -40°C up to +100°C. (Air max. +70°C, Water max. +85°C).
Burst pressure:	<ul style="list-style-type: none"> • Operating pressure x 4.
Applicable specifications:	<ul style="list-style-type: none"> • EN 857 2SC, ISO 11237-1 type 2SC.
Fitting series:	<ul style="list-style-type: none"> • 48.
Applications:	<ul style="list-style-type: none"> • Demanding medium pressure hydraulic applications in all markets.
Advantages:	<ul style="list-style-type: none"> • No-Skive hose construction. • Compact design, nitrile (NBR) inner tube.
Benefits:	<ul style="list-style-type: none"> • Extended fluid compatibility. • Exceeding EN/ISO specifications for pressure, bend radius and abrasion resistance.

462 - Elite compact hose - Exceeds EN 857 2SC



Part number	Hose Inside Diameter				Outside Diameter mm	Operating Pressure		Bend radius mm
	DN	inch	Size	mm		psi	Mpa	
462-4	6	1/4	-04	6.3	13.4	6160	42.5	75
462-5	8	5/16	-05	7.9	15.0	5800	40.0	85
462-6	10	3/8	-06	9.5	17.2	5075	35.0	90
462-8	12	1/2	-08	12.7	20.4	4495	31.0	130
462-10	16	5/8	-10	15.9	23.9	4060	28.0	160
462-12	20	3/4	-12	19.1	27.7	4060	28.0	195
462-16	25	1	-16	25.4	35.4	3045	21.0	250

The combination of high temperature and high pressure may reduce hose life.

462TC - Elite compact hose Tough Cover - Exceeds EN 857 2SC



Part number	Hose Inside Diameter				Outside Diameter mm	Operating Pressure		Bend radius mm
	DN	inch	Size	mm		psi	Mpa	
462TC-4	6	1/4	-04	6.4	13.4	6160	42.5	75
462TC-5	8	5/16	-05	7.9	15.0	5800	40.0	85
462TC-6	10	3/8	-06	9.5	17.2	5075	35.0	90
462TC-8	12	1/2	-08	12.7	20.4	4495	31.0	130
462TC-10	16	5/8	-10	15.9	23.9	4060	28.0	160
462TC-12	19	3/4	-12	19.1	27.7	4060	28.0	195
462TC-16	25	1	-16	25.4	35.4	3045	21.0	250
462TC-20	31	1 1/4	-20	31.8	45.1	2495	17.2	335
462TC-24	38	1 1/2	-24	38.1	52.0	2118	14.6	400
462TC-32	51	2	-32	50.8	64.0	1624	11.2	500

The combination of high temperature and high pressure may reduce hose life.

1

HYDRAULICS

- Construction:**
- Tube: synthetic rubber.
 - Reinforcement: two high tensile steel wire braids.
 - Cover: Synthetic rubber.
- Recommended fluids:**
- Petroleum and water-glycol based fluids, lubricating oils, air and water. For air above 1.7 MPa, the hose cover must be pinpricked.
- Operating temperature:**
- -50°C to +100°C. (Air max. +70°C, Water max. +85°C).
- Burst pressure:**
- Operating pressure x 4.
- Applicable specifications:**
- EN 857 2SC.
- Fitting series:**
- 48.
- Applications:**
- Mobile applications in low temperature environments: forestry machines, refrigerated warehouses.

- Advantages:**
- No-Skive thin cover hose construction.
 - Excellent ozone resistance.

- Benefits:**
- For very low temperature conditions (-50 °C).

461LT - Elite Compact hose Low Temperature - Exceeds EN 857 2SC



Part number	Hose Inside Diameter				Outside Diameter mm	Operating Pressure		Bend radius mm
	DN	inch	Size	mm		psi	Mpa	
461LT-4	6	1/4	-04	6.3	13	6160	42.5	75
461LT-5	8	5/16	-05	7.9	15	5800	40.0	85
461LT-6	10	3/8	-06	9.5	17	5075	35.0	90
461LT-8	12	1/2	-08	12.7	21	4495	31.0	130
461LT-10	16	5/8	-10	15.9	24	4060	28.0	160
461LT-12	20	3/4	-12	19.1	28	4060	28.0	195
461LT-16	25	1	-16	25.4	35	3045	21.0	250

The combination of high temperature and high pressure may reduce hose life.

- Construction:**
- Tube: synthetic rubber.
 - Reinforcement: one high tensile steel wire braid.
 - Cover: synthetic rubber in black or blue colour.
- Recommended fluids:**
- Designed for use with water only, for constant water temperatures up to +120°C.
 - The hose is not recommended for steam service.
- Operating temperature:**
- Max. +120°C (with water).
- Fitting series:**
- 48.
- Applications:**
- High pressure water cleaners.

- Advantages:**
- Abrasion resistant cover compound.

- Benefits:**
- Longer service life.

493 - High pressure water cleaning hose



Part number	Hose Inside Diameter				Outside Diameter mm	Operating Pressure		
	DN	inch	Size	mm		bar	psi	Mpa
493-4-RL	6	1/4	-04	6.3	13.4	200	2900	20.0
493-4-BLU-RL	6	1/4	-04	6.3	13.4	200	2900	20.0
493-5-RL	8	5/16	-05	7.9	15.0	200	2900	20.0
493-5-BLU-RL	8	5/16	-05	7.9	15.0	200	2900	20.0
493-6-RL	10	3/8	-06	9.5	17.4	200	2900	20.0
493-6-BLU-RL	10	3/8	-06	9.5	17.4	200	2900	20.0
493-8-RL	12	1/2	-08	12.7	20.6	175	2540	17.5
493-8-BLU-RL	12	1/2	-08	12.7	20.6	175	2540	17.5

RL = only available on reels.

Parkrimp® crimp fittings

Material: • Cr (VI)-free.

For hose type: • 493.

CW - Power cleaner connection



Part number	Hose Inside Diameter				Thread Metric
	DN	inch	Size	mm	
1CW48-15-4	6	1/4	-04	6.3	M22x1.5
1CW48-15-5	8	5/16	-05	7.9	M22x1.5
1CW48-15-6	10	3/8	-06	9.5	M22x1.5
1CW48-15-8	12	1/2	-08	12.7	M22x1.5

NW - Female Kärcher® metric cleaning hose fitting - Swivel straight (new design)



Part number	Hose Inside Diameter				Thread Metric
	DN	inch	Size	mm	
1NW48-15-4	6	1/4	-04	6.3	M22x1.5
1NW48-15-5	8	5/16	-05	7.9	M22x1.5
1NW48-15-6	10	3/8	-06	9.5	M22x1.5

PW - Male Kärcher® metric cleaning hose fitting - rigid straight



Part number	Hose Inside Diameter				Outside Diameter mm
	DN	inch	Size	mm	
1PW48-10-4	6	1/4	-04	6.3	10
1PW48-11-4	6	1/4	-04	6.3	11
1PW48-10-5	8	5/16	-05	7.9	10
1PW48-11-5	8	5/16	-05	7.9	11
1PW48-10-6	10	3/8	-06	9.5	10

Material: • Rubber.

For hose type: • 493.

WKS - Rubber Hand Grip



Part number	Hose Inside Diameter			
	DN	inch	Size	mm
WKS-4-BLK	6	1/4	-04	6.3
WKS-4-BLU	6	1/4	-04	6.3
WKS-5-BLK	8	5/16	-05	7.9
WKS-5-BLU	8	5/16	-05	7.9
WKS-6-BLK	10	3/8	-06	9.5
WKS-6-BLU	10	3/8	-06	9.5
WKS-8-BLK	12	1/2	-08	12.7
WKS-8-BLU	12	1/2	-08	12.7

- Construction:**
- Tube: nitrile (NBR).
 - Reinforcement: three high tensile steel wire braids.
 - Cover: synthetic rubber.
- Recommended fluids:**
- Petroleum and water-glycol based fluids, lubricating oils and water. For air above 1.7 MPa, the hose cover must be pinpricked.
- Operating temperature:**
- -40°C to +100°C (Air max. +70°C, Water max. +85°C).
- Burst pressure:**
- Operating pressure x 4.
- Applicable specifications:**
- Parker specifications.
- Fitting series:**
- 70.
- Applications:**
- No-Skive hose construction - compact design, nitrile (NBR) inner tube for extended fluid compatibility.

- Advantages:**
- 3-wire braid compact hose with 4SP operating pressure.
- Benefits:**
- Easy routing in machines and equipment.

372 - No-Skive hose 3-Wire compact hose



Part number	Hose Inside Diameter				Outside Diameter mm	Operating Pressure		Bend radius mm
	DN	inch	Size	mm		psi	Mpa	
372-6	10	3/8	-06	9.5	21.4	6500	44.5	120
372-8	12	1/2	-08	12.7	24.6	6000	41.5	160
372-10	16	5/8	-10	15.9	28.2	5000	35.0	210
372-12	20	3/4	-12	19.1	32.2	5000	35.0	260
372-16	25	1	-16	25.4	39.7	4000	28.0	310

The combination of high temperature and high pressure may reduce hose life.

- Construction:**
- Tube: nitrile (NBR).
 - Reinforcement: three high tensile steel wire braids.
 - Cover: highly abrasion resistant, MSHA approved synthetic rubber.
- Recommended fluids:**
- Petroleum and water-glycol based fluids, lubricating oils, air and water. For air above 1.7 MPa the hose cover must be pinpricked.
- Operating temperature:**
- -40°C to +100°C (Air max. +70°C, Water max. +85°C).
- Burst pressure:**
- Operating pressure x 4
- Applicable specifications:**
- Parker specifications: operating pressures and outside diameters according to DIN EN 856-4SP.
- Fitting series:**
- 70.
- Applications:**
- General high pressure hydraulic applications (typically in the mobile industry).
 - nitrile (NBR) inner tube for greater fluid compatibility, highly abrasion resistant MSHA approved tough cover, hose is suitable for temporary immersion in mineral oil up to 70 °C with frequent inspections.

- Advantages:**
- 3 wire braided compact design with 4SP operating pressures.
- Benefits:**
- Tough cover to resist abrasion in aggressive environments.

372TC - No-Skive 3-Wire compact hose Tough Cover



Part number	Hose Inside Diameter				Outside Diameter mm	Operating Pressure		Bend radius mm
	DN	inch	Size	mm		psi	Mpa	
372TC-6	10	3/8	-06	9.5	21.4	6500	44.5	120
372TC-8	12	1/2	-08	12.7	24.6	6000	41.5	160
372TC-10	16	5/8	-10	15.9	28.2	5000	35.0	210
372TC-12	20	3/4	-12	19.1	32.2	5000	35.0	260
372TC-16	25	1	-16	25.4	39.7	4000	28.0	310

Replace the hose when any deformation or damage on the hose cover are visible.
The combination of high temperature and high pressure may reduce hose life.

Construction:	<ul style="list-style-type: none"> • Tube: synthetic rubber. • Reinforcement: three high tensile steel wire braids. • Cover: synthetic rubber.
Recommended fluids:	<ul style="list-style-type: none"> • Petroleum and water-glycol based fluids, lubricating oils, air and water. For air above 1.7 MPa the hose cover must be pinpricked.
Operating temperature:	<ul style="list-style-type: none"> • -50°C to +100°C (Air max. +70°C, Water max. +85°C).
Burst pressure:	<ul style="list-style-type: none"> • Operating pressure x 4.
Applicable specifications:	<ul style="list-style-type: none"> • Parker specifications.
Fitting series:	<ul style="list-style-type: none"> • 70.
Applications:	<ul style="list-style-type: none"> • Mobile applications in low temperature environments: forestry machines, refrigerated warehouses.

Advantages:	<ul style="list-style-type: none"> • Compact design compared with a 4 spiral hose.
Benefits:	<ul style="list-style-type: none"> • For very low temperature applications.

371LT - No-Skive hose 3-Wire compact hose Low Temperature



Part number	Hose Inside Diameter				Outside Diameter mm	Operating Pressure		Bend radius mm
	DN	inch	Size	mm		psi	Mpa	
371LT-6	10	3/8	-06	9.5	21.4	6500	44.5	120
371LT-8	12	1/2	-08	12.7	24.6	6000	41.5	160
371LT-10	16	5/8	-10	15.9	28.2	5000	35.0	210
371LT-12	20	3/4	-12	19.1	32.2	5000	35.0	260
371LT-16	25	1	-16	25.4	39.7	4000	28.0	310

The combination of high temperature and high pressure may reduce hose life.

Construction:	<ul style="list-style-type: none"> • Tube: synthetic rubber. • Reinforcement: four spirals of high-tensile steel wire. • Cover: synthetic rubber.
Operating temperature:	<ul style="list-style-type: none"> • -40°C to +100°C (Air max. +70°C, Water max. +85°C).
Burst pressure:	<ul style="list-style-type: none"> • Operating pressure x 4.
Applicable specifications:	<ul style="list-style-type: none"> • ISO 3862-1 type 4SP, EN 856 type 4SP.
Fitting series:	<ul style="list-style-type: none"> • 70.
Applications:	<ul style="list-style-type: none"> • General high pressure hydraulic applications.
Advantages:	<ul style="list-style-type: none"> • No-Skive hose construction, reinforcement of four high tensile steel wires.
Benefits:	<ul style="list-style-type: none"> • Provides a secure and safe hose assembly operation because no skiving required.

701 - No-Skive multispiral hose



Part number	Hose Inside Diameter				Outside Diameter mm	Operating Pressure		Bend radius mm
	DN	inch	Size	mm		psi	Mpa	
701-6	10	3/8	-06	9.5	21.4	6500	45.0	180
701-8	12	1/2	-08	12.7	24.6	6000	41.5	230
701-10	16	5/8	-10	15.9	28.2	5000	35.0	250
701-12	20	3/4	-12	19.1	32.2	5000	35.0	300
701-16	25	1	-16	25.4	39.7	4000	28.0	340

The combination of high temperature and high pressure may reduce hose life.

1

Parkrimp® crimp fittings

Material:

- Cr (VI)-free.

For hose type:

- 372, 371LT, 701.

CA - Female metric 24° - light series with O-Ring - swivel straight



Part number	Hose Inside Diameter			Tube Outside Diameter		Thread Metric
	DN	inch	Size	mm	mm	
1CA70-12-6	10	3/8	-06	9.5	12	M18x1.5
1CA70-15-8	12	1/2	-08	12.7	15	M22x1.5
1CA70-18-8	12	1/2	-08	12.7	18	M26x1.5
1CA70-18-10	16	5/8	-10	15.9	18	M26x1.5
1CA70-22-12	20	3/4	-12	19.1	22	M30x2
1CA70-28-16	25	1	-16	25.4	28	M36x2

Fittings with standard O-Ring seals can be used for temperatures from -30 °C up to +105 °C.
For O-Ring selection, see page 165.

CE - Female metric 24° - light series with O-Ring - swivel 45° elbow



Part number	Hose Inside Diameter			Tube Outside Diameter		Thread Metric
	DN	inch	Size	mm	mm	
1CE70-12-6	10	3/8	-06	9.5	12	M18x1.5
1CE70-15-8	12	1/2	-08	12.7	15	M22x1.5
1CE70-18-10	16	5/8	-10	15.9	18	M26x1.5
1CE70-22-12	20	3/4	-12	19.1	22	M30x2

Fittings with standard O-Ring seals can be used for temperatures from -30 °C up to +105 °C.
For O-Ring selection, see page 165.

CF - Female metric 24° - light series with O-Ring - swivel 90° elbow



Part number	Hose Inside Diameter			Tube Outside Diameter		Thread Metric
	DN	inch	Size	mm	mm	
1CF70-12-6	10	3/8	-06	9.5	12	M18x1.5
1CF70-15-8	12	1/2	-08	12.7	15	M22x1.5
1CF70-18-10	16	5/8	-10	15.9	18	M26x1.5
1CF70-22-12	20	3/4	-12	19.1	22	M30x2
1CF70-28-16	25	1	-16	25.4	28	M36x2
1CF70-35-16	25	1	-16	25.4	35	M45x2

Fittings with standard O-Ring seals can be used for temperatures from -30 °C up to +105 °C.
For O-Ring selection, see page 165.

DO - Male metric 24° - light series - rigid straight



Part number	Hose Inside Diameter			Tube Outside Diameter		Thread Metric
	DN	inch	Size	mm	mm	
1D070-18-10	16	5/8	-10	15.9	18	M26x1.5
1D070-22-12	20	3/4	-12	19.1	22	M30x2
1D070-28-16	25	1	-16	25.4	28	M36x2

HYDRAULICS

C9 - Female metric 24° - heavy series with O-Ring - swivel straight



Part number	Hose Inside Diameter				Tube Outside Diameter mm	Thread Metric
	DN	inch	Size	mm		
1C970-12-6	10	3/8	-06	9.5	12	M20x1.5
1C970-14-6	10	3/8	-06	9.5	14	M22x1.5
1C970-12-8	12	1/2	-08	12.7	12	M20x1.5
1C970-16-8	12	1/2	-08	12.7	16	M24x1.5
1C970-16-10	16	5/8	-10	15.9	16	M24x1.5
1C970-20-10	16	5/8	-10	15.9	20	M30x2
1C970-25-10	16	5/8	-10	15.9	25	M36x2
1C970-20-12	20	3/4	-12	19.1	20	M30x2
1C970-25-12	20	3/4	-12	19.1	25	M36x2
1C970-25-16	25	1	-16	25.4	25	M36x2
1C970-30-16	25	1	-16	25.4	30	M42x2

Fittings with standard O-Ring seals can be used for temperatures from -30 °C up to +105 °C.
For O-Ring selection, see page 165.

0C - Female metric 24° - heavy series with O-Ring - swivel 45° elbow



Part number	Hose Inside Diameter				Tube Outside Diameter mm	Thread Metric
	DN	inch	Size	mm		
10C70-12-6	10	3/8	-06	9.5	12	M20x1.5
10C70-14-6	10	3/8	-06	9.5	14	M22x1.5
10C70-16-8	12	1/2	-08	12.7	16	M24x1.5
10C70-20-10	16	5/8	-10	15.9	20	M30x2
10C70-20-12	20	3/4	-12	19.1	20	M30x2
10C70-25-12	20	3/4	-12	19.1	25	M36x2
10C70-30-16	25	1	-16	25.4	30	M42x2

Fittings with standard O-Ring seals can be used for temperatures from -30 °C up to +105 °C.
For O-Ring selection, see page 165.

1C - Female metric 24° - heavy series with O-Ring - swivel 90° elbow



Part number	Hose Inside Diameter				Tube Outside Diameter mm	Thread Metric
	DN	inch	Size	mm		
11C70-12-6	10	3/8	-06	9.5	12	M20x1.5
11C70-16-8	12	1/2	-08	12.7	16	M24x1.5
11C70-16-10	16	5/8	-10	15.9	16	M24x1.5
11C70-20-10	16	5/8	-10	15.9	20	M30x2
11C70-25-10	16	5/8	-10	15.9	25	M36x2
11C70-25-12	20	3/4	-12	19.1	25	M36x2
11C70-25-16	25	1	-16	25.4	25	M36x2
11C70-30-16	25	1	-16	25.4	30	M42x2

Fittings with standard O-Ring seals can be used for temperatures from -30 °C up to +105 °C.
For O-Ring selection, see page 165.

D2 - Male metric 24° - heavy series - rigid straight



Part number	Hose Inside Diameter				Tube Outside Diameter mm	Thread Metric
	DN	inch	Size	mm		
1D270-16-8	12	1/2	-08	12.7	16	M24x1.5
1D270-20-10	16	5/8	-10	15.9	20	M30x2
1D270-20-12	20	3/4	-12	19.1	20	M30x2
1D270-25-12	20	3/4	-12	19.1	25	M36x2
1D270-25-16	25	1	-16	25.4	25	M36x2
1D270-30-16	25	1	-16	25.4	30	M42x2

1 92 - Female BSP parallel pipe - swivel straight (60° cone)



Part number	Hose Inside Diameter				Thread BSPP
	DN	inch	Size	mm	
19270-6-6	10	3/8	-06	9.5	3/8x19
19270-8-8	12	1/2	-08	12.7	1/2x14
19270-10-8	12	1/2	-08	12.7	5/8x14
19270-10-10	16	5/8	-10	15.9	5/8x14
19270-12-10	16	5/8	-10	15.9	3/4x14
19270-12-12	20	3/4	-12	19.1	3/4x14
19270-16-12	20	3/4	-12	19.1	1x11
19270-16-16	25	1	-16	25.4	1x11

B1 - Female BSP parallel pipe - swivel 45° elbow (60° cone)



Part number	Hose Inside Diameter				Thread BSPP
	DN	inch	Size	mm	
1B170-12-12	20	3/4	-12	19.1	3/4x14
1B170-16-12	20	3/4	-12	19.1	1x11
1B170-16-16	25	1	-16	25.4	1x11

B2 - Female BSP parallel pipe - swivel 90° elbow (60° cone)



Part number	Hose Inside Diameter				Thread BSPP
	DN	inch	Size	mm	
1B270-6-6	10	3/8	-06	9.5	3/8x19
1B270-8-8	12	1/2	-08	12.7	1/2x14
1B270-10-8	12	1/2	-08	12.7	5/8x14
1B270-10-10	16	5/8	-10	15.9	5/8x14
1B270-12-10	16	5/8	-10	15.9	3/4x14
1B270-12-12	20	3/4	-12	19.1	3/4x14
1B270-16-12	20	3/4	-12	19.1	1x11
1B270-16-16	25	1	-16	25.4	1x11

D9 - Male BSP parallel pipe - rigid straight (60° cone)



Part number	Hose Inside Diameter				Thread BSPP
	DN	inch	Size	mm	
1D970-8-8	12	1/2	-08	12.7	1/2x14
1D970-12-12	20	3/4	-12	19.1	3/4x14
1D970-16-16	25	1	-16	25.4	1x11

06/68 - Female JIC 37° / SAE 45° - dual flare - swivel straight



Part number	Hose Inside Diameter				Thread UNF
	DN	inch	Size	mm	
10670-8-6-SM	10	3/8	-06	9.5	3/4x16
10670-8-8-SM*	12	1/2	-08	12.7	3/4x16
10670-12-10-SM	16	5/8	-10	15.9	1 1/16x12
10670-12-12-SM	20	3/4	-12	19.1	1 1/16x12
10670-16-12-SM	20	3/4	-12	19.1	1 5/16x12
10670-16-16-SM	25	1	-16	25.4	1 5/16x12
10670-20-16-SM	25	1	-16	25.4	1 5/8x12

SM = Metric Hexagon

* These fittings contain a dual seat that accepts both JIC (37°) and SAE (45°) male configurations. The other sizes accept the JIC (37°) male configurations only.

37 - Female JIC 37° / SAE 45° - dual flare - swivel female 45° elbow



Part number	Hose Inside Diameter				Thread UNF
	DN	inch	Size	mm	
13770-8-8-SM*	12	1/2	-08	12.7	3/4x16
13770-10-8-SM*	12	1/2	-08	12.7	7/8x14
13770-12-10-SM	16	5/8	-10	15.9	1 1/16x12
13770-12-12-SM	20	3/4	-12	19.1	1 1/16x12
13770-16-16-SM	25	1	-16	25.4	1 5/16x12
13770-20-16-SM	25	1	-16	25.4	1 5/8x12

SM = Metric Hexagon

* These fittings contain a dual seat that accepts both JIC (37°) and SAE (45°) male configurations. The other sizes accept the JIC (37°) male configurations only.

39/3W - Female JIC 37° / SAE 45° - dual flare - swivel female 90° elbow



Part number	Hose Inside Diameter				Thread UNF
	DN	inch	Size	mm	
13970-6-6-SM	10	3/8	-06	9.5	9/16x18
13970-8-6-SM	10	3/8	-06	9.5	3/4x16
13970-8-8-SM*	12	1/2	-08	12.7	3/4x16
13970-10-8-SM*	12	1/2	-08	12.7	7/8x14
13970-10-10-SM*	16	5/8	-10	15.9	7/8x14
13970-12-10-SM	16	5/8	-10	15.9	1 1/16x12
13970-12-12-SM	20	3/4	-12	19.1	1 1/16x12
13970-16-12-SM	20	3/4	-12	19.1	1 5/16x12
13970-12-16-SM	25	1	-16	25.4	1 1/16x12
13970-16-16-SM	25	1	-16	25.4	1 5/16x12

SM = Metric Hexagon

* These fittings contain a dual seat that accepts both JIC (37°) and SAE (45°) male configurations. The other sizes accept the JIC (37°) male configurations only.

JC - Female ORFS - swivel - straight - short



Part number	Hose Inside Diameter				Thread UNF
	DN	inch	Size	mm	
1JC70-8-8-SM	12	1/2	-08	12.7	13/16x16
1JC70-12-8-SM	12	1/2	-08	12.7	1 3/16x12
1JC70-10-10-SM	16	5/8	-10	15.9	1x14
1JC70-12-10-SM	16	5/8	-10	15.9	1 3/16x12
1JC70-12-12-SM	20	3/4	-12	19.1	1 3/16x12
1JC70-16-12-SM	20	3/4	-12	19.1	1 7/16x12
1JC70-16-16-SM	25	1	-16	25.4	1 7/16x12

SM = Metric Hexagon.

J7 - Female ORFS - swivel 45° elbow



Part number	Hose Inside Diameter				Thread UNF
	DN	inch	Size	mm	
1J770-8-8-SM	12	1/2	-08	12.7	13/16x16
1J770-10-8-SM	12	1/2	-08	12.7	1x14
1J770-10-10-SM	16	5/8	-10	15.9	1x14
1J770-12-12-SM	20	3/4	-12	19.1	1 3/16x12
1J770-16-16-SM	25	1	-16	25.4	1 7/16x12

SM = Metric Hexagon.

J9 - Female ORFS - swivel 90° elbow - short drop



Part number	Hose Inside Diameter				Thread UNF
	DN	inch	Size	mm	
1J970-6-6-SM	10	3/8	-06	9.5	11/16x16
1J970-8-8-SM	12	1/2	-08	12.7	13/16x16
1J970-10-10-SM	16	5/8	-10	15.9	1x14
1J970-12-10-SM	16	5/8	-10	15.9	1 3/16x12
1J970-12-12-SM	20	3/4	-12	19.1	1 3/16x12
1J970-16-16-SM	25	1	-16	25.4	1 7/16x12

SM = Metric Hexagon.

15 - SAE code 61 - flange head straight (3000 psi)



Part number	Hose Inside Diameter			Flange size	
	DN	inch	Size	mm	inch
11570-8-8-1P	12	1/2	-08	12.7	1/2
11570-12-10-1P	16	5/8	-10	15.9	3/4
11570-12-12-1P	20	3/4	-12	19.1	3/4
11570-16-12-1P	20	3/4	-12	19.1	1
11570-16-16-1P	25	1	-16	25.4	1
11570-20-16-1P	25	1	-16	25.4	1 1/4

Finds with standard O-Ring seals can be used for temperatures from -30 °C up to +105 °C.

17 - SAE code 61 - flange head 45° elbow (3000 psi)



Part number	Hose Inside Diameter			Flange size	
	DN	inch	Size	mm	inch
11770-8-8-1P	12	1/2	-08	12.7	1/2
11770-10-10-1P	16	5/8	-10	15.9	5/8
11770-12-10	16	5/8	-10	15.9	3/4
11770-12-12-1P	20	3/4	-12	19.1	3/4
11770-16-12-1P	20	3/4	-12	19.1	1
11770-16-16-1P	25	1	-16	25.4	1
11770-20-16	25	1	-16	25.4	1 1/4

Finds with standard O-Ring seals can be used for temperatures from -30 °C up to +105 °C.
For O-Ring selection, see page 165.

19 - SAE code 61 - flange head 90° elbow (3000 psi)



Part number	Hose Inside Diameter			Flange size	
	DN	inch	Size	mm	inch
11970-8-8-1P	12	1/2	-08	12.7	1/2
11970-12-8	12	1/2	-08	12.7	3/4
11970-10-10-1P	16	5/8	-10	15.9	5/8
11970-12-12-1P	20	3/4	-12	19.1	3/4
11970-16-12-1P	20	3/4	-12	19.1	1
11970-16-16	25	1	-16	25.4	1
11970-20-16-1P	25	1	-16	25.4	1 1/4

Finds with standard O-Ring seals can be used for temperatures from -30 °C up to +105 °C.
For O-Ring selection, see page 165.

1 6A - SAE code 62 - flange straight (6000 psi)



Part number	Hose Inside Diameter				Flange size inch
	DN	inch	Size	mm	
16A70-8-8-1P	12	1/2	-08	12.7	1/2
16A70-8-10	16	5/8	-10	15.9	1/2
16A70-12-10-1P	16	5/8	-10	15.9	3/4
16A70-12-12-1P	20	3/4	-12	19.1	3/4
16A70-16-12-1P	20	3/4	-12	19.1	1
16A70-16-16-1P	25	1	-16	25.4	1
16A70-20-16-1P	25	1	-16	25.4	1 1/4

Finds with standard O-Ring seals can be used for temperatures from -30 °C up to +105 °C.
For O-Ring selection, see page 165.

6F - SAE flange 45° elbow - heavy series (6000 psi)



Part number	Hose Inside Diameter				Flange size inch
	DN	inch	Size	mm	
16F70-8-8-1P	12	1/2	-08	12.7	1/2
16F70-12-10	16	5/8	-10	15.9	3/4
16F70-12-12-1P	20	3/4	-12	19.1	3/4
16F70-16-12	20	3/4	-12	19.1	1
16F70-16-16-1P	25	1	-16	25.4	1

Finds with standard O-Ring seals can be used for temperatures from -30 °C up to +105 °C.
For O-Ring selection, see page 165.

6N - SAE code 62 - flange head 90° elbow (6000 psi)



Part number	Hose Inside Diameter				Flange size inch
	DN	inch	Size	mm	
16N70-8-8-1P	12	1/2	-08	12.7	1/2
16N70-12-10-1P	16	5/8	-10	15.9	3/4
16N70-12-12-1P	20	3/4	-12	19.1	3/4
16N70-16-12-1P	20	3/4	-12	19.1	1
16N70-16-16-1P	25	1	-16	25.4	1

Finds with standard O-Ring seals can be used for temperatures from -30 °C up to +105 °C.
For O-Ring selection, see page 165.

Construction:	<ul style="list-style-type: none"> • Tube: synthetic rubber. • Reinforcement: four spiral of high tensile steel wire. • Cover: synthetic rubber.
Recommended fluids:	<ul style="list-style-type: none"> • Petroleum and water-glycol based fluids, lubricating oils, air and water. For air above 1.7 MPa, the hose cover must be pinpricked.
Operating temperature:	<ul style="list-style-type: none"> • From -40°C to +100°C. (Air max. +70°C, Water max. +85°C).
Burst pressure:	<ul style="list-style-type: none"> • Operating pressure x 4.
Applicable specifications:	<ul style="list-style-type: none"> • ISO 3862-1 type 4 SH, EN 856 type 4SH.
Fitting series:	<ul style="list-style-type: none"> • 73.
Applications:	<ul style="list-style-type: none"> • General high pressure hydraulic applications.

Advantages:	<ul style="list-style-type: none"> • No-Skive design.
Benefits:	<ul style="list-style-type: none"> • Provides a secure and safe hose assembly operation because no skiving required.

731 - No-Skive spiral hose



Part number	Hose Inside Diameter				Outside Diameter mm	Operating Pressure		Bend radius mm
	DN	inch	Size	mm		psi	Mpa	
731-12	20	3/4	-12	19.1	32.0	6000	42.0	280
731-16	25	1	-16	25.4	39.0	5500	38.0	340
731-20	32	1 1/4	-20	31.8	45.0	4700	32.0	460
731-24	40	1 1/2	-24	38.1	53.0	4200	29.0	560
731-32	50	2	-32	50.8	68.0	3600	25.0	700

1

Parkrimp® crimp fittings

Material:

• Cr (VI)-free.

For hose type:

• 731.

C9 - Female metric 24° - heavy series with O-Ring - swivel straight



Part number	Hose Inside Diameter			Outside Diameter		Thread Metric
	DN	inch	Size	mm	mm	
1C973-20-12	20	3/4	-12	19.1	20	M30x2
1C973-25-12	20	3/4	-12	19.1	25	M36x2
1C973-25-16	25	1	-16	25.4	25	M36x2
1C973-30-16	25	1	-16	25.4	30	M42x2
1C973-30-20	32	1 1/4	-20	31.8	30	M42x2
1C973-38-20	32	1 1/4	-20	31.8	38	M52x2
1C973-38-24	40	1 1/2	-24	38.1	38	M52x2

Fittings with standard O-Ring seals can be used for temperatures from -30 °C up to +105 °C.
For O-Ring selection, see page 165.

0C - Female metric 24° - heavy series with O-Ring - swivel - 45° elbow



Part number	Hose Inside Diameter			Outside Diameter		Thread Metric
	DN	inch	Size	mm	mm	
10C73-20-12	20	3/4	-12	19.1	20	M30x2
10C73-25-12	20	3/4	-12	19.1	25	M36x2
10C73-30-16	25	1	-16	25.4	30	M42x2
10C73-38-20	32	1 1/4	-20	31.8	38	M52x2

Fittings with standard O-Ring seals can be used for temperatures from -30 °C up to +105 °C.
For O-Ring selection, see page 165.

1C - Female metric 24° - heavy series with O-Ring - swivel 90° elbow



Part number	Hose Inside Diameter			Outside Diameter		Thread Metric
	DN	inch	Size	mm	mm	
11C73-20-12	20	3/4	-12	19.1	20	M30x2
11C73-25-12	20	3/4	-12	19.1	25	M36x2
11C73-25-16	25	1	-16	25.4	25	M36x2
11C73-30-16	25	1	-16	25.4	30	M42x2
11C73-38-20	32	1 1/4	-20	31.8	38	M52x2

Fittings with standard O-Ring seals can be used for temperatures from -30 °C up to +105 °C.
For O-Ring selection, see page 165.

D2 - Male metric 24° - heavy series - rigid straight



Part number	Hose Inside Diameter			Outside Diameter		Thread Metric
	DN	inch	Size	mm	mm	
1D273-20-12	20	3/4	-12	19.1	20	M30x2
1D273-25-12	20	3/4	-12	19.1	25	M36x2
1D273-30-16	25	1	-16	25.4	30	M42x2
1D273-38-20	32	1 1/4	-20	31.8	38	M52x2

Fittings with standard O-Ring seals can be used for temperatures from -30 °C up to +105 °C.
For O-Ring selection, see page 165.

HYDRAULICS

92 - Female BSP parallel pipe - swivel - straight (60° cone)



Part number	Hose Inside Diameter			Thread BSPP	
	DN	inch	Size		
19273-12-12	20	3/4	-12	19.1	3/4x14
19273-16-16	25	1	-16	25.4	1x11
19273-20-20	32	1 1/4	-20	31.8	1 1/4x11
19273-24-24	40	1 1/2	-24	38.1	1 1/2x11
19273-32-32	50	2	-32	50.8	2x11

B1 - Female BSP parallel pipe - swivel - 45° elbow (60° cone)



Part number	Hose Inside Diameter			Thread BSPP	
	DN	inch	Size		
1B173-12-12	20	3/4	-12	19.1	3/4x14
1B173-16-16	25	1	-16	25.4	1x11
1B173-20-20	32	1 1/4	-20	31.8	1 1/4x11

B2 - Female BSP parallel pipe - swivel - 90° elbow (60° cone)



Part number	Hose Inside Diameter			Thread BSPP	
	DN	inch	Size		
1B273-12-12	20	3/4	-12	19.1	3/4x14
1B273-16-16	25	1	-16	25.4	1x11
1B273-20-20	32	1 1/4	-20	31.8	1 1/4x11
1B273-24-24	40	1 1/2	-24	38.1	1 1/2x11
1B273-32-32	50	2	-32	50.8	2x11

D9 - Male BSP pipe - rigid - straight (60° cone)



Part number	Hose Inside Diameter			Thread BSPP	
	DN	inch	Size		
1D973-12-12	20	3/4	-12	19.1	3/4x14
1D973-16-16	25	1	-16	25.4	1x11
1D973-20-20	32	1 1/4	-20	31.8	1 1/4x11

1 JC - Female ORFS - swivel - straight - short



Part number	Hose Inside Diameter				Thread UNF
	DN	inch	Size	mm	
1JC73-12-12-SM	20	3/4	-12	19.1	1 3/16x12
1JC73-16-16-SM	25	1	-16	25.4	1 7/16x12
1JC73-20-20-SM	32	1 1/4	-20	31.8	1 11/16x12
1JC73-24-24-SM	40	1 1/2	-24	38.1	2x12

SM = Metric Hexagon.

J7 - Female ORFS - swivel - 45° elbow - ISO 12151-1 - SWE 45°



Part number	Hose Inside Diameter				Thread UNF
	DN	inch	Size	mm	
1J773-12-12-SM	20	3/4	-12	19.1	1 3/16x12
1J773-16-12-SM	20	3/4	-12	19.1	1 7/16x12
1J773-16-16-SM	25	1	-16	25.4	1 7/16x12
1J773-20-16-SM	25	1	-16	25.4	1 11/16x12
1J773-20-20-SM	32	1 1/4	-20	31.8	1 11/16x12

SM = Metric Hexagon.

J9 - Female ORFS - swivel - 90° elbow - short drop



Part number	Hose Inside Diameter				Thread UNF
	DN	inch	Size	mm	
1J973-12-12-SM	20	3/4	-12	19.1	1 3/16x12
1J973-16-12-SM	20	3/4	-12	19.1	1 7/16x12
1J973-16-16-SM	25	1	-16	25.4	1 7/16x12
1J973-20-16-SM	25	1	-16	25.4	1 11/16x12
1J973-20-20-SM	32	1 1/4	-20	31.8	1 11/16x12

SM = Metric Hexagon.

15/4A - SAE Code 61 - flange head - straight (5000 psi)



Part number	Hose Inside Diameter				Flange size inch
	DN	inch	Size	mm	
11573-12-12	20	3/4	-12	19.1	3/4
11573-16-12-1P	20	3/4	-12	19.1	1
11573-16-16	25	1	-16	25.4	1
14A73-20-16-1P	25	1	-16	25.4	1 1/4
14A73-20-20	32	1 1/4	-20	31.8	1 1/4
14A73-24-20-1P	32	1 1/4	-20	31.8	1 1/2
14A73-24-24	40	1 1/2	-24	38.1	1 1/2
14A73-32-24-1P	40	1 1/2	-24	38.1	2
14A73-32-32-1P	50	2	-32	50.8	2

Fittings with standard O-Ring can be used for temperatures from -30 °C up to +105 °C.
For O-Ring selection, see page 165.

17/4F - SAE Code 61 - flange head - 45° elbow (5000 psi)



Part number	Hose Inside Diameter				Flange size inch
	DN	inch	Size	mm	
11773-12-12	20	3/4	-12	19.1	3/4
11773-16-12	20	3/4	-12	19.1	1
11773-16-16	25	1	-16	25.4	1
14F73-20-16-1P	25	1	-16	25.4	1 1/4
14F73-20-20-1P	32	1 1/4	-20	31.8	1 1/4
14F73-24-20-1P	32	1 1/4	-20	31.8	1 1/2
14F73-24-24	40	1 1/2	-24	38.1	1 1/2

Fittings with standard O-Ring can be used for temperatures from -30 °C up to +105 °C.
For O-Ring selection, see page 165.

19/4N - SAE Code 61 - flange head - 90° elbow (5000 psi)



Part number	Hose Inside Diameter				Flange size inch
	DN	inch	Size	mm	
11973-12-12-1P	20	3/4	-12	19.1	3/4
11973-16-12	20	3/4	-12	19.1	1
11973-16-16	25	1	-16	25.4	1
14N73-20-16-1P	25	1	-16	25.4	1 1/4
14N73-20-20-1P	32	1 1/4	-20	31.8	1 1/4
14N73-24-20-1P	32	1 1/4	-20	31.8	1 1/2
14N73-24-24-1P	40	1 1/2	-24	38.1	1 1/2
14N73-32-32-1P	50	2	-32	50.8	2

Fittings with standard O-Ring can be used for temperatures from -30 °C up to +105 °C.
For O-Ring selection, see page 165.

1 6A - SAE Code 62 - flange - straight



Part number	Hose Inside Diameter				Flange size inch
	DN	inch	Size	mm	
16A73-12-12-1P	20	3/4	-12	19.1	3/4
16A73-16-12-1P	20	3/4	-12	19.1	1
16A73-12-16-1P	25	1	-16	25.4	3/4
16A73-16-16-1P	25	1	-16	25.4	1
16A73-20-16-1P	25	1	-16	25.4	1 1/4
16A73-16-20-1P	32	1 1/4	-20	31.8	1
16A73-20-20-1P	32	1 1/4	-20	31.8	1 1/4
16A73-24-20-1P	32	1 1/4	-20	31.8	1 1/2
16A73-24-24-1P	40	1 1/2	-24	38.1	1 1/2
16A73-32-24-1P	40	1 1/2	-24	38.1	2
16A73-32-32	50	2	-32	50.8	2

Fittings with standard O-Ring can be used for temperatures from -30 °C up to +105 °C.
For O-Ring selection, see page 165.

6F - SAE flange 45° elbow - heavy series



Part number	Hose Inside Diameter				Flange size inch
	DN	inch	Size	mm	
16F73-12-12-1P	20	3/4	-12	19.1	3/4
16F73-16-12-1P	20	3/4	-12	19.1	1
16F73-16-16	25	1	-16	25.4	1
16F73-20-16-1P	25	1	-16	25.4	1 1/4
16F73-20-20-1P	32	1 1/4	-20	31.8	1 1/4
16F73-24-20	32	1 1/4	-20	31.8	1 1/2
16F73-24-24	40	1 1/2	-24	38.1	1 1/2
16F73-32-32-1P	50	2	-32	50.8	2

Fittings with standard O-Ring can be used for temperatures from -30 °C up to +105 °C.
For O-Ring selection, see page 165.

6N - SAE Code 62 - flange head - 90° elbow



Part number	Hose Inside Diameter				Flange size inch
	DN	inch	Size	mm	
16N73-12-12	20	3/4	-12	19.1	3/4
16N73-16-12-1P	20	3/4	-12	19.1	1
16N73-12-16-1P	25	1	-16	25.4	3/4
16N73-16-16-1P	25	1	-16	25.4	1
16N73-20-16	25	1	-16	25.4	1 1/4
16N73-16-20-1P	32	1 1/4	-20	31.8	1
16N73-20-20	32	1 1/4	-20	31.8	1 1/4
16N73-24-20	32	1 1/4	-20	31.8	1 1/2
16N73-24-24	40	1 1/2	-24	38.1	1 1/2
16N73-32-32-1P	50	2	-32	50.8	2

Fittings with standard O-Ring can be used for temperatures from -30 °C up to +105 °C.
For O-Ring selection, see page 165.

Construction:	<ul style="list-style-type: none"> • Tube: proprietary synthetic rubber. • Reinforcement: four or six spirals of high-tensile steel wire. • Cover: high abrasion resistance MSHA approved synthetic rubber.
Recommended fluids:	<ul style="list-style-type: none"> • Petroleum based hydraulic fluids and lubricating oils, wide fluid compatibility for diesel and biodiesel applications. Chemical compatibility: ask for details.
Operating temperature:	<ul style="list-style-type: none"> • From -40°C to +125°C (Air max. +70°C, Water max. +85°C).
Burst pressure:	<ul style="list-style-type: none"> • Operating pressure x 4.
Applicable specifications:	<ul style="list-style-type: none"> • SAE 100R13 - ISO 3862 Type R13 - ISO 18752-DC.
Fitting series:	<ul style="list-style-type: none"> • 77.
Applications:	<ul style="list-style-type: none"> • On and offshore, construction, injection moulding, mining.

Advantages:

- 1/2 the bend radius of SAE 100R13, constant operating pressure of 35.0 MPa, reduced O. D. and new construction.

Benefits:

- Superior flexibility, 1/3 less effort to bend, highly abrasion resistant MSHA approved cover.

787TC - GlobalCore™ Compact Spiral™ No-Skive Interlock hose - ISO 18752-DC



Part number	Hose Inside Diameter				Outside Diameter mm	Operating Pressure		Bend radius mm
	DN	inch	Size	mm		psi	Mpa	
787TC-8	12	1/2	-08	12.7	21.1	5000	35	90
787TC-10	16	5/8	-10	15.9	23.9	5000	35	100
787TC-12	20	3/4	-12	19.1	27.9	5000	35	120
787TC-16	25	1	-16	25.4	35.7	5000	35	150
787TC-20	31	1 1/4	-20	31.8	44.9	5000	35	210
787TC-24	38	1 1/2	-24	38.1	52.8	5000	35	255

Replace the hose when any deformation or damage on the hose cover are visible. The combination of high temperature and high pressure could reduce the hose life.

Construction:	<ul style="list-style-type: none"> • Tube: proprietary synthetic rubber. • Reinforcement: four or six spirals of high-tensile steel wire. • Cover: high abrasion resistance MSHA approved synthetic rubber.
Recommended fluids:	<ul style="list-style-type: none"> • Petroleum based hydraulic fluids and lubricating oils, wide fluid compatibility, for diesel and biodiesel applications ask for details.
Operating temperature:	<ul style="list-style-type: none"> • From -40°C to +125°C (Air max. +70°C, Water max. +85°C).
Burst pressure:	<ul style="list-style-type: none"> • Operating pressure x 4.
Applicable specifications:	<ul style="list-style-type: none"> • SAE 100R15 - ISO 3862 Type R15 - ISO 18752-DC.
Fitting series:	<ul style="list-style-type: none"> • 77.
Applications:	<ul style="list-style-type: none"> • On and offshore, construction, injection moulding, mining.

Advantages:

- 1/2 the bend radius of SAE 100R15, constant operating pressure of 42.0 MPa, reduced O. D. and new construction.

Benefits:

- Superior flexibility, 1/3 less effort to bend, highly abrasion resistant MSHA approved cover.

797TC - GlobalCore™ Compact Spiral™ No-Skive Interlock hose - ISO 18752-CC/DC



Part number	Hose Inside Diameter				Outside Diameter mm	Operating Pressure		Bend radius mm
	DN	inch	Size	mm		psi	Mpa	
797TC-8	12	1/2	-08	12.7	21.1	6000	42	100
797TC-10	16	5/8	-10	15.9	23.9	6000	42	115
797TC-12	20	3/4	-12	19.1	27.9	6000	42	135
797TC-16	25	1	-16	25.4	35.7	6000	42	165
797TC-20	31	1 1/4	-20	31.8	44.9	6000	42	225
797TC-24	38	1 1/2	-24	38.1	52.8	6000	42	305

Replace the hose when any deformation or damage on the hose cover are visible. The combination of high temperature and high pressure could reduce the hose life.

C9 - Female metric 24° - heavy series with O-Ring - swivel straight



Part number	Hose Inside Diameter				Thread Metric
	DN	inch	Size	mm	
1C977-16-8	12	1/2	-08	12.7	M24x1.5
1C977-20-10	16	5/8	-10	15.9	M30x2
1C977-20-12	20	3/4	-12	19.1	M30x2
1C977-25-12	20	3/4	-12	19.1	M36x2
1C977-30-16	25	1	-16	25.4	M42x2
1C977-38-20	31	1 1/4	-20	31.8	M52x2
1C977-38-24	38	1 1/2	-24	38.1	M52x2

Fittings with standard O-Ring seals can be used for temperatures from -30 °C up to +105 °C.
For O-Ring selection, see page 165.

0C - Female metric 24° - heavy series with O-Ring - swivel 45° elbow



Part number	Hose Inside Diameter				Thread Metric
	DN	inch	Size	mm	
10C77-16-8	12	1/2	-08	12.7	M24x1.5
10C77-20-12	20	3/4	-12	19.1	M30x2
10C77-25-12	20	3/4	-12	19.1	M36x2
10C77-30-16	25	1	-16	25.4	M42x2
10C77-38-20	31	1 1/4	-20	31.8	M52x2
10C77-38-24	38	1 1/2	-24	38.1	M52x2

Fittings with standard O-Ring seals can be used for temperatures from -30 °C up to +105 °C.
For O-Ring selection, see page 165.

1C - Female metric 24° - heavy series with O-Ring - swivel 90° elbow



Part number	Hose Inside Diameter				Thread Metric
	DN	inch	Size	mm	
11C77-16-8	12	1/2	-08	12.7	M24x1.5
11C77-20-12	20	3/4	-12	19.1	M30x2
11C77-25-12	20	3/4	-12	19.1	M36x2
11C77-30-16	25	1	-16	25.4	M42x2
11C77-38-20	31	1 1/4	-20	31.8	M52x2
11C77-38-24	38	1 1/2	-24	38.1	M52x2

Fittings with standard O-Ring seals can be used for temperatures from -30 °C up to +105 °C.
For O-Ring selection, see page 165.

D2 - Male metric 24° - heavy series - rigid straight



Part number	Hose Inside Diameter				Thread Metric
	DN	inch	Size	mm	
1D277-16-8	12	1/2	-08	12.7	M24x1.5
1D277-20-10	16	5/8	-10	15.9	M30x2
1D277-20-12	20	3/4	-12	19.1	M30x2
1D277-25-12	20	3/4	-12	19.1	M36x2
1D277-30-16	25	1	-16	25.4	M42x2

Fittings with standard O-Ring seals can be used for temperatures from -30 °C up to +105 °C.
For O-Ring selection, see page 165.

06 - Female JIC 37° - swivel - straight



Part number	Hose Inside Diameter				Thread UNF
	DN	inch	Size	mm	
10677-8-8	12	1/2	-08	12.7	3/4x16
10677-10-8	12	1/2	-08	12.7	7/8x14
10677-10-10	16	5/8	-10	15.9	7/8x14
10677-12-12	20	3/4	-12	19.1	1 1/16x12
10677-16-12	20	3/4	-12	19.1	1 5/16x12
10677-16-16	25	1	-16	25.4	1 5/16x12
10677-20-16	25	1	-16	25.4	1 5/8x12

1 JC - Female ORFS - swivel straight (short)



Part number	Hose Inside Diameter				Thread UNF
	DN	inch	Size	mm	
1JC77-8-8	12	1/2	-08	12.7	13/16x16
1JC77-12-8	12	1/2	-08	12.7	1 3/16x12
1JC77-10-10	16	5/8	-10	15.9	1x14
1JC77-12-12	20	3/4	-12	19.1	1 3/16x12
1JC77-16-12	20	3/4	-12	19.1	1 7/16x12
1JC77-12-16	25	1	-16	25.4	1 3/16x12
1JC77-16-16	25	1	-16	25.4	1 7/16x12
1JC77-20-16	25	1	-16	25.4	1 11/16x12
1JC77-20-20	31	1 1/4	-20	31.8	1 11/16x12
1JC77-24-24	38	1 1/2	-24	38.1	2x12

J7 - Female ORFS - swivel 45° elbow



Part number	Hose Inside Diameter				Thread UNF
	DN	inch	Size	mm	
1J777-8-8	12	1/2	-08	12.7	13/16x16
1J777-12-12	20	3/4	-12	19.1	1 3/16x12
1J777-16-16	25	1	-16	25.4	1 7/16x12
1J777-20-20	31	1 1/4	-20	31.8	1 11/16x12
1J777-24-24	38	1 1/2	-24	38.1	2x12

J9 - Female ORFS - swivel 90° elbow - short drop



Part number	Hose Inside Diameter				Thread UNF
	DN	inch	Size	mm	
1J977-8-8	12	1/2	-08	12.7	13/16x16
1J977-12-12	20	3/4	-12	19.1	1 3/16x12
1J977-16-16	25	1	-16	25.4	1 7/16x12
1J977-20-20	31	1 1/4	-20	31.8	1 11/16x12
1J977-24-24	38	1 1/2	-24	38.1	2x12

15/4A - SAE Code 61 - flange head - straight (5000 psi)



Part number	Hose Inside Diameter				Flange size
	DN	inch	Size	mm	inch
11577-8-8	12	1/2	-08	12.7	1/2
11577-12-8	12	1/2	-08	12.7	3/4
11577-12-12	20	3/4	-12	19.1	3/4
11577-16-12	20	3/4	-12	19.1	1
11577-16-16	25	1	-16	25.4	1
14A77-20-16	25	1	-16	25.4	1 1/4

For O-Ring selection, see page 165.

17/4F - SAE Code 61 - flange head 45° elbow - 45°elbow (5000 psi)



Part number	Hose Inside Diameter				Flange size
	DN	inch	Size	mm	inch
11777-8-8	12	1/2	-08	12.7	1/2
11777-12-8	12	1/2	-08	12.7	3/4
11777-12-12	20	3/4	-12	19.1	3/4
11777-16-12	20	3/4	-12	19.1	1
11777-16-16	25	1	-16	25.4	1
14F77-20-16	25	1	-16	25.4	1 1/4

For O-Ring selection, see page 165.

19/4N - SAE Code 61 - flange head - 90° elbow (5000 psi)



Part number	Hose Inside Diameter				Flange size
	DN	inch	Size	mm	inch
11977-8-8	12	1/2	-08	12.7	1/2
11977-12-8	12	1/2	-08	12.7	3/4
11977-12-12	20	3/4	-12	19.1	3/4
11977-16-12	20	3/4	-12	19.1	1
11977-16-16	25	1	-16	25.4	1
14N77-20-16	25	1	-16	25.4	1 1/4

For O-Ring selection, see page 165.

6A - SAE code 62 - flange straight (6000 psi)



Part number	Hose Inside Diameter				Flange size inch
	DN	inch	Size	mm	
16A77-8-8	12	1/2	-08	12.7	1/2
16A77-12-8	12	1/2	-08	12.7	3/4
16A77-12-12	20	3/4	-12	19.1	3/4
16A77-16-12	20	3/4	-12	19.1	1
16A77-16-16	25	1	-16	25.4	1
16A77-20-16	25	1	-16	25.4	1 1/4
16A77-20-20	31	1 1/4	-20	31.8	1 1/4
16A77-24-20	31	1 1/4	-20	31.8	1 1/4
16A77-24-24	38	1 1/2	-24	38.1	1 1/2

For O-Ring selection, see page 165.

6F - SAE flange 45° elbow - heavy series (6000 psi)



Part number	Hose Inside Diameter				Flange size inch
	DN	inch	Size	mm	
16F77-8-8	12	1/2	-08	12.7	1/2
16F77-12-8	12	1/2	-08	12.7	3/4
16F77-12-12	20	3/4	-12	19.1	3/4
16F77-16-12	20	3/4	-12	19.1	1
16F77-16-16	25	1	-16	25.4	1
16F77-20-16	25	1	-16	25.4	1 1/4
16F77-20-20	31	1 1/4	-20	31.8	1 1/4
16F77-24-20	31	1 1/4	-20	31.8	1 1/2
16F77-24-24	38	1 1/2	-24	38.1	1 1/2

For O-Ring selection, see page 165.

6N - SAE code 62 - flange head 90° elbow (6000 psi)



Part number	Hose Inside Diameter				Flange size inch
	DN	inch	Size	mm	
16N77-8-8	12	1/2	-08	12.7	1/2
16N77-12-8	12	1/2	-08	12.7	3/4
16N77-12-12	20	3/4	-12	19.1	3/4
16N77-16-12	20	3/4	-12	19.1	1
16N77-16-16	25	1	-16	25.4	1
16N77-20-16	25	1	-16	25.4	1 1/4
16N77-20-20	31	1 1/4	-20	31.8	1 1/4
16N77-24-20	31	1 1/4	-20	31.8	1 1/2
16N77-24-24	38	1 1/2	-24	38.1	2

For O-Ring selection, see page 165.

Parkrimp® crimp fittings

Material:

- Cr (VI)-free.

For hose type:

- 787TC, 797TC.

XA - Caterpillar® flange head - straight



Part number	Hose Inside Diameter				Flange size			
	DN	inch	Size	mm	inch	mm A	mm B	mm F
1XA77-12-12	20	3/4	-12	19.1	3/4	121	75	41
1XA77-16-12	20	3/4	-12	19.1	1	114	68	48
1XA77-16-16	25	1	-16	25.4	1	141	87	48
1XA77-20-16	25	1	-16	25.4	1 1/4	104	50	54
1XA77-20-20	32	1 1/4	-20	31.8	1 1/4	152	88	54
1XA77-24-20	32	1 1/4	-20	31.8	1 1/2	121	57	64

XF - Caterpillar® flange head - 45° elbow



Part number	Hose Inside Diameter				Flange size				
	DN	inch	Size	mm	inch	mm A	mm B	mm F	mm E
1XF77-12-12	20	3/4	-12	19.1	3/4	121	75	41	31
1XF77-16-16	25	1	-16	25.4	1	145	91	48	36
1XF77-20-20	32	1 1/4	-20	31.8	1 1/4	161	97	54	37
1XF77-24-20	32	1 1/4	-20	31.8	1 1/2	161	97	64	37

XN - Caterpillar® flange head - 90° elbow



Part number	Hose Inside Diameter				Flange size				
	DN	inch	Size	mm	inch	mm A	mm B	mm F	mm E
1XN77-12-12	20	3/4	-12	19.1	3/4	108	62	41	63
1XN77-16-12	20	3/4	-12	19.1	1	108	62	48	62
1XN77-16-16	25	1	-16	25.4	1	131	77	48	74
1XN77-20-16	25	1	-16	25.4	1 1/4	135	81	54	74
1XN77-20-20	32	1 1/4	-20	31.8	1 1/4	151	87	54	94
1XN77-24-20	32	1 1/4	-20	31.8	1 1/2	151	87	64	77

1

HYDRAULICS

- Construction:**
- Core tube: polyamide.
 - Reinforcement: one braided layer of high tensile synthetic fibre.
 - Cover: polyamide, black, pinpricked.
- Operating temperature:**
- From -40°C to +100°C for petroleum or synthetic hydraulic fluids.
- Fitting series:**
- EX.
- Applications:**
- High pressure service for use with petroleum or synthetic hydraulic fluids and gases.
 - For diagnosis, mini-hydraulics, robotics and the natural gas industry.

- Advantages:**
- Very small dimensions, high pressure, high chemical resistance, very good abrasion resistance, low weight.
- Benefits:**
- Solutions for hose installations with confined space, easy assembly.

2020N - Small bore hose



Part number	Hose Inside Diameter				Outside Diameter mm	Operating Pressure	
	DN	inch	Size	mm		bar	psi
2020N-012V50	2	5/64	-12	2.0	4.9	630	9140
2020N-025V30	4	5/32	25	4.0	8.1	440	6380

- Construction:**
- Core tube: polyamide.
 - Reinforcement: one braided layer of high tensile synthetic fibre.
 - Cover: polyurethane, black, pinpricked.
- Operating temperature:**
- From -40°C to +100°C.
- Fitting series:**
- 56.
- Performance:**
- Exceeds SAE 100R7, DIN 24 951-2KT, BS 4983 Type 1, ISO 3949-1.
- Applications:**
- Medium pressure service for use with petroleum or synthetic hydraulic fluids in hydraulic systems, as well as for use with some chemical fluids. Also on agricultural machinery, robotics systems and for use with fire resistant fluids.

- Advantages:**
- High chemical resistance, very good abrasion resistance, low weight, universal for wide application range.
- Benefits:**
- Long lifetime in tough operating conditions, easy to handle, easy assembly in confined space.

540N - Medium pressure hose



Part number	Hose Inside Diameter				Outside Diameter mm	Operating Pressure	
	DN	inch	Size	mm		bar	psi
540N-3	5	3/16	-03	4.8	10.7	210	3000
540N-4	6	1/4	-04	6.3	12.6	190	2750
540N-5	8	5/16	-05	7.9	14.6	175	2500
540N-6	10	3/8	-06	9.5	16.4	155	2250
540N-8	12	1/2	-08	12.7	20.1	140	2000

Change in length: +/-2% at operating pressure.

Construction:	<ul style="list-style-type: none"> Core tube: Polyester elastomer. Reinforcement: one or two braided layers of high tensile synthetic fibre. Cover: Special polyester, black, pinpricked.
Operating temperature:	<ul style="list-style-type: none"> From -57°C to +100°C for petroleum, max. 57°C for synthetic hydraulic fluids and water-based hydraulic fluids.
Fitting series:	<ul style="list-style-type: none"> 56.
Performance:	<ul style="list-style-type: none"> SAE 1007 R18.
Applications:	<ul style="list-style-type: none"> Medium pressure service for use with petroleum, synthetic or water based hydraulic fluids in hydraulic systems. Ideal for use at low temperature, e.g. fork-lift trucks in refrigerated warehouses, earthmoving and agricultural machinery for cold climates. Especially suitable for low temperature environments.

Advantages:	<ul style="list-style-type: none"> Constant operating pressure for all sizes.
Benefits:	<ul style="list-style-type: none"> Low temperature environments. One hose type for all sizes on a machine.

1202LT - Low temperature hose



Part number	Hose Inside Diameter				Outside Diameter mm	Operating Pressure	
	DN	inch	Size	mm		bar	psi
1202LT-3	5	3/16	-03	4.8	10.7	210	3000
1202LT-4	6	1/4	-04	6.4	12.6	210	3000
1202LT-5	8	5/16	-05	8.0	14.4	210	3000
1202LT-6	10	3/8	-06	10.0	16.4	210	3000

Change in length: +/-2% at operating pressure.

Construction:	<ul style="list-style-type: none"> Core tube: Polyester elastomer. Reinforcement: one or two braided layers of high tensile synthetic fibre. Cover: Special polyester, black, pinpricked.
Operating temperature:	<ul style="list-style-type: none"> From -57°C to +100°C for petroleum, max. 57°C for synthetic hydraulic fluids and water-based hydraulic fluids.
Fitting series:	<ul style="list-style-type: none"> 56.
Performance:	<ul style="list-style-type: none"> SAE 100 R18.
Applications:	<ul style="list-style-type: none"> Medium pressure service for use with petroleum, synthetic or water based hydraulic fluids in hydraulic systems. Ideal for use at low temperature, e.g. fork-lift trucks in refrigerated warehouses, earthmoving and agricultural machinery for cold climates. Especially suitable for low temperature environments.

1202LT - Low temperature hose - Twin hose



Part number	Hose Inside Diameter				Outside Diameter mm	Operating Pressure	
	DN	inch	Size	mm		bar	psi
1202LT-4-4	6	1/4	-04	6.4	12.6	210	3000
1202LT-6-6	10	3/8	-06	10.0	16.4	210	3000

Change in length: +/-2% at operating pressure.

Twinline and multi-line hose can be joined using various combinations of hose sizes and types.

Twinline or multi-line hoses ensure easier installation in applications such as fork-lift trucks, aerial lifts and hydraulic cranes.

1

Parkrimp® crimp fittings

Material:

- Steel.

For hose type:

- 2010N, 2020N.

C9 - 24° sealing cone - O-Ring - heavy series - metric swivel nut DIN 20078P



Part number	Hose Inside Diameter			Tube Outside Diameter		Thread Metric
	DN	inch	Size	mm	mm	
1C9EX-6-012	2	5/64	-12	2.0	6	M14x1.5
1C9EX-8-012	2	5/64	-12	2.0	8	M16x1.5
1C9EX-8-025	4	5/32	25	4.0	8	M16x1.5

CA - 24° sealing cone - O-Ring - light series - metric swivel nut DIN 20078N



Part number	Hose Inside Diameter			Tube Outside Diameter		Thread Metric
	DN	inch	Size	mm	mm	
1CAEX-4-012	2	5/64	-12	2	4	M8x1
1CAEX-6-012	2	5/64	-12	2	6	M12x1.5
1CAEX-8-012	2	5/64	-12	2	8	M14x1.5
1CAEX-6-025	4	5/32	25	4	6	M12x1.5

06 - JIC 37° flare UNF swivel nut



Part number	Hose Inside Diameter			Thread UNF
	DN	inch	Size	
106EX-3-012	2	5/64	-12	3/8-24
106EX-4-012	2	5/64	-12	7/16-20

YP - Quick connect fitting with clip



Part number	Clip	Hose Inside Diameter		
		DN	inch	Size
1YPEX-3-012	HG-DN2	2	5/64	-12

HYDRAULICS

YR - Quick connect fitting - metric swivel nut



Part number	DN	Hose Inside Diameter			Thread Metric
		inch	Size	mm	
1YREX-10-012	2	5/64	-12	2	M16x1.5
1YREX-11-012	2	5/64	-12	2	M16x2

R8 - Quick connect fitting - metric swivel nut knurled



Part number	DN	Hose Inside Diameter			Thread Metric
		inch	Size	mm	
1R8EX-11-012	2	5/64	-12	2	M16x2

JC - O-Lok® ORFS (short version) - UNF swivel nut



Part number	DN	Hose Inside Diameter			Thread UNF
		inch	Size	mm	
1JCEX-4-012	2	5/64	-12	2	9/16-18
1JCEX-6-012	2	5/64	-12	2	11/16-16

49 - Banjo union DIN 7642



Part number	DN	Hose Inside Diameter			Outside Diameter mm
		inch	Size	mm	
149EX-10-025	4	5/32	25	4.0	10

1

Parkrimp® crimp fittings

Material:

- Steel, surface protection according to DIN 50 961 Fe/Zn.

For hose type:

- 540N, 1202LT, 2040N, 520N, 528N.

C3 - Sealing head - light series - metric swivel nut DIN 20078A



Part number	Hose Inside Diameter			Tube Outside Diameter		Thread Metric
	DN	inch	Size	mm	mm	
1C356-6-3	5	3/16	-03	4.8	6	M12x1.5
1C356-8-4	6	1/4	-04	6.4	8	M14x1.5
1C356-10-4	6	1/4	-04	6.4	10	M16x1.5
1C356-10-5	8	5/16	-05	7.9	10	M16x1.5
1C356-12-6	10	3/8	-06	9.5	12	M18x1.5
1C356-15-8	12	1/2	-08	12.7	15	M22x1.5

CA - 24° sealing cone - O-Ring - light series - metric swivel nut DIN 20078N



Part number	Hose Inside Diameter			Tube Outside Diameter		Thread Metric
	DN	inch	Size	mm	mm	
1CA56-6-3	5	3/16	-03	4.8	6	M12x1.5
1CA56-8-4	6	1/4	-04	6.4	8	M14x1.5
1CA56-10-4	6	1/4	-04	6.4	10	M16x1.5
1CA56-10-5	8	5/16	-05	7.9	10	M16x1.5
1CA56-12-5	8	5/16	-05	7.9	12	M18x1.5
1CA56-10-6	10	3/8	-06	9.5	10	M16x1.5
1CA56-12-6	10	3/8	-06	9.5	12	M18x1.5
1CA56-15-8	12	1/2	-08	12.7	15	M22x1.5

CE - 24° sealing cone - O-Ring - 45° elbow - light series - metric swivel nut DIN 20078N



Part number	Hose Inside Diameter			Tube Outside Diameter		Thread Metric
	DN	inch	Size	mm	mm	
1CE56-6-3	5	3/16	-03	4.8	6	M12x1.5
1CE56-8-4	6	1/4	-04	6.4	8	M14x1.5
1CE56-10-5	8	5/16	-05	7.9	10	M16x1.5
1CE56-10-6	10	3/8	-06	9.5	10	M16x1.5
1CE56-12-6	10	3/8	-06	9.5	12	M18x1.5
1CE56-15-8	12	1/2	-08	12.7	15	M22x1.5

CF - Sealing cone - O-Ring - 90° elbow - light series - metric swivel nut DIN 20078N



Part number	Hose Inside Diameter			Tube Outside Diameter		Thread Metric
	DN	inch	Size	mm	mm	
1CF56-6-3	5	3/16	-03	4.8	6	M12x1.5
1CF56-8-4	6	1/6	-04	6.4	8	M14x1.5
1CF56-10-5	8	5/16	-05	7.9	10	M16x1.5
1CF56-10-6	10	3/8	-06	9.5	10	M16x1.5
1CF56-12-6	10	3/8	-06	9.5	12	M18x1.5
1CF56-15-8	12	1/2	-08	12.7	15	M22x1.5

HYDRAULICS

1D - Metric standpipe - light series



Part number	Hose Inside Diameter				Tube Outside Diameter	
	DN	inch	Size	mm	mm	
11D56-6-3	5	3/16	-03	4.8	6	
11D56-8-4	6	1/4	-04	6.4	8	
11D56-10-5	8	5/16	-05	7.9	10	
11D56-10-6	10	3/8	-06	9.5	10	
11D56-12-6	10	3/8	-06	9.5	12	

D0 - Metric male 24° cone - light series DIN 20078D



Part number	Hose Inside Diameter				Tube Outside Diameter		Thread Metric
	DN	inch	Size	mm	mm		
1D056-8-4	6	1/4	-04	6.4	8	M14x1.5	
1D056-10-5	8	5/16	-05	7.9	10	M16x1.5	
1D056-12-5	8	5/16	-05	7.9	12	M18x1.5	
1D056-10-6	10	3/8	-06	9.5	10	M16x1.5	
1D056-12-6	10	3/8	-06	9.5	12	M18x1.5	

C9 - 24° sealing cone - O-Ring - heavy series - metric swivel nut DIN 20078P



Part number	Hose Inside Diameter				Tube Outside Diameter		Thread Metric
	DN	inch	Size	mm	mm		
1C956-8-3	5	3/16	-03	4.8	8	M16x1.5	
1C956-8-4	6	1/4	-04	6.4	8	M16x1.5	
1C956-10-4	6	1/4	-04	6.4	10	M18x1.5	
1C956-12-4	6	1/4	-04	6.4	12	M20x1.5	
1C956-10-5	8	5/16	-05	7.9	10	M18x1.5	
1C956-12-5	8	5/16	-05	7.9	12	M20x1.5	
1C956-12-6	10	3/8	-06	9.5	12	M20x1.5	
1C956-16-8	12	1/2	-08	12.7	16	M24x1.5	

1C - 24° sealing cone - O-Ring - 90° elbow - heavy series - metric swivel nut DIN 20078P



Part number	Hose Inside Diameter				Tube Outside Diameter		Thread Metric
	DN	inch	Size	mm	mm		
11C56-10-4	6	1/4	-04	6.4	10	M18x1.5	
11C56-12-5	8	5/16	-05	7.9	12	M20x1.5	
11C56-12-6	10	3/8	-06	9.5	12	M20x1.5	
11C56-16-8	12	1/2	-08	12.7	16	M24x1.5	

1

92 - Sealing head (60°) - BSPP swivel nut



Part number	Hose Inside Diameter				Thread BSPP
	DN	inch	Size	mm	
19256-4-3	5	3/16	-03	4.8	1/4
19256-4-4	6	1/4	-04	6.4	1/4
19256-6-5	8	5/16	-05	7.9	3/8
19256-6-6	10	3/8	-06	9.5	3/8
19256-8-6	10	1/2	-06	9.5	3/8
19256-8-8	12	1/2	-08	12.7	1/2

B2 - Sealing head (60°) - 90° elbow - BSPP swivel nut



Part number	Hose Inside Diameter				Thread BSPP
	DN	inch	Size	mm	
1B256-4-3	5	3/16	-03	4.8	1/4
1B256-4-4	6	1/4	-04	6.4	1/4
1B256-6-5	8	5/16	-05	7.9	3/8
1B256-6-6	10	3/8	-06	9.5	3/8
1B256-8-8	12	1/2	-08	12.7	1/2

D9 - BSPP Male DIN 3852 shape Form A



Part number	Hose Inside Diameter				Thread BSPP
	DN	inch	Size	mm	
1D956-4-4	6	1/4	-04	6.4	1/4
1D956-6-6	10	3/8	-06	9.5	3/8
1D956-8-8	12	1/2	-08	12.7	1/2

03 - JIC Male - 37° cone



Part number	Hose Inside Diameter				Thread UNF
	DN	inch	Size	mm	
10356-4-4	6	1/4	-04	6.4	7/16-20
10356-6-6	10	3/8	-06	9.5	9/16-18
10356-8-6	10	3/8	-06	9.5	3/4-16

06 - JIC - 37° cone - UNF swivel nut



Part number	Hose Inside Diameter				Thread UNF
	DN	inch	Size	mm	
10656-4-3	5	3/16	-03	4.8	7/16-20
10656-5-3	5	3/16	-03	4.8	1/2-20
10656-4-4	6	1/4	-04	6.4	7/16-20
10656-5-4	6	1/4	-04	6.4	1/2-20
10656-6-4	6	1/4	-04	6.4	9/16-18
10656-6-5	8	5/16	-05	7.9	9/16-18
10656-6-6	10	3/8	-06	9.5	9/16-18
10656-8-6	10	3/8	-06	9.5	3/4-16
10656-8-8	12	1/2	-08	12.7	3/4-16
10656-10-8	12	1/2	-08	12.7	7/8-14

39 - JIC - 37° cone - 90° elbow - UNF swivel nut



Part number	DN	Hose Inside Diameter			Thread UNF
		inch	Size	mm	
13956-4-3	5	3/16	-03	4.8	7/16-20
13956-4-4	6	1/4	-04	6.4	7/16-20
13956-6-5	8	5/16	-05	7.9	9/16-18
13956-6-6	10	3/8	-06	9.5	9/16-18
13956-8-8	12	1/2	-08	12.7	3/4-16

JC - O-Lok® ORFS (Short Version) - UNF swivel nut



Part number	DN	Hose Inside Diameter			Thread UNF
		inch	Size	mm	
1JC56-4-4	6	1/4	-04	6.4	9/16-18
1JC56-6-5	8	5/16	-05	7.9	11/16-16
1JC56-6-6	10	3/8	-06	9.5	11/16-16
1JC56-8-6	10	3/8	-06	9.5	13/16-16
1JC56-8-8	12	1/2	-08	12.7	13/16-16

J7 - O-Lok® ORFS - 45° elbow - UNF swivel nut



Part number	DN	Hose Inside Diameter			Thread UNF
		inch	Size	mm	
1J756-6-6	10	3/8	-06	9.5	11/16-16
1J756-8-8	12	1/2	-08	12.7	13/16-16

J9 - O-Lok® ORFS - 90° elbow - UNF swivel nut



Part number	DN	Hose Inside Diameter			Thread UNF
		inch	Size	mm	
1J956-6-4	6	1/4	-04	6.4	11/16-16
1J956-6-6	10	3/8	-06	9.5	11/16-16
1J956-8-8	12	1/2	-08	12.7	13/16-16

1

Parkrimp® crimp fittings

Material:

- Galvanised steel with transparent Cr(VI)-free plating.

For hose type:

- 2030T.

01 - National Pipe Tapered (NPT) male



Part number	Hose Inside Diameter			Tube Outside Diameter		Thread NPTF
	DN	inch	Size	mm	mm	
101YX-4-04	6	1/4	-04	6.4	4	1/4-18
101YX-8-08	12	1/2	-08	12.7	8	1/2-14

06 - SAE (JIC) 37° female swivel



Part number	Hose Inside Diameter			Tube Outside Diameter		Thread UNF
	DN	inch	Size	mm	mm	
106YX-10-08	12	1/2	-08	12.7	10	7/8-14
106YX-5-04	6	1/4	-04	6.4	5	1/2-20
106YX-8-06	10	3/8	-06	9.5	8	3/4-16

1D - Metric standpipe



Part number	Hose Inside Diameter			Tube Outside Diameter	
	DN	inch	Size	mm	mm
11DYX-10-05	8	5/16	-05	7.9	10
11DYX-12-06	10	3/8	-06	9.5	12
11DYX-6-03	5	3/16	-03	4.8	6
11DYX-8-04	6	1/4	-04	6.4	8

HYDRAULICS

92 - BSPP female swivel 60° cone



Part number	Hose Inside Diameter			Tube Outside Diameter		Thread BSPP
	DN	inch	Size	mm	mm	
192YX-4-03	5	3/16	-03	4.8	4	1/4
192YX-4-04	6	1/4	-04	6.3	4	1/4
192YX-6-05	8	3/16	-05	7.9	6	3/8
192YX-6-06	10	3/8	-06	9.5	6	3/8
192YX-8-08	12	1/2	-08	12.7	8	1/2
192YX-12-10	16	5/8	-10	15.9	12	3/4

B2 - BSPP female swivel 60° cone - 90° elbow



Part number	Hose Inside Diameter			Tube Outside Diameter		Thread BSPP
	DN	inch	Size	mm	mm	
1B2YX-4-04	6	1/4	-04	6.4	4	1/4
1B2YX-6-06	10	3/8	-06	9.5	6	3/8
1B2YX-8-08	12	1/2	-08	12.7	8	1/2

1

C3 - Metric female swivel 24°/60°



Part number	Hose Inside Diameter			Tube Outside Diameter		Thread Metric
	DN	inch	Size	mm	mm	
1C3YX-6-03	5	3/16	-03	4.8	6	M12x1.5
1C3YX-8-04	6	1/4	-04	6.4	8	M14x1.5
1C3YX-10-05	8	5/16	-05	7.9	10	M16x1.5
1C3YX-10-06	10	3/8	-06	9.5	10	M16x1.5
1C3YX-12-06	10	3/8	-06	9.5	12	M18x1.5
1C3YX-15-08	12	1/2	-08	12.7	15	M22x1.5
1C3YX-18-10	16	5/8	-10	15.9	18	M26x1.5

CA - Metric female swivel 24° with O-Ring



Part number	Hose Inside Diameter			Tube Outside Diameter		Thread Metric
	DN	inch	Size	mm	mm	
1CAYX-6-03	5	3/16	-03	4.8	6	M12x1.5
1CAYX-8-04	6	1/4	-04	6.4	8	M14x1.5
1CAYX-10-05	8	5/16	-05	7.9	10	M16x1.5
1CAYX-12-06	10	3/8	-06	9.5	12	M18x1.5
1CAYX-15-08	12	1/2	-08	12.7	15	M22x1.5
1CAYX-18-10	16	5/8	-10	15.9	18	M26x1.5

CF - Metric female swivel with O-Ring 24° - 90° elbow



Part number	Hose Inside Diameter			Tube Outside Diameter		Thread Metric
	DN	inch	Size	mm	mm	
1CFYX-6-03	5	3/16	-03	4.8	6	M12x1.5
1CFYX-8-04	6	1/4	-04	6.4	8	M14x1.5
1CFYX-15-08	12	1/2	-08	12.7	15	M22x1.5

- Construction:**
- Core tube: polyamide.
 - Reinforcement: one braided layer of high tensile steel wire.
 - Cover: polyurethane, black.
- Operating temperature:**
- From -40°C to +100°C for petroleum or synthetic hydraulic fluids.
- Fitting series:**
- 56.
- Performance:**
- Exceeds DIN EN 853-1SN, DNV approved.
- Applications:**
- High pressure service for use with petroleum or synthetic hydraulic fluids, gases, or paint spray applications.

- Advantages:**
- High chemical resistance, very good abrasion resistance.
- Benefits:**
- Long lifetime in tough operating conditions, one hose for wide range of applications.

2040N - Multi-purpose hose



Part number	Hose Inside Diameter			mm	Outside Diameter mm	Operating Pressure	
	DN	inch	Size			bar	psi
2040N-03V00	5	3/16	-03	4.7	9.8	340	4930
2040N-04V00	6	1/4	-04	6.3	11.9	310	4495
2040N-05V00	8	5/16	-05	8.2	14.0	250	3625
2040N-06V00	10	3/8	-06	9.7	15.9	240	3480
2040N-08V00	12	1/2	-08	12.8	19.3	185	2680

Change in length: +2% / -4 % at operating pressure.

- Construction:**
- Core tube: polyamide.
 - Reinforcement: one braided layer of high tensile aramid fibre.
 - Cover: Polyurethane, black, pinpricked.
- Operating temperature:**
- From -40°C to +100°C for petroleum or synthetic hydraulic fluids.
- Fitting series:**
- 56.
- Performance:**
- Exceeds SAE 100R8, DIN EN 855 Type R8, ISO 3949 Type R8.
- Applications:**
- High pressure service for use with petroleum or synthetic hydraulic fluids in hydraulic systems as well as with gases. Low volumetric expansion and small outer diameters due to the aramid fibre reinforcement. Especially if low weight hose required.

- Advantages:**
- High chemical resistance, very good abrasion resistance, low weight, small outside diameter.
- Benefits:**
- Long lifetime in tough operating conditions, one hose for a wide range of applications, easy to handle, easy assembly in confined space.

520N - Standard hydraulic hose



Part number	Hose Inside Diameter			mm	Outside Diameter mm	Operating Pressure	
	DN	inch	Size			bar	psi
520N-3	5	3/16	-03	4.8	10.6	345	5000
520N-4	6	1/4	-04	6.3	12.7	345	5000
520N-5	8	5/16	-05	7.9	14.5	310	4500
520N-6	10	3/8	-06	9.5	16.1	275	4000
520N-8	12	1/2	-08	12.7	20.4	240	3500

Change in length: +/- 2% at operating pressure.
Also available as twinline or multilane hose.

1

HYDRAULICS

- Construction:
 - Core tube: polyamide.
 - Reinforcement: one braided layer of high tensile aramid fibre.
 - Cover: Polyurethane, orange, not pinpricked.
- Operating temperature:
 - From -40°C to +100°C for petroleum or synthetic hydraulic fluids.
- Fitting series:
 - 56.
- Performance:
 - Exceeds SAE 100R8, DIN EN 855 Type R8, ISO 3949 Type R8.
- Applications:
 - High pressure service for use with petroleum or synthetic hydraulic fluids in hydraulic systems as well as with gases. Low volumetric expansion and small outer diameters due to the aramid fibre reinforcement.

- Advantages:
 - Electrically non-conductive, high chemical resistance, very good abrasion resistance, low weight, small outside diameter.
- Benefits:
 - Suitable for applications which require electrically non-conductive hose, long lifetime in tough operating conditions, easy to handle, easy assembly in confined space. One hose for wide range of applications.

528N - Electrically non-conductive hose



Part number	Hose Inside Diameter				Outside Diameter mm	Operating Pressure	
	DN	inch	Size	mm		bar	psi
528N-4	6	1/4	-04	6.3	13.0	345	5000
528N-5	8	5/16	-05	7.9	14.5	310	4500
528N-6	10	3/8	-06	9.5	16.5	275	3990
528N-8	12	1/2	-08	12.7	20.6	240	3480

Change in length: +/- 2% at operating pressure.
Insulation resistivity: according to SAE J517 (less than 50 µA leakage under 75.000 volts per foot).

- Construction:
 - Core tube: polyamide.
 - Reinforcement: two spiral layers and two open spiral layers of high tensile steel wire.
 - Cover: polyurethane, black. Other colours available upon request.
- Operating temperature:
 - From -40°C to +70°C for petroleum or synthetic hydraulic fluids.
- Fitting series:
 - 8X.
- Performance:
 - Exceeds SAE 100R10.
- Applications:
 - Ultra-high pressure service for use with petroleum or synthetic hydraulic fluids.
 - High kink resistance and high flexibility for hydraulic tools, straightening benches, clamps.
- Advantages:
 - Low volumetric expansion, high pressure, mechanical strength, good chemical resistance, good abrasion resistance.
- Benefits:
 - Real 4:1 safety factor hose for 720 bar applications, resistance to most hydraulic oils, long lifetime.

2340N - Polyflex® ultra-high pressure hose



Part number	Hose Inside Diameter				Outside Diameter mm	Operating Pressure	
	DN	inch	Size	mm		bar	psi
2340N-04V10	6	1/4	-04	6.4	12.5	720	10440

1

Parkrimp® crimp fittings

Material:

- Carbon steel, zinc plated. Surface protection according to DIN 50961 Fe/Zn.

For hose type:

- 2340N.

C9 - 24° sealing cone - O-Ring - Heavy series - Metric swivel nut DIN 20078P



Part number	Hose Inside Diameter				Thread Metric
	DN	inch	Size	mm	
1C98X-8-04	6	1/4	-04	6.4	M16x1.5
1C98X-10-04	6	1/4	-04	6.4	M18x1.5

92 - Sealing head (60°) - BSPP swivel nut



Part number	Hose Inside Diameter				Thread BSPP
	DN	inch	Size	mm	
1928X-4-04	6	1/4	-04	6.4	1/4

06 - JIC - 37° cone - UNF swivel nut



Part number	Hose Inside Diameter				Thread UNF
	DN	inch	Size	mm	
1068X-4-04	6	1/4	-04	6.4	7/16-20
1068X-5-04	6	1/4	-04	6.4	1/2-20

05 - UNF male - O-Ring



Part number	Hose Inside Diameter				Thread UNF
	DN	inch	Size	mm	
1058X-4-04	6	1/4	-04	6.4	7/16-20

01 - NPTF male - 60° cone



Part number	Hose Inside Diameter				Thread NPTF
	DN	inch	Size	mm	
1018X-4-04	6	1/4	-04	6.4	1/4-18
1018X-6-04	6	1/4	-04	6.4	3/8-18

HYDRAULICS

3B - BSPP male - 60° cone



Part number	Hose Inside Diameter			Thread BSPP	
	DN	inch	Size		
13B8X-4-04	6	1/4	-04	6.4	1/4

U0 - Sealing head (60°) - BSPP swivel nut



Part number	Hose Inside Diameter			Thread BSPP	
	DN	inch	Size		
1U08X-4-04	6	1/4	-04	6.4	1/4
1U08X-6-04	6	1/4	-04	6.4	3/8

07 - 60° sealing cone - NPSM swivel nut



Part number	Hose Inside Diameter			Thread NPSM	
	DN	inch	Size		
1078X-4-04	6	1/4	-04	6.4	1/4-18

07 - 60° sealing cone - NPSM swivel nut with stainless steel nipple



Part number	Hose Inside Diameter			Thread NPSM	
	DN	inch	Size		
1078X-4-04C2W	6	1/4	-04	6.4	1/4-18

D9 - BSPP Male



Part number	Hose Inside Diameter			Thread BSPP	
	DN	inch	Size		
1D98X-4-04	6	1/4	-04	6.4	1/4

AY - Type "M" female swivel



Part number	Hose Inside Diameter			Thread UNF	
	DN	inch	Size		
1AY8X-6-04	6	1/4	-04	6.4	9/16-18

1

HYDRAULICS

- Description:**
- These safe high pressure fittings are used in all fields of hydraulics.
 - A wide range of different designs allows use in a variety of applications.
- Material:**
- Steel and stainless steel.
- Product range:**
- Series L 6 to 42 mm tube outside diameter.
 - Series S 6 to 38 mm tube outside diameter.
- Nominal pressure PN:**
- Series L up to 500 bar (7252 psi).
 - Series S up to 800 bar (11603 psi).
- Advantages:**
- Highest corrosion resistance to white rust increased to more than 500 hours on average.
 - Thanks to the higher pressure levels, less expensive "L" series fittings can now be used instead of the heavier "S" series.
 - Special treatment of the larger sized nuts by the EO-LUB procedure (25S/28L and larger), the tightening torques of EO fittings have been reduced by 25%.
 - Cr(VI)-free treated surface meets requirements of the automotive industry and the requirements issued by the European Parliament.
- Benefits:**
- Longer service life.
 - EO fittings can be used in applications of up to 800 bar (S series) and 500 bar (L series) which considerably exceeds the DIN/ISO requirements.
 - L series is of benefit in limited or tight space applications.
 - EO-LUB makes assembly easier and prevents underassembly, the most common reason for tube fittings failure.
 - Cr(VI)-free surfaces make the fittings environmentally clean and safe to use.
 - Worldwide availability.

G - Union



Part number		Tube Outside Diameter
Steel	Stainless Steel	mm
G06LCFX	G06L71X	6
G08LCFX	G08L71X	8
G10LCFX	G10L71X	10
G12LCFX	G12L71X	12
G15LCFX	G15L71X	15
G18LCFX	G18L71X	18
G22LCFX	G22L71X	22
G28LCFX	G28L71X	28
G35LCFX	G35L71X	35
G42LCFX	G42L71X	42
G06SCFX	G06S71X	6
G08SCFX	G08S71X	8
G10SCFX	G10S71X	10
G12SCFX	G12S71X	12
G14SCFX	G14S71X	14
G16SCFX	G16S71X	16
G20SCFX	G20S71X	20
G25SCFX	G25S71X	25
G30SCFX	G30S71X	30
G38SCFX	G38S71X	38

T - Union tee



Part number		Tube Outside Diameter
Steel	Stainless Steel	mm
T06LCFX	T06L71X	6
T08LCFX	T08L71X	8
T10LCFX	T10L71X	10
T12LCFX	T12L71X	12
T15LCFX	T15L71X	15
T18LCFX	T18L71X	18
T22LCFX	T22L71X	22
T28LCFX	T28L71X	28
T35LCFX	T35L71X	35
T42LCFX	T42L71X	42
T06SCFX	T06S71X	6
T08SCFX	T08S71X	8
T10SCFX	T10S71X	10
T12SCFX	T12S71X	12
T16SCFX	T16S71X	16
T20SCFX	T20S71X	20
T25SCFX	T25S71X	25
T30SCFX	T30S71X	30
T38SCFX	T38S71X	38

W - Union elbow



Part number		Tube Outside Diameter
Steel	Stainless Steel	mm
W06LCFX	W06L71X	6
W08LCFX	W08L71X	8
W10LCFX	W10L71X	10
W12LCFX	W12L71X	12
W15LCFX	W15L71X	15
W18LCFX	W18L71X	18
W22LCFX	W22L71X	22
W28LCFX	W28L71X	28
W35LCFX	W35L71X	35
W42LCFX	W42L71X	42
W06SCFX	W06S71X	6
W10SCFX	W10S71X	10
W12SCFX	W12S71X	12
W14SCFX	-	14
W16SCFX	W16S71X	16
W20SCFX	W20S71X	20
W25SCFX	W25S71X	25
W30SCFX	W30S71X	30
W38SCFX	W38S71X	38

1 K - Union cross



Part number Steel	Tube Outside Diameter	
	mm	
K06LCFX	6	
K08LCFX	8	
K10LCFX	10	
K12LCFX	12	
K15LCFX	15	
K18LCFX	18	
K22LCFX	22	
K28LCFX	28	
K35LCFX	35	
K42LCFX	42	
K06SCFX	6	
K10SCFX	10	
K12SCFX	12	
K14SCFX	14	
K16SCFX	16	
K20SCFX	20	
K25SCFX	25	

GR - Straight reducer



Part number Steel	Outside Diameter	
	Tube 1 mm	Tube 2 mm
GR08/06LCFX	8	6
GR10/06LCFX	10	6
GR10/08LCFX	10	8
GR12/06LCFX	12	6
GR12/08LCFX	12	8
GR12/10LCFX	12	10
GR15/10LCFX	15	10
GR15/12LCFX	15	12
GR18/10LCFX	18	10
GR18/12LCFX	18	12
GR18/15LCFX	18	15
GR22/12LCFX	22	12
GR22/15LCFX	22	15
GR22/18LCFX	22	18
GR28/18LCFX	28	18
GR28/22LCFX	28	22
GR35/22LCFX	35	22
GR35/28LCFX	35	28
GR42/35LCFX	42	35
GR08/06SCFX	8	6
GR10/06SCFX	10	6
GR10/08SCFX	10	8
GR12/06SCFX	12	6
GR12/08SCFX	12	8
GR12/10SCFX	12	10
GR14/10SCFX	14	10
GR14/12SCFX	14	12
GR16/10SCFX	16	10
GR16/12SCFX	16	12
GR16/14SCFX	16	14
GR20/10SCFX	20	10
GR20/12SCFX	20	12
GR20/16SCFX	20	16
GR25/16SCFX	25	16
GR25/20SCFX	25	20
GR30/20SCFX	30	20
GR30/25SCFX	30	25
GR38/30SCFX	38	30

TR - Tee reducer



Part number	Outside Diameter		
	Tube 1	Tube 2	Tube 3
Steel	mm	mm	mm
TR06/08/06LCFX	6	8	6
TR08/06/08LCFX	8	6	8
TR08/10/08LCFX	8	10	8
TR10/06/10LCFX	10	6	10
TR10/08/10LCFX	10	8	10
TR08/12/08LCFX	8	12	8
TR12/06/12LCFX	12	6	12
TR12/08/08LCFX	12	8	8
TR12/08/12LCFX	12	8	12
TR12/10/10LCFX	12	10	10
TR12/10/12LCFX	12	10	12
TR10/15/10LCFX	10	15	10
TR12/15/12LCFX	12	15	12
TR15/06/15LCFX	15	6	15
TR15/10/15LCFX	15	10	15
TR15/12/12LCFX	15	12	12
TR15/12/15LCFX	15	12	15
TR15/15/12LCFX	15	15	12
TR12/18/12LCFX	12	18	12
TR18/10/10LCFX	18	10	10
TR18/10/18LCFX	18	10	18
TR18/12/18LCFX	18	12	18
TR18/15/18LCFX	18	15	18
TR22/10/22LCFX	22	10	22
TR22/12/22LCFX	22	12	22
TR22/15/15LCFX	22	15	15
TR22/15/22LCFX	22	15	22
TR22/18/18LCFX	22	18	18
TR22/18/22LCFX	22	18	22
TR28/12/28LCFX	28	12	28
TR28/15/28LCFX	28	15	28
TR28/18/28LCFX	28	18	28
TR28/22/22LCFX	28	22	22
TR28/22/28LCFX	28	22	28
TR12/08/08SCFX	12	8	8
TR12/10/12SCFX	12	10	12
TR12/16/12SCFX	12	16	12
TR16/08/16SCFX	16	8	16
TR16/10/16SCFX	16	10	16
TR16/12/16SCFX	16	12	16
TR16/20/16SCFX	16	20	16
TR20/10/20SCFX	20	10	20
TR20/12/20SCFX	20	12	20
TR20/16/20SCFX	20	16	20
TR20/25/20SCFX	20	25	20
TR25/16/25SCFX	25	16	25
TR25/20/25SCFX	25	20	25
TR25/30/25SCFX	25	30	25

1 SV - Bulkhead union



Part number		Tube Outside Diameter
Steel	Stainless Steel	mm
SV06LOMDCF	SV06LOMD71	6
SV08LOMDCF	SV08LOMD71	8
SV10LOMDCF	SV10LOMD71	10
SV12LOMDCF	SV12LOMD71	12
SV15LOMDCF	SV15LOMD71	15
SV18LOMDCF	SV18LOMD71	18
SV22LOMDCF	SV22LOMD71	22
SV28LOMDCF	SV28LOMD71	28
SV35LOMDCF	SV35LOMD71	35
SV42LOMDCF	SV42LOMD71	42
SV06SOMDCF	-	6
SV08SOMDCF	-	8
SV10SOMDCF	SV10SOMD71	10
SV12SOMDCF	SV12SOMD71	12
SV14SOMDCF	-	14
SV16SOMDCF	SV16SOMD71	16
SV20SOMDCF	SV20SOMD71	20
SV25SOMDCF	SV25SOMD71	25
SV30SOMDCF	SV30SOMD71	30
SV38SOMDCF	-	38

WSV - Bulkhead elbow



Part number		Tube Outside Diameter
Steel	Stainless Steel	mm
WSV06LOMDCF	WSV06LOMD71	6
WSV08LOMDCF	WSV08LOMD71	8
WSV10LOMDCF	WSV10LOMD71	10
WSV12LOMDCF	WSV12LOMD71	12
WSV15LOMDCF	WSV15LOMD71	15
WSV18LOMDCF	WSV18LOMD71	18
WSV22LOMDCF	-	22
WSV28LOMDCF	WSV28LOMD71	28
WSV35LOMDCF	-	35
WSV42LOMDCF	-	42
WSV06SOMDCF	-	6
WSV08SOMDCF	-	8
WSV10SOMDCF	-	10
WSV12SOMDCF	-	12
WSV16SOMDCF	-	16
WSV20SOMDCF	-	20
WSV25SOMDCF	-	25
WSV30SOMDCF	-	30
WSV38SOMDCF	-	38

EW - Swivel nut elbow




Part number		Tube Outside Diameter
Steel	Stainless Steel	mm
EW06LOMDCF	EW06LOMD71	6
EW08LOMDCF	EW08LOMD71	8
EW10LOMDCF	EW10LOMD71	10
EW12LOMDCF	EW12LOMD71	12
EW15LOMDCF	EW15LOMD71	15
EW18LOMDCF	EW18LOMD71	18
EW22LOMDCF	EW22LOMD71	22
EW28LOMDCF	EW28LOMD71	28
EW35LOMDCF	EW35LOMD71	35
EW42LOMDCF	EW42LOMD71	42
EW06SOMDCF	EW06SOMD71	6
EW08SOMDCF	EW08SOMD71	8
EW10SOMDCF	EW10SOMD71	10
EW12SOMDCF	EW12SOMD71	12
EW14SOMDCF	-	14
EW16SOMDCF	EW16SOMD71	16
EW20SOMDCF	EW20SOMD71	20
EW25SOMDCF	EW25SOMD71	25
EW30SOMDCF	EW30SOMD71	30
EW38SOMDCF	EW38SOMD71	38

EV - Swivel nut 45° elbow



Part number		Tube Outside Diameter
Steel	Stainless Steel	mm
EV06LOMDCF	-	6
EV08LOMDCF	EV08LOMD71	8
EV10LOMDCF	EV10LOMD71	10
EV12LOMDCF	EV12LOMD71	12
EV15LOMDCF	-	15
EV18LOMDCF	EV18LOMD71	18
EV22LOMDCF	EV22LOMD71	22
EV28LOMDCF	EV28LOMD71	28
EV35LOMDCF	-	35
EV42LOMDCF	-	42
EV06SOMDCF	-	6
EV08SOMDCF	-	8
EV10SOMDCF	-	10
EV12SOMDCF	-	12
EV16SOMDCF	-	16
EV20SOMDCF	EV20SOMD71	20
EV25SOMDCF	-	25
EV30SOMDCF	EV30SOMD71	30
EV38SOMDCF	-	38

1 ET - Swivel nut branch tee



Part number		Tube Outside Diameter
Steel	Stainless Steel	mm
ET06LOMDCF	-	6
ET08LOMDCF	ET08LOMD71	8
ET10LOMDCF	ET10LOMD71	10
ET12LOMDCF	ET12LOMD71	12
ET15LOMDCF	ET15LOMD71	15
ET18LOMDCF	ET18LOMD71	18
ET22LOMDCF	ET22LOMD71	22
ET28LOMDCF	ET28LOMD71	28
ET35LOMDCF	-	35
ET42LOMDCF	-	42
ET06SOMDCF	-	6
ET08SOMDCF	-	8
ET10SOMDCF	-	10
ET12SOMDCF	ET12SOMD71	12
ET14SOMDCF	-	14
ET16SOMDCF	ET16SOMD71	16
ET20SOMDCF	ET20SOMD71	20
ET25SOMDCF	ET25SOMD71	25
ET30SOMDCF	ET30SOMD71	30
ET38SOMDCF	ET38SOMD71	38

EL - Swivel nut run tee



Part number		Tube Outside Diameter
Steel	Stainless Steel	mm
EL06LOMDCF	-	6
EL08LOMDCF	EL08LOMD71	8
EL10LOMDCF	EL10LOMD71	10
EL12LOMDCF	EL12LOMD71	12
EL15LOMDCF	EL15LOMD71	15
EL18LOMDCF	EL18LOMD71	18
EL22LOMDCF	EL22LOMD71	22
EL28LOMDCF	EL28LOMD71	28
EL35LOMDCF	EL35LOMD71	35
EL42LOMDCF	EL42LOMD71	42
EL06SOMDCF	EL06SOMD71	6
EL08SOMDCF	-	8
EL10SOMDCF	-	10
EL12SOMDCF	EL12SOMD71	12
EL14SOMDCF	-	14
EL16SOMDCF	EL16SOMD71	16
EL20SOMDCF	EL20SOMD71	20
EL25SOMDCF	EL25SOMD71	25
EL30SOMDCF	EL30SOMD71	30
EL38SOMDCF	EL38SOMD71	38

GZ - Swivel union



Part number	Tube Outside Diameter
Steel	mm
GZ06LCF	6
GZ08LCF	8
GZ10LCF	10
GZ12LCF	12
GZ15LCF	15
GZ18LCF	18
GZ22LCF	22
GZ28LCF	28
GZ35LCF	35
GZ42LCF	42
GZ06SCF	6
GZ08SCF	8
GZ10SCF	10
GZ12SCF	12
GZ14SCF	14
GZ16SCF	16
GZ20SCF	20
GZ25SCF	25
GZ30SCF	30
GZ38SCF	38

DA - Distance piece adapter



Part number	Tube Outside Diameter
Steel	mm
DA06LOMDCF	6
DA08LOMDCF	8
DA10LOMDCF	10
DA12LOMDCF	12
DA15LOMDCF	15
DA18LOMDCF	18
DA22LOMDCF	22
DA28LOMDCF	28
DA35LOMDCF	35
DA42LOMDCF	42
DA06SOMDCF	6
DA08SOMDCF	8
DA10SOMDCF	10
DA12SOMDCF	12
DA16SOMDCF	16
DA20SOMDCF	20
DA25SOMDCF	25
DA30SOMDCF	30
DA38SOMDCF	38

1 GZR - Swivel reducer



Part number Steel	Outside Diameter	
	Tube 1 mm	Tube 2 mm
GZR06L/06SCF	6	6
GZR08/06LCF	8	6
GZR08L/08SCF	8	8
GZR10/06LCF	10	6
GZR10/08LCF	10	8
GZR10L/10SCF	10	10
GZR12/06LCF	12	6
GZR12/08LCF	12	8
GZR12/10LCF	12	10
GZR12L/12SCF	12	12
GZR15/08LCF	15	8
GZR15/10LCF	15	10
GZR15/12LCF	15	12
GZR18/10LCF	18	10
GZR18/12LCF	18	12
GZR18/15LCF	18	15
GZR18L/16SCF	18	16
GZR22/12LCF	22	12
GZR22/15LCF	22	15
GZR22/18LCF	22	18
GZR22L/20SCF	22	20
GZR28/15LCF	28	15
GZR28/18LCF	28	18
GZR28/22LCF	28	22
GZR28L/25SCF	28	25
GZR35/18LCF	35	18
GZR35/22LCF	35	22
GZR35/28LCF	35	28
GZR35L/30SCF	35	30
GZR42/22LCF	42	22
GZR42/28LCF	42	28
GZR42/35LCF	42	35
GZR42L/38SCF	42	38
GZR08/06SCF	8	6
GZR10/06SCF	10	6
GZR10/08SCF	10	8
GZR12/06SCF	12	6
GZR12/08SCF	12	8
GZR12/10SCF	12	10
GZR16/10SCF	16	10
GZR16/12SCF	16	12
GZR16S/15LCF	16	15
GZR20/12SCF	20	12
GZR20/16SCF	20	16
GZR20S/18LCF	20	18
GZR25/16SCF	25	16
GZR25/20SCF	25	20
GZR25S/22LCF	25	22
GZR30/16SCF	30	16
GZR30/20SCF	30	20
GZR30/25SCF	30	25
GZR30S/28LCF	30	28
GZR38/20SCF	38	20
GZR38/25SCF	38	25
GZR38/30SCF	38	30
GZR38S/35LCF	38	35

HYDRAULICS

GE-R-ED - Male stud connector - BSPP



Part number		Tube Outside Diameter mm	Thread BSPP
Steel	Stainless Steel		
GE06LREDOMDCF	GE06LREDOMD71	6	1/8A
GE06LR1/4EDOMDCF	GE06LR1/4EDOMD71	6	1/4A
GE06LR3/8EDOMDCF	-	6	3/8A
GE06LR1/2EDOMDCF	-	6	1/2A
GE08LREDOMDCF	GE08LREDOMD71	8	1/4A
GE08LR1/8EDOMDCF	GE08LR1/8EDOMD71	8	1/8A
GE08LR3/8EDOMDCF	-	8	3/8A
GE08LR1/2EDOMDCF	GE08LR1/2EDOMD71	8	1/2A
GE10LREDOMDCF	GE10LREDOMD71	10	1/4A
GE10LR1/8EDOMDCF	GE10LR1/8EDOMD71	10	1/8A
GE10LR3/8EDOMDCF	GE10LR3/8EDOMD71	10	3/8A
GE10LR1/2EDOMDCF	GE10LR1/2EDOMD71	10	1/2A
GE12LREDOMDCF	GE12LREDOMD71	12	3/8A
GE12LR1/4EDOMDCF	GE12LR1/4EDOMD71	12	1/4A
GE12LR1/2EDOMDCF	GE12LR1/2EDOMD71	12	1/2A
GE12LR3/4EDOMDCF	-	12	3/4A
GE15LREDOMDCF	GE15LREDOMD71	15	1/2A
GE15LR3/8EDOMDCF	GE15LR3/8EDOMD71	15	3/8A
GE15LR3/4EDOMDCF	-	15	3/4A
GE18LREDOMDCF	GE18LREDOMD71	18	1/2A
GE18LR3/8EDOMDCF	GE18LR3/8EDOMD71	18	3/8A
GE18LR3/4EDOMDCF	GE18LR3/4EDOMD71	18	3/4A
GE22LREDOMDCF	GE22LREDOMD71	22	3/4A
GE22LR1/2EDOMDCF	GE22LR1/2EDOMD71	22	1/2A
GE22LR1EDOMDCF	GE22LR1EDOMD71	22	1A
GE28LREDOMDCF	GE28LRED71	28	1A
GE28LR3/4EDOMDCF	GE28LR3/4EDOMD71	28	3/4A
GE28LR11/4EDOMDCF	GE28LR11/4EDOMD71	28	1 1/4A
GE35LREDOMDCF	GE35LREDOMD71	35	1 1/4A
GE35LR1EDOMDCF	-	35	1A
GE35LR11/2EDOMDCF	-	35	1 1/2A
GE42LREDOMDCF	GE42LREDOMD71	42	1 1/2A
GE42LR1EDOMDCF	-	42	1A
GE42LR11/4EDOMDCF	-	42	1 1/4A
GE06SREDOMDCF	-	6	1/4A

1 GE-R-ED - Male stud connector - BSPP (cont'd)



Part number		Tube Outside Diameter mm	Thread BSPP
Steel	Stainless Steel		
GE06SR1/8EDOMDCF	-	6	1/8A
GE06SR3/8EDOMDCF	-	6	3/8A
GE06SR1/2EDOMDCF	-	6	1/2A
GE08SREDOMDCF	GE08SREDOMD71	8	1/4A
GE08SR3/8EDOMDCF	-	8	3/8A
GE08SR1/2EDOMDCF	-	8	1/2A
GE10SREDOMDCF	GE10SREDOMD71	10	3/8A
GE10SR1/4EDOMDCF	GE10SR1/4EDOMD71	10	1/4A
GE10SR1/2EDOMDCF	GE10SR1/2EDOMD71	10	1/2A
GE12SREDOMDCF	GE12SREDOMD71	12	3/8A
GE12SR1/4EDOMDCF	GE12SR1/4EDOMD71	12	1/4A
GE12SR1/2EDOMDCF	GE12SR1/2EDOMD71	12	1/2A
GE14SREDOMDCF	GE14SREDOMD71	14	1/2A
GE14SR3/8EDOMDCF	-	14	3/8A
GE14SR3/4EDOMDCF	-	14	3/4A
GE16SREDOMDCF	GE16SREDOMD71	16	1/2A
GE16SR3/8EDOMDCF	GE16SR3/8EDOMD71	16	3/8A
GE16SR3/4EDOMDCF	GE16SR3/4EDOMD71	16	3/4A
GE20SREDOMDCF	GE20SREDOMD71	20	3/4
GE20SR1/2EDOMDCF	GE20SR1/2EDOMD71	20	1/2A
GE20SR1EDOMDCF	GE20SR1EDOMD71	20	1A
GE20SR11/4EDOMDCF	-	20	1 1/4A
GE25SREDOMDCF	GE25SREDOMD71	25	1A
GE25SR1/2EDOMDCF	GE25SR1/2EDOMD71	25	1/2A
GE25SR3/4EDOMDCF	GE25SR3/4EDOMD71	25	3/4A
GE25SR11/4EDOMDCF	-	25	1 1/4A
GE25SR11/2EDOMDCF	-	25	1 1/2A
GE30SREDOMDCF	GE30SREDOMD71	30	1 1/4A
GE30SR1EDOMDCF	-	30	1A
GE30SR11/2EDOMDCF	-	30	1 1/2A
GE38SREDOMDCF	GE38SREDOMD71	38	1 1/2A
GE38SR11/4EDOMDCF	GE38SR11/4EDOMD71	38	1 1/4A

EGE-R-ED - Swivel connector - BSPP



Part number		Tube Outside Diameter mm	Thread BSPP
Steel	Stainless Steel		
EGE06LREDCF	EGE06LRED71	6	1/8A
EGE08LREDCF	EGE08LRED71	8	1/4A
EGE10LREDCF	EGE10LRED71	10	1/4A
EGE10LR3/8EDCF	-	10	3/8A
EGE12LREDCF	EGE12LRED71	12	3/8A
EGE12LR1/4EDCF	EGE12LR1/4ED71	12	1/4A
EGE12LR1/2EDCF	EGE12LR1/2ED71	12	1/2A
EGE15LREDCF	EGE15LRED71	15	1/2A
EGE18LREDCF	EGE18LRED71	18	1/2A
EGE18LR3/4EDCF	-	18	3/4A
EGE22LREDCF	EGE22LRED71	22	3/4A
EGE28LREDCF	EGE28LRED71	28	1A
EGE35LREDCF	EGE35LRED71	35	1 1/4A
EGE42LREDCF	EGE42LRED71	42	1 1/2A
EGE06SREDCF	EGE06SRED71	6	1/4A
EGE08SREDCF	EGE08SRED71	8	1/4A
EGE10SREDCF	EGE10SRED71	10	3/8A
EGE12SREDCF	EGE12SRED71	12	3/8A
EGE12SR1/4EDCF	-	12	1/4A
EGE12SR1/2EDCF	EGE12SR1/2ED71	12	1/2A
EGE14SREDCF	-	14	1/2A
EGE16SREDCF	EGE16SRED71	16	1/2A
EGE20SREDCF	EGE20SRED71	20	3/4A
EGE25SREDCF	EGE25SRED71	25	1A
EGE30SREDCF	EGE30SRED71	30	1 1/4A
EGE38SREDCF	EGE38SRED71	38	1 1/2A

1 EVGE-R-ED - Standpipe connector - BSPP



Part number		Tube Outside Diameter	Thread
Steel	Stainless Steel	mm	BSPP
EVGE06LREDCF	-	6	1/8A
EVGE08LREDCF	EVGE08LRED71	8	1/4A
EVGE10LREDCF	EVGE10LRED71	10	1/4A
EVGE12LREDCF	EVGE12LRED71	12	3/8A
EVGE12LR1/4EDCF	-	12	1/4A
EVGE12LR1/2EDCF	-	12	1/2A
EVGE15LREDCF	EVGE15LRED71	15	1/2A
EVGE18LREDCF	EVGE18LRED71	18	1/2A
EVGE22LREDCF	-	22	3/4A
EVGE28LREDCF	EVGE28LRED71	28	1A
EVGE35LREDCF	-	35	1 1/4A
EVGE42LREDCF	EVGE42LRED71	42	1 1/2A
EVGE06SREDCF	-	6	1/4A
EVGE08SREDCF	-	8	1/4A
EVGE12SREDCF	-	12	3/8A
EVGE12SR1/2EDCF	-	12	1/2A
EVGE14SREDCF	-	14	1/2A
EVGE16SREDCF	-	16	1/2A
EVGE16SR3/4EDCF	-	16	3/4A
EVGE20SREDCF	-	20	3/4A
EVGE25SREDCF	-	25	1A
EVGE30SREDCF	-	30	1 1/4A
EVGE38SREDCF	-	38	1 1/2A

WEE-R - Adjustable locknut elbow - BSPP - O-Ring



Part number	Tube Outside Diameter	Thread
Steel	mm	BSPP
WEE06LROMDCF	6	1/8A
WEE08LROMDCF	8	1/4A
WEE10LROMDCF	10	1/4A
WEE12LROMDCF	12	3/8A
WEE15LROMDCF	15	1/2A
WEE18LROMDCF	18	1/2A
WEE22LROMDCF	22	3/4A
WEE28LROMDCF	28	1A
WEE35LROMDCF	35	1 1/4A
WEE42LROMDCF	42	1 1/2A
WEE06SROMDCF	6	1/4A
WEE08SROMDCF	8	1/4A
WEE10SROMDCF	10	3/8A
WEE12SROMDCF	12	3/8A
WEE16SROMDCF	16	1/2A
WEE20SROMDCF	20	3/4A
WEE25SROMDCF	25	1A
WEE30SROMDCF	30	1 1/4A
WEE38SROMDCF	38	1 1/2A

SWVE-R - Banjo elbow - Male BSPP



Part number	Tube Outside Diameter	Thread
Steel	mm	BSPP
SWVE06LROMDCF	6	1/8A
SWVE08LROMDCF	8	1/4A
SWVE10LROMDCF	10	1/4A
SWVE12LROMDCF	12	3/8A
SWVE15LROMDCF	15	1/2A
SWVE18LROMDCF	18	1/2A
SWVE22LROMDCF	22	3/4A
SWVE08SRMDCF	8	1/4A
SWVE10SRMDCF	10	3/8A
SWVE12SRMDCF	12	3/8A
SWVE14SRMDCF	14	1/2A
SWVE16SRMDCF	16	1/2A
SWVE20SRMDCF	20	3/4A
SWVE25SRMDCF	25	1A
SWVE30SRMDCF	30	1 1/4A

DSVW-R - Low pressure banjo elbow - Male BSPP



Part number	Tube Outside Diameter	Thread
Steel	mm	BSPP
DSVW06LROMDCF	6	1/8A
DSVW08LROMDCF	8	1/4A
DSVW10LROMDCF	10	1/4A
DSVW12LROMDCF	12	3/8A
DSVW15LROMDCF	15	1/2A
DSVW18LROMDCF	18	1/2A
DSVW22LROMDCF	22	3/4A
DSVW28LROMDCF	28	1A
DSVW12SRMDCF	12	3/8A
DSVW16SRMDCF	16	1/2A
DSVW20SRMDCF	20	3/4A
DSVW25SRMDCF	25	1A
DSVW30SRMDCF	30	1 1/4A

WH-R - High pressure banjo elbow - Male BSPP with metal sealing ring



Part number	Tube Outside Diameter	Thread
Steel	mm	BSPP
WH06LROMDCF	6	1/8A
WH08LROMDCF	8	1/4A
WH10LROMDCF	10	1/4A
WH12LROMDCF	12	3/8A
WH15LROMDCF	15	1/2A
WH18LROMDCF	18	1/2A
WH22LROMDCF	22	3/4A
WH28LROMDCF	28	1A
WH35LROMDCF	35	1 1/4A
WH42LROMDCF	42	1 1/2A
WH06SRMDCF	6	1/4A
WH08SRMDCF	8	1/4A
WH10SRMDCF	10	3/8A
WH12SRMDCF	12	3/8A
WH16SRMDCF	16	1/2A
WH20SRMDCF	20	3/4A
WH25SRMDCF	25	1A

1 WH-R-KDS - High pressure banjo elbow - Male BSPP with soft seal ring



Part number	Tube Outside Diameter	Thread
Steel	mm	BSPP
WH06LRKDSOMDCF	6	1/8A
WH08LRKDSOMDCF	8	1/4A
WH10LRKDSOMDCF	10	1/4A
WH12LRKDSOMDCF	12	3/8A
WH15LRKDSOMDCF	15	1/2A
WH18LRKDSOMDCF	18	1/2A
WH22LRKDSOMDCF	22	3/4A
WH28LRKDSOMDCF	28	1A
WH06SRKDSOMDCF	6	1/4A
WH08SRKDSOMDCF	8	1/4A
WH10SRKDSOMDCF	10	3/8A
WH12SRKDSOMDCF	12	3/8A
WH14SRKDSOMDCF	14	1/2A
WH16SRKDSOMDCF	16	1/2A
WH20SRKDSOMDCF	20	3/4A
WH25SRKDSOMDCF	25	1A
WH30SRKDSOMDCF	30	1 1/4A
WH38SRKDSOMDCF	38	1 1/2A

TH-R - High pressure banjo tee - Male BSPP with metal seal ring



Part number	Tube Outside Diameter	Thread
Steel	mm	BSPP
TH06LROMDCF	6	1/8A
TH08LROMDCF	8	1/4A
TH10LROMDCF	10	1/4A
TH12LROMDCF	12	3/8A
TH18LROMDCF	18	1/2A
TH22LROMDCF	22	3/4A
TH35LROMDCF	35	1 1/4A
TH06SROMDCF	6	1/4A
TH08SROMDCF	8	1/4A
TH12SROMDCF	12	3/8A
TH16SROMDCF	16	1/2A

TH-R-KDS - High pressure banjo tee - Male BSPP with soft seal ring



Part number	Tube Outside Diameter	Thread
Steel	mm	BSPP
TH06LRKDSOMDCF	6	1/8A
TH08LRKDSOMDCF	8	1/4A
TH10LRKDSOMDCF	10	1/4A
TH12LRKDSOMDCF	12	3/8A
TH15LRKDSOMDCF	15	1/2A
TH18LRKDSOMDCF	18	1/2A
TH28LRKDSOMDCF	28	1A
TH06SRKDSOMDCF	6	1/4A
TH08SRKDSOMDCF	8	1/4A
TH10SRKDSOMDCF	10	3/8A
TH12SRKDSOMDCF	12	3/8A
TH16SRKDSOMDCF	16	1/2A
TH20SRKDSOMDCF	20	3/4A
TH25SRKDSOMDCF	25	1A
TH30SRKDSOMDCF	30	1 1/4A

GE-R-KEG - Male stud connector - Male BSPT short - BSP taper thread



Part number	Tube Outside Diameter	Thread
Steel	mm	BSPT
GE06LR1/8KEGCFX	6	1/8
GE06LR1/4KEGCFX	6	1/4
GE08LR1/4KEGCFX	8	1/4
GE10LR1/4KEGCFX	10	1/4
GE12LR1/4KEGCFX	12	1/4
GE12LR3/8KEGCFX	12	3/8
GE12LR1/2KEGCFX	12	1/2
GE15LR3/8KEGCFX	15	3/8
GE15LR1/2KEGCFX	15	1/2
GE18LR1/2KEGCFX	18	1/2
GE22LR3/4KEGCFX	22	3/4
GE28LR1KEGCFX	28	1
GE35LR11/4KEGCFX	35	1 1/4
GE42LR11/2KEGCFX	42	1 1/2

WE-R - Male stud elbow - BSPP metal sealing edge



Part number	Tube Outside Diameter	Thread
Steel	mm	BSPP
WE06LRCFX	6	1/8
WE06LR1/4CFX	6	1/4
WE08LRCFX	8	1/4
WE08LR1/8CFX	8	1/8
WE08LR3/8CFX	8	3/8
WE10LRCFX	10	1/4
WE10LR3/8CFX	10	3/8
WE12LRCFX	12	3/8
WE12LR1/4CFX	12	1/4
WE12LR1/2CFX	12	1/2
WE15LRCFX	15	1/2
WE18LRCFX	18	1/2
WE22LRCFX	22	3/4
WE28LRCFX	28	1
WE35LRCFX	35	1 1/4
WE42LRCFX	42	1 1/2
WE06SRCFX	6	1/4
WE08SRCFX	8	1/4
WE10SRCFX	10	3/8
WE12SRCFX	12	3/8
WE12SR1/2CFX	12	1/2
WE14SRCFX	14	1/2
WE16SRCFX	16	1/2
WE20SRCFX	20	3/4
WE25SRCFX	25	1
WE30SRCFX	30	1 1/4
WE38SRCFX	38	1 1/2

1 GE-M-ED - Male stud connector - Metric - EOlastic seal



Part number	Tube Outside Diameter	Thread
Steel	mm	Metric
GE06LMEDOMDCF	6	M10x1
GE08LMEDOMDCF	8	M12x1.5
GE10LMEDOMDCF	10	M14x1.5
GE10LM12X1.5EDOMDCF	10	M12x1.5
GE10LM16X1.5EDOMDCF	10	M16x1.5
GE10LM18X1.5EDOMDCF	10	M18x1.5
GE10LM22X1.5EDOMDCF	10	M22x1.5
GE12LMEDOMDCF	12	M16x1.5
GE12LM14X1.5EDOMDCF	12	M14x1.5
GE12LM18X1.5EDOMDCF	12	M18x1.5
GE12LM22X1.5EDOMDCF	12	M22x1.5
GE15LMEDOMDCF	15	M18x1.5
GE15LM16X1.5EDOMDCF	15	M16x1.5
GE15LM22X1.5EDOMDCF	15	M22x1.5
GE18LMEDOMDCF	18	M22x1.5
GE18LM18X1.5EDOMDCF	18	M18x1.5
GE22LMEDOMDCF	22	M26x1.5
GE22LM22X1.5EDOMDCF	22	M22x1.5
GE28LMEDOMDCF	28	M33x2
GE35LMEDOMDCF	35	M42x2
GE42LMEDOMDCF	42	M48x2
GE06SMEDOMDCF	6	M12x1.5
GE08SMEDOMDCF	8	M14x1.5
GE10SMEDOMDCF	10	M16x1.5
GE12SMEDOMDCF	12	M18x1.5
GE12SM22X1.5EDOMDCF	12	M22x1.5
GE14SMEDOMDCF	14	M20x1.5
GE16SMEDOMDCF	16	M22x1.5
GE16SM18X1.5EDOMDCF	16	M18x1.5
GE20SMEDOMDCF	20	M27x2
GE25SMEDOMDCF	25	M33x2
GE30SMEDOMDCF	30	M42x2
GE38SMEDOMDCF	38	M48x2

EGE-M-ED - Swivel connector - Metric - EOlastic seal



Part number	Tube Outside Diameter	Thread
Steel	mm	Metric
EGE06LMEDCF	6	M10x1
EGE08LMEDCF	8	M12x1.5
EGE10LMEDCF	10	M14x1.5
EGE12LMEDCF	12	M16x1.5
EGE15LMEDCF	15	M18x1.5
EGE15LM22X1.5EDCF	15	M22x1.5
EGE18LMEDCF	18	M22x1.5
EGE22LMEDCF	22	M26x1.5
EGE28LMEDCF	28	M33x2
EGE35LMEDCF	35	M42x2
EGE42LMEDCF	42	M48x2
EGE06SMEDCF	6	M12x1.5
EGE08SMEDCF	8	M14x1.5
EGE10SMEDCF	10	M16x1.5
EGE12SMEDCF	12	M18x1.5
EGE14SMEDCF	14	M20x1.5
EGE16SMEDCF	16	M22x1.5
EGE20SMEDCF	20	M27x2
EGE25SMEDCF	25	M33x2
EGE30SMEDCF	30	M42x2
EGE38SMEDCF	38	M48x2

EVGE-M-ED - Standpipe connector - Metric - E0lastic seal



Part number Steel	Tube Outside Diameter mm	Thread Metric
EVGE06LMEDCF	6	M10x1
EVGE08LMEDCF	8	M12x1.5
EVGE10LMEDCF	10	M14x1.5
EVGE12LMEDCF	12	M16x1.5
EVGE15LMEDCF	15	M18x1.5
EVGE18LMEDCF	18	M22x1.5
EVGE22LMEDCF	22	M26x1.5
EVGE28LMEDCF	28	M33x2
EVGE08SMEDCF	8	M14x1.5
EVGE10SMEDCF	10	M16x1.5
EVGE12SMEDCF	12	M18x1.5
EVGE16SMEDCF	16	M22x1.5
EVGE20SMEDCF	20	M27x2
EVGE25SMEDCF	25	M33x2
EVGE30SMEDCF	30	M42x2

SWVE-M - Banjo elbow - Metric



Part number Steel	Tube Outside Diameter mm	Thread Metric
SWVE06LMOMDCF	6	M10x1
SWVE08LMOMDCF	8	M12x1.5
SWVE10LMOMDCF	10	M14x1.5
SWVE12LMOMDCF	12	M16x1.5
SWVE15LMOMDCF	15	M18x1.5
SWVE18LMOMDCF	18	M22x1.5
SWVE22LMOMDCF	22	M26x1.5
SWVE06SMOMDCF	6	M12x1.5
SWVE08SMOMDCF	8	M14x1.5
SWVE10SMOMDCF	10	M16x1.5

DSVW-M - Low pressure banjo elbow - Metric



Part number Steel	Tube Outside Diameter mm	Thread Metric
DSVW12LMOMDCF	12	M16x1.5
DSVW15LMOMDCF	15	M18x1.5
DSVW18LMOMDCF	18	M22x1.5
DSVW22LMOMDCF	22	M26x1.5
DSVW28LMOMDCF	28	M33x2

WH-M - High pressure banjo elbow - Metric with metal sealing ring



Part number Steel	Tube Outside Diameter mm	Thread Metric
WH06LMOMDCF	6	M10x1
WH08LMOMDCF	8	M12x1.5
WH10LMOMDCF	10	M14x1.5
WH12LMOMDCF	12	M16x1.5
WH15LMOMDCF	15	M18x1.5
WH18LMOMDCF	18	M22x1.5
WH22LMOMDCF	22	M26x1.5
WH35LMOMDCF	35	M42x2
WH06SMOMDCF	6	M12x1.5
WH10SMOMDCF	10	M16x1.5
WH12SMOMDCF	12	M18x1.5
WH16SMOMDCF	16	M22x1.5
WH20SMOMDCF	20	M27x2
WH30SMOMDCF	30	M42x2

WH-M-KDS - High pressure banjo elbow - Metric with soft sealing



Part number Steel	Tube Outside Diameter mm	Thread Metric
WH06LMKDSOMDCF	6	M10x1
WH08LMKDSOMDCF	8	M12x1.5
WH10LMKDSOMDCF	10	M14x1.5
WH12LMKDSOMDCF	12	M16x1.5
WH15LMKDSOMDCF	15	M18x1.5
WH18LMKDSOMDCF	18	M22x1.5
WH22LMKDSOMDCF	22	M26x1.5
WH28LMKDSOMDCF	28	M33x2
WH35LMKDSOMDCF	35	M42x2
WH06SMKDSOMDCF	6	M12x1.5
WH08SMKDSOMDCF	8	M14x1.5
WH10SMKDSOMDCF	10	M16x1.5
WH12SMKDSOMDCF	12	M18x1.5
WH16SMKDSOMDCF	16	M22x1.5
WH20SMKDSOMDCF	20	M27x2
WH25SMKDSOMDCF	25	M33x2
WH30SMKDSOMDCF	30	M42x2
WH38SMKDSOMDCF	38	M48x2

TH-M - High pressure banjo tee - Metric with metal sealing ring



Part number Steel	Tube Outside Diameter mm	Thread Metric
TH06LMOMDCF	6	M10x1
TH08LMOMDCF	8	M12x1.5
TH10LMOMDCF	10	M14x1.5
TH12LMOMDCF	12	M16x1.5
TH12SMOMDCF	12	M18x1.5
TH16SMOMDCF	16	M22x1.5
TH20SMOMDCF	20	M27x2

TH-M-KDS - High pressure banjo tee - Metric with soft seal ring



Part number	Tube Outside Diameter	Thread
Steel	mm	Metric
TH06LMKDSOMDCF	6	M10x1
TH08LMKDSOMDCF	8	M12x1.5
TH10LMKDSOMDCF	10	M14x1.5
TH12LMKDSOMDCF	12	M16x1.5

GE-M-KEG - Male stud connector - Male short metric taper thread



Part number	Tube Outside Diameter	Thread
Steel	mm	Metric
GE04LLMCFX	4	M8x1
GE06LLMCFX	6	M10x1
GE08LLMCFX	8	M10x1

WE-M - Male stud elbow metric - Metal sealing edge



Part number	Tube Outside Diameter	Thread
Steel	mm	Metric
WE06LMCFX	6	M10x1
WE08LMCFX	8	M12x1.5
WE10LMCFX	10	M14x1.5
WE18LMCFX	18	M22x1.5
WE16SMCFX	18	M22x1.5

GEO - Male stud connector - Metric - O-Ring



Part number	Tube Outside Diameter	Thread
Steel	mm	Metric
GE006LMOMDCF	6	M10x1
GE008LMOMDCF	8	M12x1.5
GE010LMOMDCF	10	M14x1.5
GE012LMOMDCF	12	M16x1.5
GE015LMOMDCF	15	M18x1.5
GE018LMOMDCF	18	M22x1.5
GE028LMOMDCF	28	M33x2
GE035LMOMDCF	35	M42x2
GE042LMOMDCF	42	M48x2
GE006SMOMDCF	6	M12x1.5
GE008SMOMDCF	8	M14x1.5
GE012SMOMDCF	12	M18x1.5
GE016SMOMDCF	16	M22x1.5
GE020SMOMDCF	20	M27x2
GE025SMOMDCF	25	M33x2
GE038SMOMDCF	38	M48x2

1 EGE0 - Swivel connector - O-Ring



Part number	Tube Outside Diameter	Thread
Steel	mm	Metric
EGE006LMCF	6	M10x1
EGE008LMCF	8	M12x1.5
EGE010LMCF	10	M14x1.5
EGE012LMCF	12	M16x1.5
EGE015LMCF	15	M18x1.5
EGE018LMCF	18	M22x1.5
EGE022LM27X2CF	22	M27x2
EGE028LMCF	28	M33x2
EGE008SMCF	8	M14x1.5
EGE012SMCF	12	M18x1.5
EGE016SMCF	16	M22x1.5
EGE020SMCF	20	M27x2
EGE025SMCF	25	M33x2
EGE038SMCF	38	M48x2

GE-UNF/UN - Male stud connector - O-Ring



Part number	Tube Outside Diameter	Thread
Steel	mm	UN/UNF-2A
GE08L7/16UNFOMDCF	8	7/16-20
GE10L7/16UNFOMDCF	10	7/16-20
GE12L9/16UNFOMDCF	12	9/16-18
GE12L3/4UNFOMDCF	12	3/4-16
GE12L7/8UNFOMDCF	12	7/8-14
GE15L3/4UNFOMDCF	15	3/4-16
GE15L7/8UNFOMDCF	15	7/8-14
GE18L3/4UNFOMDCF	18	3/4-16
GE18L7/8UNFOMDCF	18	7/8-14
GE22L7/8UNFOMDCF	22	7/8-14
GE22L11/16UNOMDCF	22	11/16
GE22L15/16UNOMDCF	22	15/16-12
GE28L11/16UNOMDCF	28	11/16-12
GE28L15/16UNOMDCF	28	15/16-12
GE35L15/16UNOMDCF	35	15/16-12
GE35L15/8UNOMDCF	35	15/8-12
GE42L15/8UNOMDCF	42	15/8-12
GE08S7/16UNFOMDCF	8	7/16-20
GE10S9/16UNFOMDCF	10	9/16-18
GE12S9/16UNFOMDCF	12	9/16-18
GE12S3/4UNFOMDCF	12	3/4-16
GE16S3/4UNFOMDCF	16	3/4-16
GE16S7/8UNFOMDCF	16	7/8-14
GE20S3/4UNFOMDCF	20	3/4-16
GE20S7/8UNFOMDCF	20	7/8-14
GE20S11/16UNOMDCF	20	11/16-12
GE25S11/16UNOMDCF	25	11/16-12
GE25S15/16UNOMDCF	25	15/16-12
GE30S15/16UNOMDCF	30	15/16-12
GE30S15/8UNOMDCF	30	15/8-12
GE38S15/8UNOMDCF	38	15/8-12

GE-NPT - Male stud connector - NPT thread



Part number	Tube Outside Diameter	Thread
Steel	mm	NPTF
GE06L1/8NPTCFX	6	1/8-27
GE06L1/4NPTCFX	6	1/4-18
GE06L1/2NPTCFX	6	1/2-14
GE08L1/8NPTCFX	8	1/8-27
GE08L1/4NPTCFX	8	1/4-18
GE08L3/8NPTCFX	8	3/8-18
GE08L1/2NPTCFX	8	1/2-14
GE10L1/8NPTCFX	10	1/8-27
GE10L1/4NPTCFX	10	1/4-18
GE10L3/8NPTCFX	10	3/8-18
GE10L1/2NPTCFX	10	1/2-14
GE12L1/8NPTCFX	12	1/8-27
GE12L1/4NPTCFX	12	1/4-18
GE12L3/8NPTCFX	12	3/8-18
GE12L1/2NPTCFX	12	1/2-14
GE15L1/2NPTCFX	15	1/2-14
GE15L3/4NPTCFX	15	3/4-14
GE18L1/2NPTCFX	18	1/2-14
GE22L1/2NPTCFX	22	1/2-14
GE22L3/4NPTCFX	22	3/4-14
GE22L1NPTCFX	22	1-1 1/2
GE28L3/4NPTCFX	28	3/4-14
GE28L1NPTCFX	28	1-1 1/2
GE35L11/4NPTCFX	35	1 1/4-1 1/2
GE42L11/4NPTCFX	42	1 1/4-1 1/2
GE42L11/2NPTCFX	42	1 1/2-1 1/2
GE06S1/4NPTCFX	6	1/4-18
GE06S1/2NPTCFX	6	1/2-14
GE08S3/8NPTCFX	8	3/4-18
GE10S3/8NPTCFX	10	3/8-18
GE10S1/2NPTCFX	10	1/2-14
GE12S1/4NPTCFX	12	1/4-18
GE12S3/8NPTCFX	12	3/8-18
GE12S1/2NPTCFX	12	1/2-14
GE14S1/2NPTCFX	14	1/2-14
GE16S1/2NPTCFX	16	1/2-14
GE16S3/4NPTCFX	16	3/4-14
GE20S1/2NPTCFX	20	1/2-14
GE20S3/4NPTCFX	20	3/4-14
GE25S3/4NPTCFX	25	3/4-14
GE25S1NPTCFX	25	1-1 1/2
GE30S1NPTCFX	30	1-1 1/2
GE30S11/4NPTCFX	30	1 1/4-1 1/2
GE38S11/2NPTCFX	38	1 1/2-1 1/2

1 EGE-NPT - Swivel connector



Part number Steel	Tube Outside Diameter mm	Thread NPTF
EGE06L1/8NPTCF	6	1/8-27
EGE08L1/4NPTCF	8	1/4-18
EGE10L1/4NPTCF	10	1/4-18
EGE12L3/8NPTCF	12	3/8-18
EGE15L1/2NPTCF	15	1/2-14
EGE22L3/4NPTCF	22	3/4-14
EGE28L1NPTCF	28	1-1 1/2
EGE35L11/4NPTCF	35	1 1/4-1 1/2
EGE08S1/4NPTCF	8	1/4-18
EGE10S3/8NPTCF	10	3/8-18
EGE12S3/8NPTCF	12	3/8-18
EGE14S1/2NPTCF	14	1/2-14
EGE16S1/2NPTCF	16	1/2-14
EGE20S3/4NPTCF	20	3/4-14
EGE25S1NPTCF	25	1-1 1/2
EGE30S11/4NPTCF	30	1 1/4-1 1/2
EGE38S11/2NPTCF	38	1 1/2-1 1/2

WE-NPT - Male stud elbow



Part number Steel	Tube Outside Diameter mm	Thread NPTF
WE06L1/8NPTCFX	6	1/8-27
WE06L1/4NPTCFX	6	1/4-18
WE08L1/8NPTCFX	8	1/8-27
WE08L1/4NPTCFX	8	1/4-18
WE10L1/4NPTCFX	10	1/4-18
WE10L3/8NPTCFX	10	3/8-18
WE12L3/8NPTCFX	12	3/8-18
WE12L1/2NPTCFX	12	1/2-14
WE15L1/2NPTCFX	15	1/2-14
WE18L1/2NPTCFX	18	1/2-14
WE22L3/4NPTCFX	22	3/4-14
WE28L1NPTCFX	28	1-1 1/2
WE35L11/4NPTCFX	35	1 1/4-1 1/2
WE42L11/2NPTCFX	42	1 1/2-1 1/2
WE06S1/4NPTCFX	6	1/4-18
WE08S1/4NPTCFX	8	1/4-18
WE10S3/8NPTCFX	10	3/8-18
WE12S1/2NPTCFX	12	1/2-14
WE16S1/2NPTCFX	16	1/2-14
WE20S3/4NPTCFX	20	3/4-14
WE25S1NPTCFX	25	1-1 1/2
WE30S11/4NPTCFX	30	1 1/4-1 1/2

GAI-R - Female connector - BSPP



Part number Steel	Tube Outside Diameter mm	Thread BSPP
GAI06LRCFX	6	1/8
GAI06LR1/4CFX	6	1/4
GAI08LRCFX	8	1/4
GAI08LR3/8CFX	8	3/8
GAI10LRCFX	10	1/4
GAI10LR3/8CFX	10	3/8
GAI12LRCFX	12	3/8
GAI12LR1/2CFX	12	1/2
GAI15LRCFX	15	1/2
GAI18LRCFX	18	1/2
GAI18LR3/8CFX	18	3/8
GAI22LRCFX	22	3/4
GAI28LRCFX	28	1
GAI35LRCFX	35	1 1/4
GAI42LRCFX	42	1 1/2
GAI08SRCFX	8	1/4
GAI10SRCFX	10	3/8
GAI12SRCFX	12	3/8
GAI12SR1/2CFX	12	1/2
GAI14SRCFX	14	1/2
GAI16SRCFX	16	1/2
GAI20SRCFX	20	3/4
GAI25SRCFX	25	1
GAI30SRCFX	30	1 1/4
GAI38SRCFX	38	1 1/2

GAI-M - Female connector - Metric



Part number Steel	Tube Outside Diameter mm	Thread Metric
GAI06LMCFX	6	M10x1
GAI08LMCFX	8	M12x1.5
GAI10LMCFX	10	M14x1.5
GAI12LMCFX	12	M16x1.5
GAI15LMCFX	15	M18x1.5
GAI18LMCFX	18	M22x1.5
GAI22LMCFX	22	M26x1.5
GAI28LMCFX	28	M33x2
GAI35LMCFX	35	M42x2
GAI42LMCFX	42	M48x2
GAI06SMCFX	6	M12x1.5
GAI08SMCFX	8	M14x1.5
GAI10SMCFX	10	M16x1.5
GAI12SMCFX	12	M18x1.5
GAI14SMCFX	14	M20x1.5
GAI16SMCFX	16	M22x1.5

1 GAI-NPT - Female connector - NPT



Part number	Tube Outside Diameter	Thread
Steel	mm	NPTF
GAI06L1/8NPTCFX	6	1/8-27
GAI08L1/4NPTCFX	8	1/4-18

MAV - Pressure gauge connector female - BSPP



Part number	Tube Outside Diameter	Thread
Steel	mm	BSPP
MAV06LROMDCF	6	1/4
MAV08LROMDCF	8	1/4
MAV10LROMDCF	10	1/4
MAV12LROMDCF	12	1/4
MAV06SROMDCF	6	1/2
MAV08SROMDCF	8	1/2
MAV10SROMDCF	10	1/2
MAV12SROMDCF	12	1/2

MAVE - Pressure gauge swivel connector female - BSPP



Part number		Tube Outside Diameter	Thread
Steel	Stainless Steel	mm	BSPP
MAVE06LRFCF	-	6	1/4
MAVE08LRFCF	MAVE08LR71	8	1/4
MAVE10LRFCF	MAVE10LR71	10	1/4
MAVE12LRFCF	MAVE12LR71	12	1/4
MAVE06SRFCF	-	6	1/2
MAVE06SR1/4CF	-	6	1/4
MAVE08SRFCF	MAVE08SR71	8	1/2
MAVE08SR1/4CF	-	8	1/4
MAVE10SRFCF	MAVE10SR71	10	1/2
MAVE10SR1/4CF	-	10	1/4
MAVE12SRFCF	MAVE12SR71	12	1/2
MAVE12SR1/4CF	MAVE12SR1/471	12	1/4

RED - Tube end reducer EO 24°

1



Part number	Outside Diameter	
	Tube 1	Tube 2
Steel	mm	mm
RED06L/04LOMDCF	6	4
RED08/06LOMDCF	8	6
RED10/06LOMDCF	10	6
RED10/08LOMDCF	10	8
RED12/06LOMDCF	12	6
RED12/08LOMDCF	12	8
RED12/10LOMDCF	12	10
RED15/06LOMDCF	15	6
RED15/08LOMDCF	15	8
RED15/10LOMDCF	15	10
RED15/12LOMDCF	15	12
RED18/06LOMDCF	18	6
RED18/08LOMDCF	18	8
RED18/10LOMDCF	18	10
RED18/12LOMDCF	18	12
RED18/15LOMDCF	18	15
RED18L/16SOMDCF	18	16
RED22/06LOMDCF	22	6
RED22/08LOMDCF	22	8
RED22/10LOMDCF	22	10
RED22/12LOMDCF	22	12
RED22/15LOMDCF	22	15
RED22L/16SOMDCF	22	16
RED22/18LOMDCF	22	18
RED22L/20SOMDCF	22	20
RED28/06LOMDCF	28	6
RED28/08LOMDCF	28	8
RED28/10LOMDCF	28	10
RED28/12LOMDCF	28	12
RED28/15LOMDCF	28	15
RED28L/16SOMDCF	28	16
RED28/18LOMDCF	28	18
RED28/22LOMDCF	28	22
RED28L/25SOMDCF	28	25
RED35/06LOMDCF	35	6
RED35/08LOMDCF	35	8
RED35/10LOMDCF	35	10
RED35/12LOMDCF	35	12
RED35/15LOMDCF	35	15
RED35/18LOMDCF	35	18
RED35/22LOMDCF	35	22
RED35L/25SOMDCF	35	25
RED35/28LOMDCF	35	28
RED35L/30SOMDCF	35	30
RED42/10LOMDCF	42	10
RED42/12LOMDCF	42	12
RED42/15LOMDCF	42	15
RED42/18LOMDCF	42	18
RED42/22LOMDCF	42	22
RED42/28LOMDCF	42	28
RED42L/30SOMDCF	42	30
RED42/35LOMDCF	42	35
RED42L/38SOMDCF	42	38
RED08/06SOMDCF	8	6

1 RED - Tube end reducer EO 24° (cont'd)

HYDRAULICS



Part number Steel	Outside Diameter	
	Tube 1 mm	Tube 2 mm
RED10/06SOMDCF	10	6
RED10/08SOMDCF	10	8
RED12/06SOMDCF	12	6
RED12/08SOMDCF	12	8
RED12/10SOMDCF	12	10
RED14/06SOMDCF	14	6
RED14/08SOMDCF	14	8
RED14/10SOMDCF	14	10
RED14/12SOMDCF	14	12
RED16/06SOMDCF	16	6
RED16/08SOMDCF	16	8
RED16/10SOMDCF	16	10
RED16/12SOMDCF	16	12
RED16/14SOMDCF	16	14
RED16S/15LOMDCF	16	15
RED20/06SOMDCF	20	6
RED20/08SOMDCF	20	8
RED20/10SOMDCF	20	10
RED20/12SOMDCF	20	12
RED20/14SOMDCF	20	14
RED20S/15LOMDCF	20	15
RED20/16SOMDCF	20	16
RED20S/18LOMDCF	20	18
RED25/06SOMDCF	25	6
RED25/08SOMDCF	25	8
RED25/10SOMDCF	25	10
RED25/12SOMDCF	25	12
RED25/14SOMDCF	25	14
RED25/16SOMDCF	25	16
RED25S/18LOMDCF	25	18
RED25/20SOMDCF	25	20
RED25S/22LOMDCF	25	22
RED30/06SOMDCF	30	6
RED30/08SOMDCF	30	8
RED30/10SOMDCF	30	10
RED30/12SOMDCF	30	12
RED30/16SOMDCF	30	16
RED30/20SOMDCF	30	20
RED30S/22LOMDCF	30	22
RED30/25SOMDCF	30	25
RED30S/28LOMDCF	30	28
RED38/06SOMDCF	38	6
RED38/08SOMDCF	38	8
RED38/10SOMDCF	38	10
RED38/12SOMDCF	38	12
RED38/16SOMDCF	38	16
RED38/20SOMDCF	38	20
RED38/25SOMDCF	38	25
RED38S/28LOMDCF	38	28
RED38/30SOMDCF	38	30
RED38S/35LOMDCF	38	35

RI-ED - Thread reducer/expander - BSPP - E0lastic seal



Part number Steel	Thread BSPP	
	Female	Male
RI1/8EDX1/4CF	1/4	1/8A
RI1/8EDX3/8CF	3/8	1/8A
RI1/4EDX1/8CF	1/8	1/4A
RI1/4EDX3/8CF	3/8	1/4A
RI1/4EDX1/2CF	1/2	1/4A
RI1/4EDX3/4CF	3/4	1/4A
RI3/8EDX1/8CF	1/8	3/8A
RI3/8EDX1/4CF	1/4	3/8A
RI3/8EDX1/2CF	1/2	3/8A
RI3/8EDX3/4CF	3/4	3/8A
RI1/2EDX1/8CF	1/8	1/2A
RI1/2EDX1/4CF	1/4	1/2A
RI1/2EDX3/8CF	3/8	1/2A
RI1/2EDX3/4CF	3/4	1/2A
RI1/2EDX1CF	1	1/2A
RI1/2EDX11/4CF	1 1/4	1/2A
RI3/4EDX1/4CF	1/4	3/4A
RI3/4EDX3/8CF	3/8	3/4A
RI3/4EDX1/2CF	1/2	3/4A
RI3/4EDX1CF	1	3/4A
RI3/4EDX11/4CF	1 1/4	3/4A
RI3/4EDX11/2CF	1 1/2	3/4A
RI1EDX1/4CF	1/4	1A
RI1EDX3/8CF	3/8	1A
RI1EDX1/2CF	1/2	1A
RI1EDX3/4CF	3/4	1A
RI1EDX11/4CF	1 1/4	1A
RI1EDX11/2CF	1 1/2	1A
RI11/4EDX1/2CF	1/2	1 1/4A
RI11/4EDX3/4CF	3/4	1 1/4A
RI11/4EDX1CF	1	1 1/4A
RI11/4EDX11/2CF	1 1/2	1 1/4A
RI11/2EDX1/2CF	1/2	1 1/2A
RI11/2EDX3/4CF	3/4	1 1/2A
RI11/2EDX1CF	1	1 1/2A
RI11/2EDX11/4CF	1 1/4	1 1/2A
RI2EDX11/2CF	1 1/2	2A

1 **VKA - Blanking plug for cones EO 24°**



Part number		Tube Outside Diameter
Steel	Stainless Steel	mm
VKA06CF	VKA0671	6
VKA08CF	VKA0871	8
VKA10CF	VKA1071	10
VKA12CF	VKA1271	12
VKA15CF	VKA1571	15
VKA18CF	-	18
VKA22CF	-	22
VKA28CF	VKA2871	28
VKA35CF	-	35
VKA42CF	-	42
VKA06CF	VKA0671	6
VKA08CF	VKA0871	8
VKA10CF	VKA1071	10
VKA12CF	VKA1271	12
VKA14CF	-	14
VKA16CF	VKA1671	16
VKA20CF	-	20
VKA25CF	-	25
VKA30CF	-	30
VKA38CF	-	38

VSTI-M-ED - Blanking plug for ports - Metric - EOlasic seal



Part number		Thread
Steel	Stainless Steel	Metric
VSTI10X1EDCF	VSTI10X1ED71	M10X1
VSTI12X1.5EDCF	VSTI12X1.5ED71	M12X1.5
VSTI14X1.5EDCF	-	M14X1.5
VSTI16X1.5EDCF	-	M16X1.5
VSTI18X1.5EDCF	-	M18X1.5
VSTI20X1.5EDCF	VSTI20X1.5ED71	M20X1.5
VSTI22X1.5EDCF	-	M22X1.5
VSTI26X1.5EDCF	-	M26X1.5
VSTI27X2EDCF	-	M27X2
VSTI33X2EDCF	-	M33X2
VSTI42X2EDCF	-	M42X2
VSTI48X2EDCF	-	M48X2

VSTI-R-ED - Blanking plug for ports - BSPP - EOlasic seal



Part number		Thread
Steel	Stainless Steel	BSPP
VSTI1/8EDCF	VSTI1/8ED71	1/8A
VSTI1/4EDCF	VSTI1/4ED71	1/4A
VSTI3/8EDCF	VSTI3/8ED71	3/8A
VSTI1/2EDCF	VSTI1/2ED71	1/2A
VSTI3/4EDCF	VSTI3/4ED71	3/4A
VSTI1EDCF	VSTI1ED71	1A
VSTI11/4EDCF	VSTI11/4ED71	1 1/4A
VSTI11/2EDCF	VSTI11/2ED71	1 1/2A

VSTI M-OR - Blanking plug for ports - Metric - O-Ring



Part number Steel	Thread Metric
VSTI8X10RCF	M8X1
VSTI10X10RCF	M10X1
VSTI12X1.50RCF	M12X1.5
VSTI14X1.50RCF	M14X1.5
VSTI16X1.50RCF	M16X1.5
VSTI18X1.50RCF	M18X1.5
VSTI22X1.50RCF	M22X1.5
VSTI26X1.50RCF	M26X1.5
VSTI27X20RCF	M27X2
VSTI33X20RCF	M33X2
VSTI42X20RCF	M42X2
VSTI48X20RCF	M48X2

ROV - Blanking plug for tube ends



Part number Steel	Tube Outside Diameter mm
ROV06LCF	6
ROV08LCF	8
ROV10LCF	10
ROV12LCF	12
ROV15LCF	15
ROV18LCF	18
ROV22LCF	22
ROV28LCF	28
ROV35LCF	35
ROV42LCF	42
ROV06SCF	6
ROV08SCF	8
ROV10SCF	10
ROV12SCF	12
ROV14SCF	14
ROV16SCF	16
ROV20SCF	20
ROV25SCF	25
ROV30SCF	30
ROV38SCF	38

1 GM - Locknut for bulk heads



Part number	Tube Outside Diameter	Thread
Steel	mm	Metric
GM06LCFX	6	M12x1.5
GM08LCFX	8	M14x1.5
GM10LCFX	10	M16x1.5
GM12LCFX	12	M18x1.5
GM15LCFX	15	M22x1.5
GM18LCFX	18	M26x1.5
GM22LCFX	22	M30x2
GM28LCFX	28	M36x2
GM35LCFX	35	M45x2
GM42LCFX	42	M52x2
GM08LCFX	8	M14x1.5
GM10LCFX	10	M16x1.5
GM12LCFX	12	M18x1.5
GM12SCFX	12	M20x1.5
GM15LCFX	15	M22x1.5
GM16SCFX	16	M24x1.5
GM22LCFX	22	M30x2
GM28LCFX	28	M36x2
GM30SCFX	30	M42x2
GM42LCFX	42	M52x2

VH - Support sleeve



Part number	Tube Inside Diameter	
Steel	Stainless Steel	mm
VH04CFX	VH0471X	4
VH05CFX	VH0571X	5
VH06CFX	VH0671X	6
VH07CFX	VH0771X	7
VH08CFX	VH0871X	8
VH09CFX	VH0971X	9
VH10CFX	VH1071X	10
VH15CFX	VH1571X	15
VH18CFX	VH1871X	18
VH19CFX	VH1971X	19
VH24CFX	VH2471X	24
VH25CFX	VH2571X	25
VH31CFX	-	31
VH33CFX	-	33
VH38CFX	VH3871X	38

E - Tube/hose insert for plastic tubing



Part number	Tube Inside Diameter	Tube Outside Diameter
	mm	mm
E04/02X	2	4
E04/2.5X	2.5	4
E0506/03X	3	6
E0506/04X	4	6
E08/04X	4	8
E06/05X	5	6
E08/05X	5	8
E10/08X	8	10
E12/08X	8	12
E12/09X	9	12
E1215/10X	10	12
E15/12X	12	15
E18/14X	14	18
E22/18X	18	22

DOZ - EO-2 - Soft sealing ring



Part number	Tube Outside Diameter	
	Steel	Stainless Steel
		mm
DOZ06L	DOZ06L71	6
DOZ08L	DOZ08L71	8
DOZ10L	DOZ10L71	10
DOZ12L	DOZ12L71	12
DOZ15L	DOZ15L71	15
DOZ18L	DOZ18L71	18
DOZ22L	DOZ22L71	22
DOZ28L	DOZ28L71	28
DOZ35L	DOZ35L71	35
DOZ42L	DOZ42L71	42
DOZ06S	DOZ06S71	6
DOZ08S	DOZ08S71	8
DOZ10S	DOZ10S71	10
DOZ12S	DOZ12S71	12
DOZ14S	DOZ14S71	14
DOZ16S	DOZ16S71	16
DOZ20S	DOZ20S71	20
DOZ25S	DOZ25S71	25
DOZ30S	DOZ30S71	30
DOZ38S	DOZ38S71	38

KDS - Soft sealing ring for banjo fittings WH/TH in steel



Part number	Thread	
	Metric	BSPP
KDS10X	M10X1	1/8A
KDS12X	M12X1.5	
KDS14X	M14X1.5	1/4A
KDS16X	M16X1.5	3/8A
KDS18X	M18X1.5	
KDS22X	M22X1.5	1/2A
KDS27X	M27X2	3/4A
KDS33X	M33X2	1A
KDS42X	M42X2	1 1/4A
KDS48X	M48X2	1 1/2A

ED - EOlastic soft seal for BSPP and metric thread



Part number	Thread	
	Metric	BSPP
ED8X1X	M8X1	
ED10X1X	M10X1	1/8A
ED12X1.5X	M12X1.5	
ED14X1.5X	M14X1.5	1/4A
ED16X1.5X	M16X1.5	
ED3/8X	-	3/8A
ED18X1.5X	M18X1.5	
ED20X1.5X	M20X1.5	
ED1/2X	-	1/2A
ED22X1.5X	M22X1.5	
ED26X1.5X	M26X1.5	3/4A
ED33X2X	M33X2	1A
ED42X2X	M42X2	1 1/4A
ED48X2X	M48X2	1 1/2A

OR - O-Ring FKM for fittings with EO 24° DKO swivel



Part number	Tube Outside Diameter
	mm
OR4.5X1.5VITX	6
OR6.5X1.5VITX	8
OR20X2VITX	22
OR26X2VITX	28
OR32X2.5VITX	35
OR8.5X1.5VITX	10
OR12X2VITX	14

DKAZ - Sealing ring for low pressure banjos - Metric



Part number	Thread Metric
DKAZ10CFX	M10X1
DKAZ12CFX	M12X1.5
DKAZ14CFX	M14X1.5
DKAZ16CFX	M16X1.5
DKAZ18CFX	M18X1.5
DKAZ20CFX	M20X1.5
DKAZ22CFX	M22X1.5
DKAZ26CFX	M26X1.5
DKAZ27CFX	M27X2
DKAZ33CFX	M33X2
DKAZ11/4CFX	M42X2
DKAZ11/2CFX	M48X2

DKAZ - Sealing ring for low pressure banjos - BSPP



Part number	Thread BSPP
DKAZ1/8CFX	1/8A
DKAZ1/4CFX	1/4A
DKAZ3/8CFX	3/8A
DKAZ1/2CFX	1/2A
DKAZ3/4CFX	3/4A
DKAZ1CFX	1A
DKAZ11/4CFX	1 1/4A
DKAZ11/2CFX	1 1/2A

DKI - Sealing ring for pressure gauge connectors



Part number	Thread BSPP
DKI1/4CFX	1/4A
DKI1/2CFX	1/2A

1 DPR - Progressive Ring for Stainless Steel Fittings

HYDRAULICS



Part number	Tube Outside Diameter	
	mm	
DPR06L71X	6	
DPR08L71X	8	
DPR10L71X	10	
DPR12L71X	12	
DPR15L71X	15	
DPR18L71X	18	
DPR22L71X	22	
DPR28L71X	28	
DPR35L71X	35	
DPR42L71X	42	
DPR06L71X	6	
DPR08L71X	8	
DPR10L71X	10	
DPR12L71X	12	
DPR14S71X	14	
DPR16S71X	16	
DPR20S71X	20	
DPR25S71X	25	
DPR30S71X	30	
DPR38S71X	38	

M Nut - EO 24° Cone end



Part number		Tube Outside Diameter
Steel	Stainless Steel	mm
M06LCFX	M06LEODURX	6
M08LCFX	M08LEODURX	8
M10LCFX	M10LEODURX	10
M12LCFX	M12LEODURX	12
M15LCFX	M15LEODURX	15
M18LCFX	M18LEODURX	18
M22LCFX	M22LEODURX	22
M28LCFX	M28LEODURX	28
M35LCFX	M35LEODURX	35
M42LCFX	M42LEODURX	42
M06SCFX	M06SEODURX	6
M08SCFX	M08SEODURX	8
M10SCFX	M10SEODURX	10
M12SCFX	M12SEODURX	12
M14SCFX	M14SEODURX	14
M16SCFX	M16SEODURX	16
M20SCFX	M20SEODURX	20
M25SCFX	M25SEODURX	25
M30SCFX	M30SEODURX	30
M38SCFX	M38SEODURX	38

PSR - Progressive Stop Ring for EO 24° cone



Part number	Tube Outside Diameter
	mm
PSR06LX	6
PSR08LX	8
PSR10LX	10
PSR12LX	12
PSR15LX	15
PSR18LX	18
PSR22LX	22
PSR28LX	28
PSR35LX	35
PSR42LX	42
PSR14SX	14
PSR16SX	16
PSR20SX	20
PSR25SX	25
PSR30SX	30
PSR38SX	38

FM - E02 - Functional nut



Part number		Tube Outside Diameter	Thread
Steel	Stainless Steel	mm	Metric
FM06LCF	FM06L71	6	M12x1.5
FM08LCF	FM08L71	8	M14x1.5
FM10LCF	FM10L71	10	M16x1.5
FM12LCF	FM12L71	12	M18x1.5
FM15LCF	FM15L71	15	M22x1.5
FM18LCF	FM18L71	18	M26x1.5
FM22LCF	FM22L71	22	M30x2
FM28LCF	FM28L71	28	M36x2
FM35LCF	FM35L71	35	M45x2
FM42LCF	FM42L71	42	M52x2
FM06SCF	FM06S71	6	M14x1.5
FM08SCF	FM08S71	8	M16x1.5
FM10SCF	FM10S71	10	M18x1.5
FM12SCF	FM12S71	12	M20x1.5
FM14SCF	FM14S71	14	M22x1.5
FM16SCF	FM16S71	16	M24x1.5
FM20SCF	FM20S71	20	M30x2
FM25SCF	FM25S71	25	M36x2
FM30SCF	FM30S71	30	M42x2
FM38SCF	FM38S71	38	M52x2

- Description:**
- The orbital tube forming process flares hydraulic tube in a progressive action, resulting in a superior surface finish on the inner sealing area.
 - Parflange® tube preparation and Triple-Lok® fittings combine to give long-term, reliable sealing performance.
- Material:**
- Steel and Stainless Steel.
- Product range:**
- Tube outside diameter 6 to 38 mm.
 - Tube outside diameter 1/8" to 2".
- Nominal pressure PN:**
- Size 4: 500 bar.
 - Size 5, 6, 8: 420 bar.
 - Size 10, 12, 14, 16: 350 bar.
 - Size 20: 280 bar.
 - Size 24: 210 bar.
 - Size 32: 140 bar.

- Advantages:**
- Pressure rated up to 500 bar nominal pressure with 4x design factor.
 - Wide temperature and media compatibility.
 - Fitting sleeves make the system suitable for inch and metric tubing by merely changing the sleeve.
 - Forged shapes with no brazed joints to leak.
 - Conforms to SAE and ISO standards. 37° fittings are the most widely used fitting type in the world.
 - Standard materials offered are steel, stainless steel and brass.
- Benefits:**
- No risk of tear out of the tube, thus giving the system a reputation for safety.
 - Metal-to-metal seal allows a range of uses in many applications.
 - The optimum wall thickness tubing can be used, reducing overall system cost.
 - Forgings provide higher dependability and longer life compared with multiple component brazed constructions.
 - Shaped fittings maintain a full flow area and have good re-usability.
 - Worldwide availability and interchangeability.

HMTX - Union



Part number		Outside Diameter			
		Tube 1	Tube 2	Tube 1	Tube 2
Steel	Stainless Steel	inch	inch	mm	mm
4HMTXS	4HMTXSS	1/4	1/4	6	6
5HMTXS	-	5/16	5/16	8	8
6HMTXS	6HMTXSS	3/8	3/8	10	10
8HMTXS	8HMTXSS	1/2	1/2	12	12
10HMTXS	10HMTXSS	5/8	5/8	14, 15, 16	14, 15, 16
10-8HMTXS	-	5/8	1/2	14, 15, 16	12
12HMTXS	12HMTXSS	3/4	3/4	18, 20	18, 20
16HMTXS	16HMTXSS	1	1	25	25
20HMTXS	20HMTXSS	1 1/4	1 1/4	28, 30, 32	28, 30, 32

EMTX - Union elbow



Part number	Tube Outside Diameter	
	inch	mm
4EMTXS	1/4	6
5EMTXS	5/16	8
6EMTXS	3/8	10
8EMTXS	1/2	12
10EMTXS	5/8	14, 15, 16
12EMTXS	3/4	18, 20
16EMTXS	1	22, 25
20EMTXS	1 1/4	28, 30, 32

JMTX - Union tee



Part number	Steel	Stainless Steel	Tube Outside Diameter		Thread UN/UNF-2A
			inch	mm	
2 JTX-S	-	-	1/8	-	5/16-24
4JMTXS	-	4JMTXSS	1/4	6	7/16-20
5JMTXS	-	-	5/16	8	1/2-20
6JMTXS	-	6JMTXSS	3/8	10	9/16-18
8JMTXS	-	8JMTXSS	1/2	12	3/4-16
10JMTXS	-	10JMTXSS	5/8	14, 15, 16	7/8-14
12JMTXS	-	12JMTXSS	3/4	18, 20	1 1/16-12
14 JTX-S	-	-	7/8	22	1 3/16-12
16JMTXS	-	16JMTXSS	1	25	1 5/16-12
20JMTXS	-	20JMTXSS	1 1/4	28, 30, 32	1 5/8-12
24 JTX-S	-	-	1 1/2	35, 38	1 7/8-12

KTX - Union cross



Part number	Steel	Stainless Steel	Tube Outside Diameter	
			inch	mm
4 KTX-S	-	4 KTX-SS	1/4	6
5 KTX-S	-	-	5/16	8
6 KTX-S	-	6 KTX-SS	3/8	10
8 KTX-S	-	8 KTX-SS	1/2	12
10 KTX-S	-	-	5/8	14, 15, 16
12 KTX-S	-	12 KTX-SS	3/4	18, 20
16 KTX-S	-	-	1	25

WMTX - Bulkhead union



Part number	Steel	Stainless Steel	Tube Outside Diameter	
			inch	mm
4WMTXWLNMS	-	4WMTXWLNMS	1/4	6
5WMTXWLNMS	-	5WMTXWLNMS	5/16	8
6WMTXWLNMS	-	6WMTXWLNMS	3/8	10
8WMTXWLNMS	-	8WMTXWLNMS	1/2	12
10WMTXWLNMS	-	10WMTXWLNMS	5/8	14, 15, 16
12WMTXWLNMS	-	12WMTXWLNMS	3/4	18, 20
16WMTXWLNMS	-	16WMTXWLNMS	1	25
20WMTXWLNMS	-	20WMTXWLNMS	1 1/4	28, 30, 32

WEMTX - Bulkhead union elbow



Part number	Steel	Tube Outside Diameter	
		inch	mm
4 WETX-WLN-S	-	1/4	6
5 WETX-WLN-S	-	5/16	8
6WEMTXWLNMS	-	3/8	10
8WEMTXWLNMS	-	1/2	12
10WEMTXWLNMS	-	5/8	14, 15, 16
12WEMTXWLNMS	-	3/4	18, 20
16 WETX-WLN-S	-	1	25
20 WETX-WLN-S	-	1 1/4	28, 30, 32

1

WNTX - 45° bulkhead union elbow



Part number Steel	Tube Outside Diameter	
	inch	mm
4 WNTX-WLN-S	1/4	6
5 WNTX-WLN-S	5/16	8
6 WNTX-WLN-S	3/8	10
8 WNTX-WLN-S	1/2	12
10 WNTX-WLN-S	5/8	14, 15, 16
12 WNTX-WLN-S	3/4	18, 20
16 WNTX-WLN-S	1	22, 25
20 WNTX-WLN-S	1 1/4	28, 30, 32

WJTX - Bulkhead branch tee



Part number Steel	Tube Outside Diameter	
	inch	mm
4 WJTX-WLN-S	1/4	6
6 WJTX-WLN-S	3/8	10
8 WJTX-WLN-S	1/2	12
10 WJTX-WLN-S	5/8	14, 15, 16
12 WJTX-WLN-S	3/4	18, 20
16 WJTX-WLN-S	1	22, 25

WLNM - Bulkhead locknut



Part number Steel	Thread UNF
4WLNMS	7/16-20
5WLNMS	1/2-20
6WLNMS	9/16-18
8WLNMS	3/4-16
10WLNMS	7/8-14
12WLNMS	1 1/16-12
16WLNMS	1 5/16-12
20WLNMS	1 5/8-12
24WLNMS	1 7/8-12

HYDRAULICS

FMTX - Male stud connector



Part number	Tube Outside Diameter		Thread	
	inch	mm	UNF	NPT/NPTF
4FMTXS	1/4	6	7/16-20	1/8-27
4-4FMTXS	1/4	6	7/16-20	1/4-18
4-6 FTX-S	1/4	6	7/16-20	3/8-18
4-8 FTX-S	1/4	6	7/16-20	1/2-14
5FMTXS	5/16	8	1/2-20	1/8-27
5-4FMTXS	5/16	8	1/2-20	1/4-18
6FMTXS	3/8	10	9/16-18	1/4-18
6-2 FTX-S	3/8	10	9/16-18	1/8-27
6-6FMTXS	3/8	10	9/16-18	3/8-18
6-8FMTXS	3/8	10	9/16-18	1/2-14
8FMTXS	1/2	12	3/4-16	3/8-18
8-4FMTXS	1/2	12	3/4-16	1/4-18
8-8FMTXS	1/2	12	3/4-16	1/2-14
8-12FMTXS	1/2	12	3/4-16	3/4-14
10FMTXS	5/8	14, 15, 16	7/8-14	1/2-14
10-12FMTXS	5/8	14, 15, 16	7/8-14	3/4-14
12 FTX-S	3/4	18, 20	1 1/16-12	3/4-14
12-6 FTX-S	3/4	18, 20	1 1/16-12	3/8-18
12-8 FTX-S	3/4	18, 20	1 1/16-12	1/2-14
12-16 FTX-S	3/4	18, 20	1 1/16-12	1-11 1/2
16FMTXS	1	25	1 5/16-12	1-11 1/2
16-12FMTXS	1	25	1 5/16-12	3/4-14
20FMTXS	1 1/4	28, 30, 32	1 5/8-12	1 1/4-11 1/2
20-16 FTX-S	1 1/4	28, 30, 32	1 5/8-12	1-11 1/2
24FMTXS	1 1/2	35, 38	1 7/8-12	1 1/2-11 1/2
24-20 FTX-S	1 1/2	35, 38	1 7/8-12	1 1/4-11 1/2

CMTX - Male stud elbow



Part number	Steel	Stainless Steel	Tube Outside Diameter	
			inch	mm
4CMTXS	-	-	1/4	6
4-6 CTX-S	-	-	1/4	6
4-8 CTX-S	-	-	1/4	6
5-4 CTX-S	-	-	5/16	8
5-6 CTX-S	-	-	5/16	8
6CMTXS	-	6CMTXS	3/8	10
6-2 CTX-S	-	-	3/8	10
6-6CMTXS	-	6-6CMTXS	3/8	10
6-8CMTXS	-	6-8CMTXS	3/8	10
8CMTXS	-	8CMTXS	1/2	12
8-8CMTXS	-	8-8CMTXS	1/2	12
8-12 CTX-S	-	8-12CMTXS	1/2	12
10CMTXS	-	10CMTXS	5/8	14, 15, 16
10-6 CTX-S	-	-	5/8	14, 15, 16
12 CTX-S	-	12CMTXS	3/4	18, 20
12-8 CTX-S	-	12-8CMTXS	3/4	18, 20
16 CTX-S	-	16CMTXS	1	25
16-12 CTX-S	-	-	1	25
16-20 CTX-S	-	-	1	25
20 CTX-S	-	-	1 1/4	28, 30, 32
20-24 CTX-S	-	-	1 1/4	28, 30, 32
24 CTX-S	-	-	1 1/2	35, 38
24-20 CTX-S	-	-	1 1/2	35, 38

1 VMTX - 45° male stud elbow



Part number	Tube Outside Diameter	
	inch	mm
4 VTX-S	1/4	6
4-4 VTX-S	1/4	6
5-4 VTX-S	5/16	8
6 VTX-S	3/8	10
6-2 VTX-S	3/8	10
6-6 VTX-S	3/8	10
8-4 VTX-S	1/2	12
8 VTX-S	1/2	12
8-8 VTX-S	1/2	12
8-12 VTX-S	1/2	12
10 VTX-S	5/8	14, 15, 16
10-6 VTX-S	5/8	14, 15, 16
10-12 VTX-S	5/8	14, 15, 16
12 VTX-S	3/4	18, 20
12-16 VTX-S	3/4	18, 20
16 VTX-S	1	25
16-12 VTX-S	1	25
24 VTX-S	1 1/2	35, 38

RMTX - Male stud run tee



Part number	Steel	Stainless Steel	Tube Outside Diameter	
			inch	mm
4 RTX-S	4 RTX-SS		1/4	6
4-4-4 RTX-S	4-4-4 RTX-SS		1/4	6
5 RTX-S	5 RTX-SS		5/16	8
6 RTX-S	6 RTX-SS		3/8	10
6-6-6 RTX-S	6-6-6 RTX-SS		3/8	10
8 RTX-S	8 RTX-SS		1/2	12
8-8-8 RTX-S	-		1/2	12
10 RTX-S	10 RTX-SS		5/8	14, 15, 16
12 RTX-S	12 RTX-SS		3/4	18, 20
16 RTX-S	16 RTX-SS		1	25
20 RTX-S	20 RTX-SS		1 1/4	28, 30, 32
24 RTX-S	24 RTX-SS		1 1/2	35, 38

SMTX - Male stud branch tee - NPTF



Part number	Steel	Stainless Steel	Tube Outside Diameter		Thread	
			inch	mm	UN/UNF-2A	NPT/NPTF
4 STX-S	4 STX-SS		1/4	6	7/16-20	1/8-27
4-4-4 STX-S	4-4-4 STX-SS		1/4	6	7/16-20	1/4-18
5 STX-S	-		5/16	8	1/2-20	1/8-27
-	6 STX-SS		3/8	10	9/16-18	1/4-16
6-6-6 STX-S	6-6-6 STX-SS		3/8	10	9/16-18	3/8-18
8 STX-S	8 STX-SS		1/2	12	3/4-16	3/8-18
8-8-8 STX-S	8-8-8 STX-SS		1/2	12	3/4-16	1/2-14
10 STX-S	10 STX-SS		5/8	14, 15, 16	7/8-14	1/2-14
12 STX-S	12 STX-SS		3/4	18, 20	1 1/16-12	3/4-14
16 STX-S	16 STX-SS		1	25	1 5/16-12	1-11 1/2
20 STX-S	20 STX-SS		1 1/4	28, 30, 32	1 5/8-12	1 1/4-11 1/2
-	24 STX-SS		2		1 7/8-12	1 1/2-11 1/2

F3MX - Male stud connector - BSPT



Part number Steel	Tube Outside Diameter		Thread BSPT
	inch	mm	
4F3MXS	1/4	6	1/8-28
4-4F3MXS	1/4	6	1/4-19
5-4F3MXS	5/16	8	1/4-19
6F3MXS	3/8	10	1/4-19
6-6F3MXS	3/8	10	3/8-19
6-8F3MXS	3/8	10	1/2-14
8F3MXS	1/2	12	3/8-19
8-4F3MXS	1/2	12	1/4-19
8-8F3MXS	1/2	12	1/2-14
10F3MXS	5/8	14, 15, 16	1/2-14
12F3MXS	3/4	18, 20	3/4-14
16F3MXS	1	25	1-11

C3MX - Male stud elbow - BSPT



Part number Steel	Tube Outside Diameter		Thread BSPT
	inch	mm	
4C3MXS	1/4	6	1/8-28
4-4C3MXS	1/4	6	1/4-19
6C3MXS	3/8	10	1/4-19
6-6C3MXS	3/8	10	3/8-19
8C3MXS	1/2	12	3/8-19
8-8C3MXS	1/2	12	1/2-14
10C3MXS	5/8	14, 15, 16	1/2-14

F40MX - Male stud connector - BSPP - O-Ring



Part number Steel	Tube Outside Diameter		Thread BSPP
	inch	mm	
4F40MXS	1/4	6	1/8-28
4-4F40MXS	1/4	6	1/4-19
4-6F40MXS	1/4	6	3/8-19
4-8F40MXS	1/4	6	1/2-14
5-4F40MXS	5/16	8	1/4-19
5-6F40MXS	5/16	8	3/8-19
6F40MXS	3/8	10	1/4-19
6-2F40MXS	3/8	10	1/8-28
6-6F40MXS	3/8	10	3/8-19
6-8F40MXS	3/8	10	1/2-14
8F40MXS	1/2	12	3/8-19
8-4F40MXS	1/2	12	1/4-19
8-8F40MXS	1/2	12	1/2-14
8-12F40MXS	1/2	12	3/4-14
10F40MXS	5/8	14, 15, 16	1/2-14
10-6F40MXS	5/8	14, 15, 16	3/8-19
10-12F40MXS	5/8	14, 15, 16	3/4-14
12F40MXS	3/4	18, 20	3/4-14
12-8F40MXS	3/4	18, 20	1/2-14
12-16F40MXS	3/4	18, 20	1-11
16F40MXS	1	25	1-11
16-12F40MXS	1	25	3/4-14
16-20F40MXS	1	25	1 1/4-11
20F40MXS	1 1/4	28, 30, 32	1 1/4-11
20-16F40MXS	1 1/4	28, 30, 32	1-11
20-24F40MXS	1 1/4	28, 30, 32	1 1/2-11
24F40MXS	1 1/2	35, 38	1 1/2-11
24-20F40MXS	1 1/2	35, 38	1 1/4-11

1 F42EDMX - Male stud connector - BSPP - EOlastic seal



Part number	Steel	Stainless Steel	Tube Outside Diameter		Thread BSPP
			inch	mm	
4F42EDMXS		4F42EDMXSS	1/4	6	1/8-28
4-4F42EDMXS		4-4F42EDMXSS	1/4	6	1/4-19
4-6F42EDMXS		-	1/4	6	3/8-19
4-8F42EDMXS		-	1/4	6	1/2-14
5F42EDMXS		-	5/16	8	1/8-28
5-4F42EDMXS		-	5/16	8	1/4-19
5-6F42EDMXS		-	5/16	8	3/8-19
6F42EDMXS		6F42EDMXSS	3/8	10	1/4-19
6-2F42EDMXS		-	3/8	10	1/8-28
6-6F42EDMXS		6-6F42EDMXSS	3/8	10	3/8-19
6-8F42EDMXS		6-8F42EDMXSS	3/8	10	1/2-14
8F42EDMXS		8F42EDMXSS	1/2	12	3/8-19
8-4F42EDMXS		-	1/2	12	1/4-19
8-8F42EDMXS		8-8F42EDMXSS	1/2	12	1/2-14
8-12F42EDMXS		-	1/2	12	3/4-14
10F42EDMXS		10F42EDMXSS	5/8	14, 15, 16	1/2-14
10-6F42EDMXS		-	5/8	14, 15, 16	3/8-19
10-12F42EDMXS		-	5/8	14, 15, 16	3/4-14
10-16F42EDMXS		-	5/8	14, 15, 16	1-11
12F42EDMXS		12F42EDMXSS	3/4	18, 20	3/4-14
12-6F42EDMXS		-	3/4	18, 20	3/8-19
12-8F42EDMXS		12-8F42EDMXSS	3/4	18, 20	1/2-14
12-16F42EDMXS		12-16F42EDMXSS	3/4	18, 20	1-11
16F42EDMXS		16F42EDMXSS	1	25	1-11
16-12F42EDMXS		16-12F42EDMXSS	1	25	3/4-14
16-20F42EDMXS		-	1	25	1 1/4-11
20F42EDMXS		20F42EDMXSS	1 1/4	28, 30, 32	1 1/4-11
20-16F42EDMXS		-	1 1/4	28, 30, 32	1 1/2-11
20-24F42EDMXS		-	1 1/4	28, 30, 32	1 1/2-11
24F42EDMXS		-	1 1/2	35, 38	1 1/2-11
24-20F42EDMXS		-	1 1/2	35, 38	1 1/4-11

C40MX - Male stud elbow - BSPP - O-Ring



Part number	Steel	Stainless Steel	Tube Outside Diameter		Thread BSPP
			inch	mm	
4C40MXS		4C40MXSS	1/4	6	1/8-28
4-4C40MXS		-	1/4	6	1/4-19
5-4C40MXS		-	5/16	8	1/4-19
6C40MXS		6C40MXSS	3/8	10	1/4-19
6-6C40MXS		6-6C40MXSS	3/8	10	3/8-19
6-8C40MXS		-	3/8	10	1/2-14
8C40MXS		8C40MXSS	1/2	12	3/8-19
8-4C40MXS		-	1/2	12	1/4-19
8-8C40MXS		8-8C40MXSS	1/2	12	1/2-14
8-12C40MXS		8-12C40MXSS	1/2	12	3/4-14
10C40MXS		10C40MXSS	5/8	14, 15, 16	1/2-14
10-6C40MXS		-	5/8	14, 15, 16	3/8-19
10-12C40MXS		-	5/8	14, 15, 16	3/4-14
12C40MXS		12C40MXSS	3/4	18, 20	3/4-14
12-8C40MXS		12-8C40MXSS	3/4	18, 20	1/2-14
12-16C40MXS		-	3/4	18, 20	1-11
16C40MXS		16C40MXSS	1	25	1-11
16-12C40MXS		16-12C40MXSS	1	25	3/4-14
20C40MXS		20C40MXSS	1 1/4	28, 30, 32	1 1/4-11
20-16C40MXS		-	1 1/4	28, 30, 32	1-11
24C40MXS		24C40MXSS	1 1/2	35, 38	1 1/2-11

V40MX - 45° male stud elbow - BSPP - O-Ring



Part number Steel	Tube Outside Diameter		Thread BSPP
	inch	mm	
4V40MXS	1/4	6	1/8-28
6V40MXS	3/8	10	1/4-19
6-6V40MXS	3/8	10	3/8-19
6-8V40MXS	3/8	10	1/2-14
8V40MXS	1/2	12	3/8-19
8-8V40MXS	1/2	12	1/2-14
10V40MXS	5/8	14, 15, 16	1/2-14
12V40MXS	3/4	18, 20	3/4-14
16V40MXS	1	25	1-11
20V40MXS	1 1/4	28, 30, 32	1 1/4-11
24V40MXS	1 1/2	35, 38	1 1/2-11

R40MX - Male stud run tee - BSPP - O-Ring



Part number Steel	Tube Outside Diameter		Thread BSPP
	inch	mm	
4R40MXS	1/4	6	1/8-28
6R40MXS	3/8	10	1/4-19
8R40MXS	1/2	12	3/8-19
10R40MXS	5/8	14, 15, 16	1/2-14
12R40MXS	3/4	18, 20	3/4-14
16R40MXS	1	25	1-11
20R40MXS	1 1/4	28, 30, 32	1 1/4-11

S40MX - Male stud branch tee - BSPP - O-Ring



Part number Steel	Tube Outside Diameter		Thread BSPP
	inch	mm	
4S40MXS	1/4	6	1/8-28
6S40MXS	3/8	10	1/4-19
8S40MXS	1/2	12	3/8-19
10S40MXS	5/8	14, 15, 16	1/2-14
12S40MXS	3/4	18, 20	3/4-14
16S40MXS	1	25	1-11
20S40MXS	1 1/4	28, 30, 32	1 1/4-11

1 F50MX - Male stud connector - UNF - O-Ring



Part number Steel	Tube Outside Diameter		Thread UNF
	inch	mm	
4F50MXS	1/4	6	7/16-20
4-6F50MXS	1/4	6	9/16-18
5F50MXS	5/16	8	1/2-20
5-6 F50X-S	5/16	8	9/16-18
6F50MXS	3/8	10	9/16-18
6-4 F50X-S	3/8	10	7/16-20
6-5 F50X-S	3/8	10	1/2-20
6-8F50MXS	3/8	10	3/4-16
8F50MXS	1/2	12	3/4-16
8-6F50MXS	1/2	12	9/16-18
8-10F50MXS	1/2	12	7/8-14
8-12F50MXS	1/2	12	1 1/16-12
10F50MXS	5/8	14, 15, 16	7/8-14
10-8F50MXS	5/8	14, 15, 16	3/4-16
10-12F50MXS	5/8	14, 15, 16	1 1/16-12
12F50MXS	3/4	18, 20	1 1/16-12
12-10F50MXS	3/4	18, 20	7/8-14
12-16F50MXS	3/4	18, 20	1 5/16-12
16F50MXS	1	25	1 5/16-12
16-12F50MXS	1	25	1 1/16-12
20F50MXS	1 1/4	28, 30, 32	1 5/8-12

C50MX - Male stud elbow - UNF - O-Ring



Part number Steel	Tube Outside Diameter		Thread UNF
	inch	mm	
4C50MXS	1/4	6	7/16-20
4-6 C50X-S	1/4	6	9/16-18
5C50MXS	5/16	8	1/2-20
5-4 C50X-S	5/16	8	7/16-18
5-6 C50X-S	5/16	8	9/16-18
6C50MXS	3/8	10	9/16-18
6-4 C50X-S	3/8	10	7/16-20
6-5 C50X-S	3/8	10	1/2-20
6-10 C50X-S	3/8	10	7/8-14
8C50MXS	1/2	12	3/4-16
8-4 C50X-S	1/2	12	7/16-18
8-6 C50X-S	1/2	12	9/16-18
8-10C50MXS	1/2	12	7/8-14
8-16 C50X-S	1/2	12	1 5/16-12
10C50MXS	5/8	14, 15, 16	7/8-14
10-8 C50X-S	5/8	14, 15, 16	3/4-16
10-12 C50X-S	5/8	14, 15, 16	1 1/16-12
10-16 C50X-S	5/8	14, 15, 16	1 5/16-12
12C50MXS	3/4	18, 20	1 1/16-12
12-8 C50X-S	3/4	18, 20	3/4-16
12-10C50MXS	3/4	18, 20	7/8-14
12-16 C50X-S	3/4	18, 20	1 5/16-12
16C50MXS	1	25	1 5/16-12
16-12 C50X-S	1	25	1 1/16-12
16-20 C50X-S	1	25	1 5/8-12
20 C50X-S	1 1/4	28, 30, 32	1 5/8-12
20-16 C50X-S	1 1/4	28, 30, 32	1 5/16-12
20-24 C50X-S	1 1/4	28, 30, 32	1 7/8-12
24 C50X-S	1 1/2	35, 38	1 7/8-12
24-20 C50X-S	1 1/2	35, 38	1 5/8-12

V50MX - 45° male stud elbow - UNF - O-Ring



Part number Steel	Tube Outside Diameter		Thread UNF
	inch	mm	
4 V50X-S	1/4	6	7/16-20
5 V50X-S	5/16	8	1/2-20
6 V50X-S	3/8	10	9/16-18
6-8 V50X-S	3/8	10	3/4-16
8 V50X-S	1/2	12	3/4-16
8-6 V50X-S	1/2	12	9/16-18
8-10 V50X-S	1/2	12	7/8-14
12 V50X-S	3/4	18, 20	1 1/16-12
12-10 V50X-S	3/4	18, 20	7/8-14
14 V50X-S	7/8	22	1 3/16-12
16 V50X-S	1	25	1 5/16-12
20 V50X-S	1 1/4	28, 30, 32	1 5/8-12
24 V50X-S	1 1/2	35, 38	1 7/8-12

R50MX - Male stud run tee - UNF - O-Ring



Part number Steel	Tube Outside Diameter		Thread UNF
	inch	mm	
4 R50X-S	1/4	6	7/16-20
5 R50X-S	5/16	8	1/2-20
8R50MXS	1/2	12	3/4-16
10 R50X-S	5/8	14, 15, 16	7/8-14
12 R50X-S	3/4	18, 20	1 1/16-12
16 R50X-S	1	25	1 5/16-12
20 R50X-S	1 1/4	28, 30, 32	1 5/8-12
24 R50X-S	1 1/2	35, 38	1 7/8-12

S50MX - Male stud branch tee - UNF - O-Ring



Part number Steel	Tube Outside Diameter		Thread UNF
	inch	mm	
4S50MXS	1/4	6	7/16-20
5 S50X-S	5/16	8	1/2-20
6S50MXS	3/8	10	9/16-18
8S50MXS	1/2	12	3/4-16
10S50MXS	5/8	14, 15, 16	7/8-14
12 S50X-S	3/4	18, 20	1 1/16-12
16 S50X-S	1	25	1 5/16-12
24 S50X-S	1 1/2	35, 38	1 7/8-12

F870MX - Male stud connector - Metric - O-Ring - ISO 6149



Part number Steel	Tube Outside Diameter		Thread Metric
	inch	mm	
4M10F870MXS	1/4	6	M10x1
5M12F870MXS	5/16	8	M12x1.5
6M14F870MXS	3/8	10	M14x1.5
6M16F870MXS	3/8	10	M16x1.5
8M14F870MXS	1/2	12	M14x1.5
8M16F870MXS	1/2	12	M16x1.5
8M18F870MXS	1/2	12	M18x1.5
10M18F870MXS	5/8	14, 15, 16	M18x1.5
10M22F870MXS	5/8	14, 15, 16	M22x1.5
12M22F870MXS	3/4	18, 20	M22x1.5
16M27F870MXS	1	25	M27x2
16M33F870MXS	1	25	M33x2

C870MX - Male stud elbow - Metric - O-Ring - ISO 6149



Part number Steel	Tube Outside Diameter		Thread Metric
	inch	mm	
4M12C870MXS	1/4	6	M12x1.5
5M12C870MXS	5/16	8	M12x1.5
6M14C870MXS	3/8	10	M14x1.5
6M16C870MXS	3/8	10	M16x1.5
8M16C870MXS	1/2	10	M16x1.5
8M18C870MXS	1/2	12	M18x1.5
10M18C870MXS	5/8	14, 15, 16	M18x1.5
10M22C870MXS	5/8	14, 15, 16	M22x1.5
12M22C870MXS	3/4	18, 20	M22x1.5
16M27C870MXS	1	25	M27x2
20M42C870MXS	1 1/4	28, 30, 32	M42x2

F80MX - Male stud connector - Metric - O-Ring



Part number Steel	Tube Outside Diameter		Thread Metric
	inch	mm	
4M10F80MXS	1/4	6	M10x1
5M12F80MXS	5/16	8	M12x1.5
6M14F80MXS	3/8	10	M14x1.5
6M16F80MXS	3/8	10	M16x1.5
8M16F80MXS	1/2	12	M16x1.5
8M18F80MXS	1/2	12	M18x1.5
8M22F80MXS	1/2	12	M22x1.5
10M18F80MXS	5/8	14, 15, 16	M18x1.5
10M22F80MXS	5/8	14, 15, 16	M22x1.5
12M22F80MXS	3/4	18, 20	M22x1.5
12M27F80MXS	3/4	18, 20	M27x2
16M33F80MXS	1	25	M33x2
20M42F80MXS	1 1/4	28, 30, 32	M42x2

F82EDMX - Male stud connector - Metric - EOlastic seal



Part number Steel	Tube Outside Diameter		Thread Metric
	inch	mm	
4M10F82EDMXS	1/4	6	M10x1
5M12F82EDMXS	5/16	8	M12x1.5
6M12F82EDMXS	3/8	10	M12x1.5
6M14F82EDMXS	3/8	10	M14x1.5
6M16F82EDMXS	3/8	10	M16x1.5
6M18F82EDMXS	3/8	10	M18x1.5
8M14F82EDMXS	1/2	12	M14x1.5
8M16F82EDMXS	1/2	12	M16x1.5
8M18F82EDMXS	1/2	12	M18x1.5
10M18F82EDMXS	5/8	14, 15, 16	M18x1.5
10M22F82EDMXS	5/8	14, 15, 16	M22x1.5
12M18F82EDMXS	3/4	18, 20	M18x1.5
12M22F82EDMXS	3/4	18, 20	M22x1.5
16M33F82EDMXS	25	1	M33x2
20M42F82EDMXS	1 1/4	28, 30, 32	M42x2
24M48F82EDMXS	1 1/2	35, 38	M48x2

C80MX - Male stud elbow - Metric - O-Ring



Part number Steel	Tube Outside Diameter		Thread Metric
	inch	mm	
4M10C80MXS	1/4	6	M10x1
5M12C80MXS	5/16	8	M12x1.5
6M14C80MXS	3/8	10	M14x1.5
6M16C80MXS	3/8	10	M16x1.5
8M16C80MXS	1/2	12	M16x1.5
8M18C80MXS	1/2	12	M18x1.5
10M18C80MXS	5/8	14, 15, 16	M18x1.5
10M20C80MXS	5/8	14, 15, 16	M20x1.5
10M22C80MXS	5/8	14, 15, 16	M22x1.5
12M22C80MXS	3/4	18, 20	M22x1.5
12M27C80MXS	3/4	18, 20	M27x2
16M33C80MXS	1	25	M33x2
20M42C80MXS	1 1/4	28, 30, 32	M42x2
24M48C80MXS	1 1/2	35, 38	M48x2

GMTX - Female connector



Part number Steel	Tube Outside Diameter	
	inch	mm
4 GTX-S	1/4	6
5 GTX-S	5/16	8
5-4 GTX-S	5/16	8
6-6 GTX-S	3/8	10
8 GTX-S	1/2	12
8-4 GTX-S	1/2	12
8-8 GTX-S	1/2	12
8-12 GTX-S	1/2	12
10 GTX-S	5/8	14, 15, 16
10-12 GTX-S	5/8	14, 15, 16
12 GTX-S	3/4	18, 20
12-8 GTX-S	3/4	18, 20
16 GTX-S	1	25
20 GTX-S	1 1/4	28, 30, 32
24 GTX-S	1 1/2	35, 38
32 GTX-S	2	

1

DMTX - Female elbow connector



Part number	Tube Outside Diameter	
	inch	mm
4 DTX-S	1/4	6
4-4 DTX-S	1/4	6
5 DTX-S	5/16	8
5-4 DTX-S	5/16	8
6 DTX-S	3/8	10
6-2 DTX-S	3/8	10
6-6 DTX-S	3/8	10
8 DTX-S	1/2	12
8-4 DTX-S	1/2	12
10 DTX-S	5/8	14, 15, 16
12-8 DTX-S	3/4	18, 20
16 DTX-S	1	25
20 DTX-S	1 1/4	28, 30, 32
24 DTX-S	1 1/2	35, 38

OTX - Female branch tee



Part number	Tube Outside Diameter	
	inch	mm
4 OTX-S	1/4	6
5 OTX-S	5/16	8
6 OTX-S	3/8	10
8 OTX-S	1/2	12
10 OTX-S	5/8	14, 15, 16
12 OTX-S	3/4	18, 20
16 OTX-S	1	25
20 OTX-S	1 1/4	28, 30, 32
24 OTX-S	1 1/2	35, 38

MTX - Female run tee



Part number	Tube Outside Diameter		Thread	
	inch	mm	UN/UNF-2A	NPT/NPTF
4 MTX-S	1/4	6	7/16-20	1/8-27
6 MTX-S	3/8	10	9/16-18	1/4-18
8 MTX-S	1/2	12	3/4-16	3/8-18
10 MTX-S	5/8	14, 15, 16	7/8-14	1/2-14
12 MTX-S	3/4	18, 20	1 1/16-12	3/4-14
16 MTX-S	1	25	1 5/16-12	1-11 1/2
20 MTX-S	1 1/4	28, 30, 32	1 5/8-12	1 1/4-11 1/2

G6X - Swivel connector female



Part number	Steel	Stainless Steel	Tube Outside Diameter		Thread	
			inch	mm	UN/UNF-2B	NPT/NPTF
4 G6X-S	4 G6X-SS		1/4	6	7/16-20	1/8-27
4-4 G6X-S	4-4 G6X-SS		1/4	6	7/16-20	1/4-18
6 G6X-S	6 G6X-SS		3/8	10	9/16-18	1/4-18
6-6 G6X-S	6-6 G6X-SS		3/8	10	9/16-18	3/8-18
8 G6X-S	8 G6X-SS		1/2	12	3/4-16	3/8-18
8-8 G6X-S	8-8 G6X-SS		1/2	12	3/4-16	1/2-14
10 G6X-S	10 G6X-SS		5/8	14, 15, 16	7/8-14	1/2-14
12 G6X-S	12 G6X-SS		3/4	18, 20	1 1/16-12	3/4-14
16 G6X-S	16 G6X-SS		1	25	1 5/16-12	1-11 1/2
20 G6X-S	20 G6X-SS		1 1/4	28, 30, 32	1 5/8-12	1 1/4-11 1/2
24 G6X-S	24 G6X-SS		1 1/2	35, 38	1 7/8-12	1 1/2-12 1/2

G4MX - Female connector - BSPP



Part number	Tube Outside Diameter		Thread
	inch	mm	
4G4MXS	1/4	6	1/8-28
4-4G4MXS	1/4	6	1/4-19
6G4MXS	3/8	10	1/4-19
6-6G4MXS	3/8	10	3/8-19
8G4MXS	1/2	12	3/8-19
8-8G4MXS	1/2	12	1/2-14
10G4MXS	5/8	14, 15, 16	1/2-14
12G4MXS	3/4	18, 20	3/4-14
16G4MXS	1	25	1-11
20G4MXS	1 1/4	28, 30, 32	1 1/4-11
24G4MXS	1 1/2	35, 38	1 1/2-11

G4MXMO - Pressure gauge connector female - BSPP



Part number	Tube Outside Diameter		Thread
	inch	mm	
4-4G4MXSMO	1/4	6	1/4-19
5-4G4MXSMO	5/16	8	1/4-19
6G4MXSMO	3/8	10	1/4-19

TT4MX - Test point connection female - BSPP



Part number	Tube Outside Diameter		Thread	
	inch	mm	BSPP	UN/UNF-2B
4TT4MXS	1/4	6	1/4-19	7/16-20
5TT4MXS	5/16	8	1/4-19	1/2-20
6TT4MXS	3/8	10	1/4-19	9/16-18
8TT4MXS	1/2	12	1/4-19	3/4-16
10TT4MXS	5/8	14, 15, 16	1/4-19	7/8-14
12TT4XS	3/4	18, 20	1/4-19	1 1/16-12
16TT4XS	1	25	1/4-19	1 5/16-12
20TT4XS	1 1/4	28, 30, 32	1/4-19	1 5/8-12
24TT4XS	1 1/2	35, 38	1/4-19	1 7/8-12

1

F6MX - Swivel male stud



Part number Steel	Tube Outside Diameter	
	inch	mm
4 F6X-S	1/4	6
4-4 F6X-S	1/4	6
5-4 F6X-S	8	5/16
6 F6X-S	3/8	10
8 F6X-S	1/2	12
10 F6X-S	5/8	14, 15, 16
12 F6X-S	3/4	18, 20
12-8 F6X-S	3/4	18, 20
16 F6X-S	1	25
16-12 F6X-S	1	25
20 F6X-S	1 1/4	28, 30, 32
24 F6X-S	1 1/2	35, 38

F640MX - Swivel male stud - BSPP - O-Ring



Part number Steel	Tube Outside Diameter		Thread BSPP
	inch	mm	
4F640MXS	1/4	6	1/8-28
6F640MXS	3/8	10	1/4-19
6-6F640MXS	3/8	10	3/8-19
8F640MXS	1/2	12	3/8-19
8-4F640MXS	1/2	12	1/4-19
8-8F640MXS	1/2	12	1/2-14
10F640MXS	5/8	14, 15, 16	1/2-14
12F640MXS	3/4	18, 20	3/4-14
16F640MXS	1	25	1-11
20F640MXS	1 1/4	28, 30, 32	1 1/4-11
24F640MXS	1 1/2	35, 38	1 1/2-11

F642EDMX - Swivel male stud - BSPP - E0lastic seal



Part number Steel	Tube Outside Diameter		Thread BSPP
	inch	mm	
4F642EDMXS	1/4	6	1/8-28
4-4F642EDMXS	1/4	6	1/4-19
5-4F642EDMXS	5/16	8	1/4-19
6F642EDMXS	3/8	10	1/4-19
6-6F642EDMXS	3/8	10	3/8-19
8F642EDMXS	1/2	12	3/8-19
8-4F642EDMXS	1/2	12	1/4-19
8-8F642EDMXS	1/2	12	1/2-14
10F642EDMXS	5/8	14, 15, 16	1/2-14
10-6F642EDMXS	5/8	14, 15, 16	3/8-19
12F642EDMXS	3/4	18, 20	3/4-14
12-8F642EDMXS	3/4	18, 20	1/2-14
16F642EDMXS	1	25	1-11
16-12F642EDMXS	1	25	3/4-14
20F642EDMXS	1 1/4	28, 30, 33	1 1/4-11
24F642EDMXS	1 1/2	35, 38	1 1/2-11

F650MX - Swivel male stud - UNF



Part number Steel	Tube Outside Diameter		Thread UNF
	inch	mm	
4F650MXS	1/4	6	7/16-20
6F650MXS	3/8	10	9/16-18
8 F650X-S	1/2	12	3/4-16
10 F650X-S	5/8	14, 15, 16	7/8-14
12F650MXS	3/4	18, 20	1 1/16-12
16F650MXS	1	25	1 5/16-12
20 F650X-S	1 1/4	28, 30, 32	1 5/8-12

F6870MX - Swivel male stud - Metric - ISO 6149



Part number Steel	Tube Outside Diameter		Thread Metric
	inch	mm	
4M10F6870MXS	1/4	6	M10x1
6M16F6870MXS	3/8	10	M16x1.5
8M18F6870MXS	1/2	12	M18x1.5
12M27F6870MXS	3/4	18, 20	M27x2
16M33F6870MXS	1	25	M33x2
20M42F6870MXS	1 1/4	28, 30, 32	M42x2

C6MX - Swivel nut elbow



Part number Steel	Stainless Steel	Tube Outside Diameter	
		inch	mm
4C6MXS	4C6MXSS	1/4	6
5C6MXS	-	5/16	8
6C6MXS	6C6MXSS	3/8	10
8C6MXS	8C6MXSS	1/2	12
10C6MXS	10C6MXSS	5/8	14, 15, 16
12C6MXS	12C6MXSS	3/4	18, 20
16C6MXS	16C6MXSS	1	25
20 C6X-S	20C6MXSS	1 1/4	28, 30, 32
24 C6X-S	24C6MXSS	1 1/2	35, 38
32 C6X-S	-	2	

V6MX - 45° swivel nut elbow



Part number		Tube Outside Diameter	
Steel	Stainless Steel	inch	mm
4 V6X-S	4 V6X-SS	1/4	6
5 V6X-S	-	5/16	8
6 V6X-S	6 V6X-SS	3/8	10
8V6MXS	-	1/2	12
10 V6X-S	10 V6X-SS	5/8	14, 15, 16
12 V6X-S	12 V6X-SS	3/4	18, 20
16 V6X-S	16 V6X-SS	1	25
20 V6X-S	20 V6X-SS	1 1/4	28, 30, 32
24 V6X-S	24 V6X-SS	1 1/2	35, 38

R6MX - Swivel nut run tee



Part number	Tube Outside Diameter	
Steel	inch	mm
4 R6X-S	1/4	6
5R6MXS	5/16	8
6R6MXS	3/8	10
8R6MXS	1/2	12
10R6MXS	5/8	14, 15, 16
12R6MXS	3/4	18, 20
16R6MXS	1	25
20R6MXS	1 1/4	28, 30, 32
24 R6X-S	1 1/2	35, 38

S6MX - Swivel nut branch tee



Part number	Tube Outside Diameter	
Steel	inch	mm
4 S6X-S	1/4	6
5S6MXS	5/16	8
6S6MXS	3/8	10
8S6MXS	1/2	12
10S6MXS	5/8	14, 15, 16
12S6MXS	3/4	18, 20
16S6MXS	1	25
20 S6X-S	1 1/4	28, 30, 32
24 S6X-S	1 1/2	35, 38

BMTX - Metric nut



Part number	Tube Outside Diameter		Thread	
Steel	Stainless Steel	inch	mm	
4BMTXS	4BMTXSS	1/4	6	7/16-20
5BMTXS	5BMTXSS	5/16	8	1/2-20
6BMTXS	6BMTXSS	10	3/8	9/16-18
8BMTXS	8BMTXSS	1/2	12	3/4-16
10BMTXS	10BMTXSS	5/8	14, 15, 16	7/8-14
12BMTXS	12BMTXSS	3/4	18, 20	1 1/16-12
16BMTXS	16BMTXSS	1	25	1 5/16-12
20BMTXS	20BMTXSS	1 1/4	28, 30, 32	1 5/8-12
24BMTXS	24BMTXSS	1 1/2	35, 38	1 7/8-12

TX - Sleeve



Part number		Tube Outside Diameter
Steel	Stainless Steel	mm
TXS6	TXSS6	6
TXS8	TXSS8	8
TXS10	TXSS10	10
TXS12	TXSS12	12
TXS15	-	15
TXS16	TXSS16	16
TXS18	-	18
TXS20	TXSS20	20
TXS25	TXSS25	25
TXS28	-	28
TXS30	TXSS30	30
TXS32	-	32
TXS35	-	35
TXS38	TXSS38	38

TRMTX - Tube end reducer



Part number	Outside Diameter			
	Tube 1 inch	Tube 2 inch	Tube 1 mm	Tube 2 mm
6-4TRTXS	3/8	1/4	10	6
8-4TRTXS	1/2	1/4	12	6
8-5TRTXS	1/2	5/16	12	8
8-6TRTXS	1/2	3/8	12	10
10-4 TRTX-S	5/8	1/4	14, 15, 16	6
10-6TRTXS	5/8	3/8	14, 15, 16	10
10-8TRMTXS	5/8	1/2	14, 15, 16	12
12-4 TRTX-S	3/4	1/4	18, 20	6
12-6TRTXS	3/4	3/8	18, 20	10
12-8TRTXS	3/4	1/2	18, 20	12
12-10TRMTXS	3/4	5/8	18, 20	14, 15, 16
16-6TRTXS	1	3/8	25	10
16-10TRTXS	1	5/8	25	14, 15, 16
16-12TRTXS	1	3/4	25	18, 20
20-12 TRTX-S	1 1/4	3/4	28, 30, 32	18, 20
20-16TRTXS	1 1/4	1	28, 30, 32	25
24-16TRTXS	1 1/2	1	35, 38	25
24-20 TRTX-S	1 1/2	1 1/4	35, 38	28, 30, 32

Form A Fixed Female Style.

For Form B, a BTX- or BTMX- nut is required (to be ordered separately).

1

FNMTX - Cap



Part number	Tube Outside Diameter	
	inch	mm
4FNMTXS	1/4	6
5FNMTXS	5/16	8
6FNMTXS	3/8	10
8FNMTXS	1/2	12
10FNMTXS	5/8	14, 15, 16
12FNMTXS	3/4	18, 20
16FNMTXS	1	25
20FNMTXS	1 1/4	28, 30, 32
24FNMTXS	1 1/2	35, 38

PNMTX - Plug



Part number	Tube Outside Diameter	
	inch	mm
4PNMTXS	1/4	6
6PNMTXS	3/8	10
8PNMTXS	1/2	12
10PNMTXS	5/8	14, 15, 16
12PNMTXS	3/4	18, 20
16 PNTX-S	1	25
20 PNTX-S	1 1/4	28, 30, 32
24 PNTX-S	1 1/2	35, 38

XHLO - Conversion union Triple-Lok® to O-Lok®



Part number	Tube Outside Diameter		Thread	
	inch	mm	UN/UNF-2A	
			JIC	ORFS
4 XHLO-S	1/4	6	7/16-20	9/16-18
6 XHLO-S	5/16, 3/8	8, 10	9/16-18	11/16-16
8 XHLO-S	1/2	12	3/4-16	13/16-16
10 XHLO-S	5/8	14, 15, 16	7/8-14	1-14
12 XHLO-S	3/4	18, 20	1 1/16-12	1 3/16-12
16 XHLO-S	1	22, 25	1 5/16-12	1 7/16-12
20 XHLO-S	1 1/4	28, 30, 32	1 5/8-12	1 11/16-12
24 XHLO-S	1 1/2	35, 38	1 7/8-12	2-12

XHL6 - Conversion swivel nut connector Triple-Lok® to O-Lok®



Part number	Tube Outside Diameter		Thread	
	inch	mm	UN/UNF-2A	
			JIC	ORFS
4 XHL6-S	1/4	6	7/16-20	9/16-18
6 XHL6-S	5/16, 3/8	8, 10	9/16-18	11/16-16
8 XHL6-S	1/2	12	3/4-16	13/16-16
10 XHL6-S	5/8	14, 15, 16	7/8-14	1-14
12 XHL6-S	3/4	18, 20	1 1/16-12	1 3/16-12
16 XHL6-S	1	22, 25	1 5/16-12	1 7/16-12
20 XHL6-S	1 1/4	28, 30, 32	1 5/8-12	1 11/16-12

LOHX6 - Conversion swivel nut connector Triple-Lok® to O-Lok®



Part number	Tube Outside Diameter		Thread	
	inch	mm	UN/UNF-2A	
			JIC	ORFS
4 LOHX6-S	1/4	6	7/16-20	9/16-18
6 LOHX6-S	5/16, 3/8	8, 10	9/16-18	11/16-16
8 LOHX6-S	1/2	12	3/4-16	13/16-16
10 LOHX6-S	5/8	14, 15, 16	7/8-14	1-14
12 LOHX6-S	3/4	18, 20	1 1/16-12	1 3/16-12
16 LOHX6-S	1	22, 25	1 5/16-12	1 7/16-12

O-Ring - NBR



Part number	Thread BSPP
6-002-N552-9	1/8
2-111-N552-9	1/4
2-113-N552-9	3/8
5-256-N552-9	1/2
2-119-N552-9	3/4
2-217-N552-9	1
2-222-N552-9	1 1/4
2-224-N552-9	1 1/2

- Description:**
- The orbital tube forming process flanges hydraulic tube in a progressive action, resulting in a 90° flange with a superior surface finish on the sealing area.
 - The Parflange® process is faster, more flexible, more cost effective, and more environmentally safe than brazing alternatives.
 - The Parflange® / O-Lok® fitting combination is approved by major OEMs worldwide, and is part of Parker's Dry Technology leak-free programme.
- Material:**
- Steel, Stainless Steel.
- Product range:**
- Tube outside diameter 6 to 50 mm.
 - Tube outside diameter 1/4" to 2".
- Nominal pressure PN:**
- Size 6 : up to 630 bar.
 - Size 8 : up to 630 bar.
 - Size 20 : up to 420 bar.
 - Size 24 : up to 350 bar.
 - Size 32 : up to 210 bar.

- Advantages:**
- The O-Lok® system provides leak-free, "fit and forget" performance due to the elastomeric sealing design.
 - Pressure ratings up to 630 bar.
 - Available in steel, stainless steel and brass (on request).
 - The Parflange® tube preparation system flanges the tube end to 90 degrees.
 - Available in sizes to suit from 6 mm to 38 mm or hose sizes -4 to -24.
 - Thanks to no component deformation or tube forming during the final assembly, the O-Lok® fitting is exceptionally easy to assemble.
 - No tube entry.
 - Available as standard in over forty basic body styles.
 - Conform to the relevant international standards (SAE J1453 and ISO 8434-3).

- Benefits:**
- No more leaks.
 - Longer life service.
 - Give a high quality seal face against the O-Ring seal of the fitting. Metric nut.
 - Requiring lower assembly torque than comparable fittings of similar operating pressure.
 - Short assembly tightening angle means much easier assembly in areas with poor access or little space.
 - Due to the design, quality checking prior to final assembly is simple and therefore reliable.
 - During maintenance, easier disassembly of hydraulic components without completely stripping the line.
 - Worldwide availability.

HMLO - Union



Part number	Outside Diameter			
	Tube 1 inch	Tube 2 inch	Tube 1 mm	Tube 2 mm
4 HLO-S	1/4	1/4	6	6
6HMLOS	5/16, 3/8	5/16, 3/8	8, 10	8, 10
8HMLOS	1/2	1/2	12	12
10HMLOS	5/8	5/8	14, 15, 16	14, 15, 16
12HMLOS	3/4	3/4	18, 20	18, 20
16HMLOS	1	1	22, 25	22, 25
20 HLO-S	1 1/4	1 1/4	28, 30, 32	28, 30, 32
24 HLO-S	1 1/2	1 1/2	35, 38	35, 38

ELO - Union elbow



Part number	Tube Outside Diameter	
	inch	mm
4 ELO-S	1/4	6
6 ELO-S	5/16, 3/8	8, 10
8 ELO-S	1/2	12
10 ELO-S	5/8	14, 15, 16
12 ELO-S	3/4	18, 20
16 ELO-S	1	22, 25
20 ELO-S	1 1/4	28, 30, 32
24 ELO-S	1 1/2	35, 38

JMLO - Union tee



Part number Steel	Tube Outside Diameter	
	inch	mm
4JMLOS	1/4	6
6 JLO-S	5/16, 3/8	8, 10
8JMLOS	1/2	12
10 JLO-S	5/8	14, 15, 16
12 JLO-S	3/4	18, 20
16 JLO-S	1	22, 25
20 JLO-S	1 1/4	28, 30, 32
24 JLO-S	1 1/2	35, 38

KLO - Union cross



Part number Steel	Tube Outside Diameter	
	inch	mm
4 KLO-S	1/4	6
6 KLO-S	5/16, 3/8	8, 10
8 KLO-S	1/2	12
10 KLO-S	5/8	14, 15, 16
12 KLO-S	3/4	18, 20
16 KLO-S	1	22, 25
20 KLO-S	1 1/4	28, 30, 32

WMLO - Bulkhead union



Part number Steel	Tube Outside Diameter	
	inch	mm
4 WLO-WLNL-S	1/4	6
6WMLOWNMLS	5/16, 3/8	8, 10
8WMLOWNMLS	1/2	12
10WMLOWNMLS	5/8	14, 15, 16
12WMLOWNMLS	3/4	18, 20
16WMLOWNMLS	1	22, 25
20 WLO-WLNL-S	1 1/4	28, 30, 32
24 WLO-WLNL-S	1 1/2	35, 38

WLNML - Bulkhead locknut



Part number Steel	Thread
	UN/UNF-2B
4WLNMLS	9/16-18
6WLNMLS	11/16-16
8WLNMLS	13/16-16
10WLNMLS	1-14
12WLNMLS	1 3/16-12
16WLNMLS	1 7/16-12
20 WLNML-S	1 11/16-12
24 WLNML-S	2-12

1 F50MLO - Male stud connector - UNF - O-Ring



Part number Steel	Tube Outside Diameter		Thread UNF
	inch	mm	
4F50MLOS	1/4	6	7/16-20
4-5 F50LO-S	1/4	6	1/2-20
4-6F50MLOS	1/4	6	9/16-18
4-8 F50LO-S	1/4	6	3/4-16
6F50MLOS	5/16, 3/8	8, 10	9/16-18
6-4F50MLOS	5/16, 3/8	8, 10	7/16-20
6-5 F50LO-S	5/16, 3/8	8, 10	1/2-20
6-8F50MLOS	5/16, 3/8	8, 10	3/4-16
6-10F50MLOS	5/16, 3/8	8, 10	7/8-14
8F50MLOS	1/2	10	3/4-16
8-6F50MLOS	1/2	12	9/16-18
8-10F50MLOS	1/2	12	7/8-14
8-12F50MLOS	1/2	12	1 1/16-12
10F50MLOS	5/8	14, 15, 16	7/8-14
10-8F50MLOS	5/8	14, 15, 16	3/4-16
10-12F50MLOS	5/8	14, 15, 16	1 1/16-12
12F50MLOS	3/4	18, 20	1 1/16-12
12-8 F50LO-S	3/4	18, 20	3/4-16
12-10F50MLOS	3/4	18, 20	7/8-14
12-16F50MLOS	3/4	18, 20	1 5/16-12
16 F50LO-S	1	22, 25	1 5/16-12
16-12 F50LO-S	1	22, 25	1 1/16-12
16-20 F50LO-S	1	22, 25	1 5/8-12
20F50MLOS	1 1/4	28, 30, 32	1 5/8-12
20-16 F50LO-S	1 1/4	28, 30, 32	1 5/16-12
20-24 F50LO-S	1 1/4	28, 30, 32	1 7/8-12
24 F50LO-S	1 1/2	35, 38	1 7/8-12
24-20 F50LO-S	1 1/2	35, 38	1 5/8-12

C50MLO - Male stud elbow - UNF - O-Ring



Part number Steel	Tube Outside Diameter		Thread UNF
	inch	mm	
4 C50LO-S	1/4	6	7/16-20
4-6C50MLOS	1/4	6	9/16-18
6C50MLOS	5/16, 3/8	8, 10	9/16-18
6-4 C50LO-S	5/16, 3/8	8, 10	7/16-20
6-8C50MLOS	5/16, 3/8	8, 10	3/4-14
6-10 C50LO-S	5/16, 3/8	8, 10	7/8-14
8C50MLOS	1/2	12	3/4-16
8-6 C50LO-S	1/2	12	9/16-18
8-10C50MLOS	1/2	12	7/8-14
8-12 C50LO-S	1/2	12	1 1/16-12
10C50MLOS	5/8	14, 15, 16	7/8-14
10-8 C50LO-S	5/8	14, 15, 16	3/4-16
10-12 C50LO-S	5/8	14, 15, 16	1 1/16-12
12C50MLOS	3/4	18, 20	1 1/16-12
12-10C50MLOS	3/4	18, 20	7/8-14
12-16 C50LO-S	3/4	18, 20	1 5/16-12
16 C50LO-S	1	22, 25	1 5/16-12
16-12 C50LO-S	1	22, 25	1 1/16-12
16-20 C50LO-S	1	22, 25	1 5/8-12
20 C50LO-S	1 1/4	28, 30, 32	1 5/8-12
20-24 C50LO-S	1 1/4	28, 30, 32	1 7/8-12
24 C50LO-S	1 1/2	35, 38	1 7/8-12
24-20 C50LO-S	1 1/2	35, 38	1 5/8-12

V50MLO - 45° male stud elbow - UNF - O-Ring



Part number Steel	Tube Outside Diameter		Thread UNF
	inch	mm	
4V50MLOS	1/4	6	7/16-20
4-6 V50LO-S	1/4	6	9/16-18
6 V50LO-S	5/16, 3/8	8, 10	9/16-18
6-4 V50LO-S	5/16, 3/8	8, 10	7/16-20
6-8 V50LO-S	5/16, 3/8	8, 10	3/4-16
8V50MLOS	1/2	12	3/4-16
8-6 V50LO-S	1/2	12	9/16-18
8-10 V50LO-S	1/2	12	7/8-14
10 V50LO-S	5/8	14, 15, 16	7/8-14
10-8 V50LO-S	5/8	14, 15, 16	3/4-16
10-12 V50LO-S	5/8	14, 15, 16	1 1/16-12
12 V50LO-S	3/4	18, 20	1 1/16-12
12-10 V50LO-S	3/4	18, 20	7/8-14
12-16 V50LO-S	3/4	18, 20	1 5/16-12
16 V50LO-S	1	22, 25	1 5/16-12
16-20 V50LO-S	1	22, 25	1 5/8-12
20 V50LO-S	1 1/4	28, 30, 32	1 5/8-12
24 V50LO-S	1 1/2	35, 38	1 7/8-12

S50MLO - Male stud branch tee - UNF - O-Ring



Part number Steel	Tube Outside Diameter		Thread UNF
	inch	mm	
4 S50LO-S	1/4	6	7/16-20
6S50MLOS	5/16, 3/8	8, 10	9/16-18
6-6-8 S50LO-S	5/16, 3/8	8, 10	3/4-16
8 S50LO-S	1/2	12	3/4-16
10 S50LO-S	5/8	14, 15, 16	7/8-14
12 S50LO-S	3/4	18, 20	1 1/16-12
16 S50LO-S	1	22, 25	1 5/16-12
20 S50LO-S	1 1/4	28, 30, 32	1 5/8-12
24 S50LO-S	1 1/2	35, 38	1 7/8-12

R50MLO - Male stud run tee - UNF - O-Ring



Part number Steel	Tube Outside Diameter		Thread UNF
	inch	mm	
4 R50LO-S	1/4	6	7/16-20
6R50MLOS	5/16, 3/8	8, 10	9/16-18
8 R50LO-S	1/2	12	3/4-16
10 R50LO-S	5/8	14, 15, 16	7/8-14
12 R50LO-S	3/4	18, 20	1 1/16-12
16 R50LO-S	1	22, 25	1 5/16-12
20 R50LO-S	1 1/4	28, 30, 32	1 5/8-12
24 R50LO-S	1 1/2	35, 38	1 7/8-12

1 F42EDMLO - Male stud connector - BSPP - EOlastic seal



Part number Steel	Tube Outside Diameter		Thread BSPP
	inch	mm	
4F42EDMLOS	1/4	6	1/8
4-4F42EDMLOS	1/4	6	1/4
4-6F42EDMLOS	1/4	6	3/8
4-8F42EDMLOS	1/4	6	1/2
6F42EDMLOS	5/16, 3/8	8, 10	1/4
6-2F42EDMLOS	5/16, 3/8	8, 10	1/8
6-6F42EDMLOS	5/16, 3/8	8, 10	3/8
6-8F42EDMLOS	5/16, 3/8	8, 10	1/2
6-12F42EDMLOS	5/16, 3/8	8, 10	3/4
8F42EDMLOS	1/2	12	3/8
8-4F42EDMLOS	1/2	12	1/4
8-8F42EDMLOS	1/2	12	1/2
8-12F42EDMLOS	1/2	12	3/4
10F42EDMLOS	5/8	14, 15, 16	1/2
10-6F42EDMLOS	5/8	14, 15, 16	3/8
10-12F42EDMLOS	5/8	14, 15, 16	3/4
10-16F42EDMLOS	5/8	14, 15, 16	1
12F42EDMLOS	3/4	18, 20	3/4
12-8F42EDMLOS	3/4	18, 20	1/2
12-16F42EDMLOS	3/4	18, 20	1
16F42EDMLOS	1	22, 25	1
16-12F42EDMLOS	1	22, 25	3/4
16-20F42EDMLOS	1	22, 25	1 1/4
20F42EDMLOS	1 1/4	28, 30, 32	1 1/4
20-16F42EDMLOS	1 1/4	28, 30, 32	1
24F42EDMLOS	1 1/2	35, 38	1 1/2
24-20F42EDMLOS	1 1/2	35, 38	1 1/4

C40MLO - Male stud elbow - BSPP - O-Ring



Part number Steel	Tube Outside Diameter		Thread BSPP
	inch	mm	
4C40MLOS	1/4	6	1/8
4-4C40MLOS	1/4	6	1/4
4-6C40MLOS	1/4	6	3/8
6C40MLOS	5/16, 3/8	8, 10	1/4
6-6C40MLOS	5/16, 3/8	8, 10	3/8
6-8C40MLOS	5/16, 3/8	8, 10	1/2
8C40MLOS	1/2	12	3/8
8-4C40MLOS	1/2	12	1/4
8-8C40MLOS	1/2	12	1/2
8-12C40MLOS	1/2	12	3/4
10C40MLOS	5/8	14, 15, 16	1/2
10-6C40MLOS	5/8	14, 15, 16	3/8
10-12C40MLOS	5/8	14, 15, 16	3/4
12C40MLOS	3/4	18, 20	3/4
12-8C40MLOS	3/4	18, 20	1/2
12-16C40MLOS	3/4	18, 20	1
16C40MLOS	1	22, 25	1
16-12C40MLOS	1	22, 25	3/4
20C40MLOS	1 1/4	28, 30, 32	1 1/4
20-16C40MLOS	1 1/4	28, 30, 32	1

F87OMLO - Male stud connector - Metric - O-Ring - ISO 6149



Part number Steel	Tube Outside Diameter		Thread
	inch	mm	Metric
4M12F87OMLOS	1/4	6	M12x1.5
4M14F87OMLOS	1/4	6	M14x1.5
6M12F87OMLOS	5/16, 3/8	8, 10	M12x1.5
6M14F87OMLOS	5/16, 3/8	8, 10	M14x1.5
6M16F87OMLOS	5/16, 3/8	8, 10	M16x1.5
6M18F87OMLOS	5/16, 3/8	8, 10	M18x1.5
8M14F87OMLOS	1/2	12	M14x1.5
8M18F87OMLOS	1/2	12	M18x1.5
8M22F87OMLOS	1/2	12	M22x1.5
8M27F87OMLOS	1/2	12	M27x2
10M18F87OMLOS	5/8	14, 15, 16	M18x1.5
10M22F87OMLOS	5/8	14, 15, 16	M22x1.5
12M22F87OMLOS	3/4	18, 20	M22x1.5
12M27F87OMLOS	3/4	18, 20	M27x2
12M33F87OMLOS	3/4	18, 20	M33x2
16M33F87OMLOS	1	22, 25	M33x2
20M42F87OMLOS	1 1/4	28, 30, 32	M42x2
24M42F87OMLOS	1 1/2	35, 38	M42x2
24M48F87OMLOS	1 1/2	35, 38	M48x2

C87OMLO - Male stud elbow - Metric - O-Ring - ISO 6149



Part number Steel	Tube Outside Diameter		Thread
	inch	mm	Metric
4M12C87OMLOS	1/4	6	M12x1.5
6M12C87OMLOS	5/16, 3/8	8, 10	M12x1.5
6M14C87OMLOS	5/16, 3/8	8, 10	M14x1.5
6M16C87OMLOS	5/16, 3/8	8, 10	M16x1.5
8M14C87OMLOS	1/2	12	M14x1.5
8M16C87OMLOS	1/2	12	M16x1.5
8M18C87OMLOS	1/2	12	M18x1.5
8M22C87OMLOS	1/2	12	M22x1.5
10M18C87OMLOS	5/8	14, 15, 16	M18x1.5
10M22C87OMLOS	5/8	14, 15, 16	M22x1.5
12M22C87OMLOS	3/4	18, 20	M22x1.5
12M27C87OMLOS	3/4	18, 20	M27x2
16M33C87OMLOS	1	22, 25	M33x2
20M42C87OMLOS	1 1/4	28, 30, 32	M42x2
24M48C87OMLOS	1 1/2	35, 38	M48x2

V87OMLO - 45° male stud elbow - Metric - O-Ring - ISO 6149



Part number Steel	Tube Outside Diameter		Thread
	inch	mm	Metric
4M12V87OMLOS	1/4	6	M12x1.5
6M16V87OMLOS	5/16, 3/8	8, 10	M16x1.5
8M18V87OMLOS	1/2	12	M18x1.5
10M22V87OMLOS	5/8	14, 15, 16	M22x1.5
12M27V87OMLOS	3/4	18, 20	M27x2
16M33V87OMLOS	1	22, 25	M33x2
20M42V87OMLOS	1 1/4	28, 30, 32	M42x2
24M48V87OMLOS	1 1/2	35, 38	M48x2

S87OMLO - Male stud branch tee - Metric - O-Ring - ISO 6149



Part number Steel	Tube Outside Diameter		Thread
	inch	mm	Metric
4M12S87OMLOS	1/4	6	M12x1.5
6M16S87OMLOS	5/16, 3/8	8, 10	M16x1.5
8M18S87OMLOS	1/2	12	M18x1.5
10M22S87OMLOS	5/8	14, 15, 16	M22x1.5
12M27S87OMLOS	3/4	18, 20	M27x2
16M33S87OMLOS	1	22, 25	M33x2
20M42S87OMLOS	1 1/4	28, 30, 32	M42x2

R87OMLO - Male stud run tee - Metric - O-Ring - ISO 6149



Part number Steel	Tube Outside Diameter		Thread
	inch	mm	Metric
4M12R87OMLOS	1/4	6	M12x1.5
6M16R87OMLOS	5/16, 3/8	8, 10	M16x1.5
8M18R87OMLOS	1/2	12	M18x1.5
10M22R87OMLOS	5/8	14, 15, 16	M22x1.5
12M27R87OMLOS	3/4	18, 20	M27x2
16M33R87OMLOS	1	22, 25	M33x2
20M42R87OMLOS	1 1/4	28, 30, 32	M42x2
24M48R87OMLOS	1 1/2	35, 38	M48x2

F82EDMLO - Male stud connector - Metric - EOlastic seal



Part number Steel	Tube Outside Diameter		Thread
	inch	mm	Metric
4M10F82EDMLOS	1/4	6	M10x1
4M12F82EDMLOS	1/4	6	M12x1.5
4M14F82EDMLOS	1/4	6	M14x1.5
6M14F82EDMLOS	5/16, 3/8	8, 10	M14x1.5
6M16F82EDMLOS	5/16, 3/8	8, 10	M16x1.5
8M16F82EDMLOS	1/2	12	M16x1.5
8M18F82EDMLOS	1/2	12	M18x1.5
10M18F82EDMLOS	5/8	14, 15, 16	M18x1.5
10M22F82EDMLOS	5/8	14, 15, 16	M22x1.5
12M27F82EDMLOS	3/4	18, 20	M27x2
16M33F82EDMLOS	1	22, 25	M33x2
20M42F82EDMLOS	1 1/4	28, 30, 32	M42x2
24M48F82EDMLOS	1 1/2	35, 38	M48x2

C80MLO - Male stud elbow - Metric - O-Ring



Part number Steel	Tube Outside Diameter		Thread
	inch	mm	Metric
4M12C80MLOS	1/4	6	M12x1.5
4M14C80MLOS	1/4	6	M14x1.5
6M16C80MLOS	5/16, 3/8	8, 10	M16x1.5
8M18C80MLOS	1/2	12	M18x1.5
10M22C80MLOS	5/8	14, 15, 16	M22x1.5
12M27C80MLOS	3/4	18, 20	M27x2
16M33C80MLOS	1	22, 25	M33x2
20M42C80MLOS	1 1/4	28, 30, 32	M42x2
24M48C80MLOS	1 1/2	35, 38	M48x2

AOEL6 - Swivel nut stud elbow - UNF - O-Ring



Part number Steel	Tube Outside Diameter		Thread UNF
	inch	mm	
4 AOEL6-S	1/4	6	7/16-20
6 AOEL6-S	5/16, 3/8	8, 10	9/16-18
8 AOEL6-S	1/2	12	3/4-16
10 AOEL6-S	5/8	14, 15, 16	7/8-14
12 AOEL6-S	3/4	18, 20	1 1/16-12
16 AOEL6-S	1	22, 25	1 5/16-12
20 AOEL6-S	1 1/4	28, 30, 32	1 5/8-12
24 AOEL6-S	1 1/2	35, 38	1 7/8-12

C6MLO - Swivel nut elbow



Part number Steel	Tube Outside Diameter		Thread UNF
	inch	mm	
4C6MLOS	1/4	6	9/16-18
6C6MLOS	5/16, 3/8	8, 10	11/16-16
8C6MLOS	1/2	12	13/16-16
10C6MLOS	5/8	14, 15, 16	1-14
12C6MLOS	3/4	18, 20	1 3/16-12
16C6MLOS	1	22, 25	1 7/16-12
20 C6LO-S	1 1/4	28, 30, 32	1 11/16-12
24 C6LO-S	1 1/2	35, 38	2-12

S6MLO - Swivel nut branch tee



Part number Steel	Tube Outside Diameter		Thread UNF
	inch	mm	
4S6MLOS	1/4	6	9/16-18
6S6MLOS	5/16, 3/8	8, 10	11/16-16
8S6MLOS	1/2	12	13/16-16
10S6MLOS	5/8	14, 15, 16	1-14
12 S6LO-S	3/4	18, 20	1 3/16-12
16 S6LO-S	1	22, 25	1 7/16-12
20 S6LO-S	1 1/4	28, 30, 32	1 11/16-12
24 S6LO-S	1 1/2	35, 38	2-12

R6MLO - Swivel nut run tee



Part number Steel	Tube Outside Diameter		Thread UNF
	inch	mm	
4R6MLOS	1/4	6	9/16-18
6R6MLOS	5/16, 3/8	8, 10	11/16-16
8R6MLOS	1/2	12	13/16-16
10R6MLOS	5/8	14, 15, 16	1-14
12 R6LO-S	3/4	18, 20	1 3/16-12
16 R6LO-S	1	22, 25	1 7/16-12
20 R6LO-S	1 1/4	28, 30, 32	1 11/16-12
24 R6LO-S	1 1/2	35, 38	2-12

1

F642EDML - Swivel male stud - BSPP - EOlastic seal



Part number Steel	Tube Outside Diameter		Thread BSPP
	inch	mm	
4F642EDMLS	1/4	6	1/8
4-4F642EDMLS	1/4	6	1/4
6F642EDMLS	5/16, 3/8	8, 10	1/4
6-6F642EDMLS	5/16, 3/8	8, 10	3/8
8F642EDMLS	1/2	12	3/8
8-8F642EDMLS	1/2	12	1/2
10F642EDMLS	5/8	14, 15, 16	1/2
12F642EDMLS	3/4	18, 20	3/4
16F642EDMLS	1	22, 25	1
20F642EDMLS	1 1/4	28, 30, 32	1 1/4
24F642EDMLS	1 1/2	35, 38	1 1/2

TPL - Sleeve metric tubing



Part number Steel	Tube Outside Diameter
	mm
TPLS6	6
TPLS8	8
TPLS10	10
TPLS12-10	10
TPLS12	12
TPLS15	15
TPLS16	16
TPLS18	18
TPLS20	20
TPLS22	22
TPLS25	25
TPLS28	28
TPLS30	30
TPLS32	32
TPLS35	35
TPLS38	38

TL - Braze sleeve metric tubing*



Part number Steel	Tube Outside Diameter	
	mm	Size
TLS6	6	-04
TLS6-8	8	-04
TLS10-8	8	-06
TLS10	10	-06
TLS12	12	-08
TLS16	16	-10
TLS20-18	18	-12
TLS20	20	-12
TLS25	25	-16
TLS32-28	28	-20
TLS32-30	30	-20
TLS32	32	-20
TLS38	38	-24

*Parts delivered oil dipped finish only - steel.

HYDRAULICS

TL* - Reducing braze sleeve inch tubing



Part number	Tube Outside Diameter	
	inch	Size
6-4 TL-S	1/4	-06
8-4 TL-S	1/4	-08
8-6 TL-S	3/8	-08
10-4 TL-S	1/4	-10
10-6 TL-S	3/8	-10
10-8 TL-S	1/2	-10
12-4 TL-S	1/4	-12
12-6 TL-S	3/8	-12
12-8 TL-S	1/2	-12
12-10 TL-S	5/8	-12
12-14 TL-S	7/8	-12
16-8 TL-S	1/2	-16
16-10 TL-S	5/8	-16
16-12 TL-S	3/4	-16
16-14 TL-S	7/8	-16
20-12 TL-S	3/4	-20
20-16 TL-S	1	-20
24-16 TL-S	1	-24
24-20 TL-S	1 1/4	-24

*Parts delivered oil dipped finish only - steel.

BML - Metric nut



Part number	Tube Outside Diameter	
	inch	mm
4BMLS	1/4	6
6BMLS	5/16, 3/8	8, 10
8BMLS	1/2	12
10BMLS	5/8	14, 15, 16
12BMLS	3/4	18, 20
16BMLS	1	22, 25
20BMLS	1 1/4	28, 30, 32
24BMLS	1 1/2	35, 38

BL - Inch nut



Part number	Tube Outside Diameter	
	inch	mm
4 BL-S	1/4	6
6 BL-S	5/16, 3/8	8, 10
8 BL-S	1/2	12
10 BL-S	5/8	14, 15, 16
12 BL-S	3/4	18, 20
16 BL-S	1	22, 25
20 BL-S	1 1/4	28, 30, 32
24 BL-S	1 1/2	35, 38

1 TRMLO - Tube end reducer



Part number Steel	Tube Outside Diameter		Thread
	inch	mm	UN/UNF-2A
6-4TRMLONS	3/8	10	9/16-18
8-4 TRLO-S	1/2	12	9/16-18
8-6TRMLONS	1/2	12	11/16-16
10-4 TRLO-S	5/8	16	9/16-18
10-6 TRLO-S	5/8	16	11/16-16
10-8 TRLO-S	5/8	16	13/16-16
12-4 TRLO-S	3/4	20	9/16-16
12-6 TRLO-S	3/4	20	11/16-16
12-8 TRLO-S	3/4	20	13/16-16
12-10TRMLONS	3/4	20	1-14
16-8 TRLO-S	1	25	13/16-16
16-10 TRLO-S	1	25	1-14
16-12 TRLON-S	1	25	1 3/16-12
20-12 TRLO-S	1 1/4	32	1 3/16-12
20-16 TRLON-S	1 1/4	32	1.7/16-12
24-16 TRLO-S	1 1/2	38	1.7/16-12
24-20 TRLO-S	1 1/2	38	1.11/16-12

XHLO - Conversion union Triple-Lok® to O-Lok®



Part number Steel	Tube Outside Diameter		Thread	
	inch	mm	UN/UNF-2A	
			JIC	ORFS
4 XHLO-S	1/4	6	7/16-20	9/16-18
6 XHLO-S	5/16, 3/8	8, 10	9/16-18	1 1/16-16
8 XHLO-S	1/2	12	3/4-16	1 3/16-16
10 XHLO-S	5/8	14, 15, 16	7/8-14	1-14
12 XHLO-S	3/4	18, 20	1 1/16-12	1 3/16-12
16 XHLO-S	1	22, 25	1 5/16-12	1 7/16-12
20 XHLO-S	1 1/4	28, 30, 32	1 5/8-12	1 11/16-12
24 XHLO-S	1 1/2	35, 38	1 7/8-12	2-12

XHL6 - Conversion swivel nut connector Triple-Lok® to O-Lok®



Part number Steel	Tube Outside Diameter		Thread	
	inch	mm	UN/UNF-2A	
			JIC	ORFS
4 XHL6-S	1/4	6	7/16-20	9/16-18
6 XHL6-S	5/16, 3/8	8, 10	9/16-18	1 1/16-16
8 XHL6-S	1/2	12	3/4-16	1 3/16-16
10 XHL6-S	5/8	14, 15, 16	7/8-14	1-14
12 XHL6-S	3/4	18, 20	1 1/16-12	1 3/16-12
16 XHL6-S	1	22, 25	1 5/16-12	1 7/16-12

LOHX6 - Conversion swivel nut connector Triple-Lok® to O-Lok®



Part number	Tube Outside Diameter		Thread	
	inch	mm	UN/UNF-2A	
			JIC	ORFS
4 LOHX6-S	1/4	6	7/16-20	9/16-18
6 LOHX6-S	5/16, 3/8	8, 10	9/16-18	1 1/16-16
8 LOHX6-S	1/2	12	3/4-16	1 3/16-16
10 LOHX6-S	5/8	14, 15, 16	7/8-14	1-14
12 LOHX6-S	3/4	18, 20	1 1/16-12	1 3/16-12
16 LOHX6-S	1	22, 25	1 5/16-12	1 7/16-12

LOHB3* - Braze connector



Part number	Tube Outside Diameter		Thread
	inch		UNF
4 LOHB3-S	1/4		9/16-18
4-6 LOHB3-S	3/8		9/16-18
6 LOHB3-S	3/8		11/16-16
6-4 LOHB3-S	1/4		11/16-16
6-8 LOHB3-S	1/2		11/16-16
8 LOHB3-S	1/2		13/16-16
8-6 LOHB3-S	3/8		13/16-16
8-10 LOHB3-S	5/8		13/16-16
8-12 LOHB3-S	3/4		13/16-16
10 LOHB3-S	5/8		1-14
10-8 LOHB3-S	1/2		1-14
10-12 LOHB3-S	3/4		1-14
12 LOHB3-S	3/4		1 3/16-12
12-8 LOHB3-S	1/2		1 3/16-12
12-16 LOHB3-S	1		1 3/16-12
16 LOHB3-S	1		1 7/16-12
16-12 LOHB3-S	3/4		1 7/16-12
16-20 LOHB3-S	1 1/4		1 7/16-12
20 LOHB3-S	1 1/4		1 11/16-12
20-16 LOHB3-S	1		1 11/16-12
20-24 LOHB3-S	1 1/2		1 11/16-12
24 LOHB3-S	1 1/2		2-12
24-20 LOHB3-S	1 1/4		2-12

*Parts delivered oil dipped finish only - steel.

FNML - Cap



Part number	Thread
	UNF
4 FNL-S	9/16-18
6FNMLS	1 1/16-16
8FNMLS	1 3/16-16
10 FNL-S	1-14
12FNMLS	1 3/16-12
16FNMLS	1 7/16-12
20 FNL-S	1 11/16-12
24 FNL-S	2-12

1 O-Ring - NBR



Part number	Thread	
	Metric	
6-074-N552-9	M10X1	
2-012-N552-9	M12X1.5	
2-013-N552-9	M14X1.5	
3-907-N552-9	M16X1.5	
2-114-N552-9	M18X1.5	
2-018-N552-9	M22X1.5	
2-119-N552-9	M27X2	
2-122-N552-9	M33X2	
2-128-N552-9	M42X2	
2-132-N552-9	M48X2	

PNMLO - Plug



Part number	Tube Outside Diameter	
	inch	mm
4 PNLO-S	1/4	6
6PNMLOS	5/16, 3/8	8, 10
8PNMLOS	1/2	12
10 PNLO-S	5/8	14, 15, 16
12 PNLO-S	3/4	18, 20
16 PNLO-S	1	22, 25
20 PNLO-S	1 1/4	28, 30, 32
24 PNLO-S	1 1/2	35, 38

TT4ML - Test point connector female - BSPP



Part number	Thread	
	BSPP	UN/UNF-2B
4TT4MLS	1/4	9/16-18
6TT4MLS	1/4	11/16-16
8TT4MLS	1/4	13/16-16
10TT4LS	1/4	-
12TT4LS	1/4	-
16TT4LS	1/4	-
20TT4LS	1/4	-
24TT4LS	1/4	-

TT8ML - Test point connector ORFS female swivel end - Metric female thread



Part number	Thread	
	Metric	UN/UNF-2B
6TT8MLS	M10X1	11/16-16
8TT8MLS	M10X1	13/16-16
10TT8LS	M10X1	-
12TT8LS	M10X1	-
16TT8LS	M10X1	-
20TT8LS	M10X1	-
24TT8LS	M10X1	-

Description:	<ul style="list-style-type: none"> Ball bearing rotary fittings are used for operating pressures up to 350 bar. Favourable pressure/RPM ratio. Wear-resistant annular piston seals.
Construction:	<ul style="list-style-type: none"> 8 different versions with one rotational axis. Multiaxial rotary couplings on request. Tube connections according to DIN 2353, series S.
Material:	<ul style="list-style-type: none"> Casing, body nut and progressive ring in steel or stainless steel.
Operating pressure:	<ul style="list-style-type: none"> Maximum 350 bar (peak pressure). Male stud sealing by EOlastic seals of NBR. Male stud with metric parallel or BSPP thread.
Flow media:	<ul style="list-style-type: none"> Hydraulic oils and oil-based mineral lubricants. Also for hydraulic HETG and HEES. Not suitable for corrosive and HFC fluids or gases.
Surface:	<ul style="list-style-type: none"> CF Cr(VI)-free surface.
Product range:	<ul style="list-style-type: none"> Series L tube outside diameter 6 to 35 mm. Series S tube outside diameter 6 to 38 mm.
Advantages:	<ul style="list-style-type: none"> Compact maintenance-free construction, service-proved. Low starting torque. Wear-resistant annular piston seals. Available with different anti-corrosion surfaces (Cr(VI)-free). Avoidance of tight bend radii in hose assemblies. More freedom for configuring the design of hydraulic systems. Ideal solution for hose assemblies which move.
Benefits:	<ul style="list-style-type: none"> Prevent problems with torsion and small bend radii in hose assemblies. Prolong the life of the hydraulic system. Reduce maintenance and downtime costs.

DG-101 - Straight ball bearing rotary union - EO 24°



Part number	Tube Outside Diameter
	mm
DG101/06SOMDCF	6
DG101/12SOMDCF	12
DG101/16SOMDCF	16

DG-103 - Elbow ball bearing rotary union - EO 24°



Part number	Tube Outside Diameter
	mm
DG103/20SOMDCF	20
DG103/25SOMDCF	25
DG103/38SOMDCF	38

1

DG-104-R - Elbow male stud ball bearing rotary union - BSPP - EOlastic seal - EO 24°



Part number	Tube Outside Diameter	Thread
	mm	BSPP
DG104/06SR0MDCF	6	1/4A
DG104/08SR0MDCF	8	1/4A
DG104/12SR0MDCF	12	3/8A
DG104/16SR0MDCF	16	1/2A
DG104/20SR0MDCF	20	3/4A
DG104/25SR0MDCF	25	1A
DG104/30SR0MDCF	30	1 1/4A
DG104/38SR0MDCF	38	1 1/2A

DVGE-R - Straight male stud plain bearing rotary union - BSPP - EOlastic seal - EO 24°



Part number	Tube Outside Diameter	Thread
	mm	BSPP
DVGE06LROMDCF	6	1/4A
DVGE08LROMDCF	8	1/4A
DVGE10LROMDCF	10	3/8A
DVGE12LROMDCF	12	1/2A
DVGE15LROMDCF	15	3/4A
DVGE18LROMDCF	18	1A
DVGE22LROMDCF	22	1A
DVGE28LROMDCF	28	1 1/4A
DVGE35LROMDCF	35	1 1/2A
DVGE06SR0MDCF	6	1/4A
DVGE08SR0MDCF	8	1/4A
DVGE10SR0MDCF	10	3/8A
DVGE12SR0MDCF	12	1/2A
DVGE14SR0MDCF	14	3/4A
DVGE16SR0MDCF	16	3/4A
DVGE20SR0MDCF	20	1A
DVGE25SR0MDCF	25	1A
DVGE30SR0MDCF	30	1 1/4A
DVGE38SR0MDCF	38	1 1/2A

HYDRAULICS

Description:	<ul style="list-style-type: none"> EO weld nipples are used for applications where the advantages of the EO program are needed and the rigidity of a solid weld connection is required. EO weld nipples are traditionally used for heavy duty applications occurring, for example, in hydraulic presses, mining, steel mills and shipbuilding.
Material:	<ul style="list-style-type: none"> Steel and stainless steel.
Product range:	<ul style="list-style-type: none"> Series L 6 to 42 mm tube outside diameter. Series S 6 to 38 mm tube outside diameter.
Nominal pressure PN:	<ul style="list-style-type: none"> Series L up to 315 bar. Series S up to 630 bar.

Advantages:	<ul style="list-style-type: none"> Unlike bite type or flared fittings, dimensional tolerances and rough tube surfaces are not very critical. An elastomeric seal forms the primary sealing element. The O-Ring seal is assembled with a high initial compression. Little danger of tube blow off if the fitting is not properly tightened. Can be disassembled and reassembled many times. There is no wear or widening up of the vulnerable inner fitting cone. By welding, small deviations on tube cutting or bending can be compensated. Designed to be used for most popular welding processes.
Benefits:	<ul style="list-style-type: none"> Leakfree sealing assured. Even low-viscosity media such as water or gas are hermetically sealed. No retightening required even after years of operation under extreme operating conditions. A loose joint shows excessive leakage before total failure. Damaged O-Rings can easily be replaced. In an additional rolling process this critical edge is smoothed out for increased vibration strength. Tension-free pipework is not likely to fail even under extreme operating conditions.

AS - Weld connector - EO 24°



Part number	Tube Outside Diameter	
	Steel	Stainless Steel
AS06LX	AS06L71X	6
AS08LX	AS08L71X	8
AS10LX	AS10L71X	10
AS12LX	AS12L71X	12
AS15LX	-	15
AS18LX	AS18L71X	18
AS22LX	AS22L71X	22
AS28LX	AS28L71X	28
AS35LX	AS35L71X	35
AS42LX	AS42L71X	42
AS06SX	-	6
AS08SX	-	8
AS10SX	-	10
AS12SX	-	12
AS14SX	-	14
AS16SX	-	16
AS20SX	-	20
AS25SX	-	25
AS30SX	-	30
AS38SX	-	38

1

WAS - Weld elbow - EO 24°



Part number	Tube Outside Diameter
Steel	mm
WAS06LX	6
WAS08LX	8
WAS10LX	10
WAS12LX	12
WAS15LX	15
WAS18LX	18
WAS22LX	22
WAS28LX	28
WAS35LX	35
WAS42LX	42
WAS10SX	10
WAS12SX	12
WAS14SX	14
WAS16SX	16
WAS20SX	20
WAS25SX	25
WAS30SX	30
WAS38SX	38

ESV - Weld bulkhead fitting - EO 24°



Part number	Tube Outside Diameter
Steel	mm
ESV06LX	6
ESV08LX	8
ESV10LX	10
ESV12LX	12
ESV15LX	15
ESV18LX	18
ESV22LX	22
ESV28LX	28
ESV35LX	35
ESV42LX	42
ESV06SX	6
ESV08SX	8
ESV10SX	10
ESV12SX	12
ESV14SX	14
ESV16SX	16
ESV20SX	20
ESV25SX	25
ESV30SX	30
ESV38SX	38

HYDRAULICS

SKA - Weld nipple - EO 24°



Part number	Tube Outside Diameter
Steel	mm
SKA06X1.5	6
SKA08X1.5	8
SKA08X2	8
SKA10X1	10
SKA10X1.5	10
SKA10X2	10
SKA12X1.5	12
SKA12X2	12
SKA12X2.5	12
SKA15X2	15
SKA15X2.5	15
SKA18X2.5	18
SKA22X2.5	22
SKA28X2.5	28
SKA28X3	28
SKA35X3.5	35
SKA35X4	35
SKA42X3	42
SKA42X4	42
SKA14X2	14
SKA14X3	14
SKA16X1.5	16
SKA16X2	16
SKA16X2.5	16
SKA16X3	16
SKA20X2	20
SKA20X2.5	20
SKA20X3	20
SKA20X3.5	20
SKA20X4	20
SKA25X3	25
SKA25X4	25
SKA25X5	25
SKA30X3	30
SKA30X4	30
SKA30X5	30
SKA30X6	30
SKA38X4	38
SKA38X5	38
SKA38X6	38

1 SKAR - Reducing weld nipple - EO 24°



Part number	Tube Outside Diameter
Steel	mm
SKAR10/06X1.5	10
SKAR10/08X1.5	10
SKAR10/08X2	10
SKAR12/08X2	12
SKAR12/10X1.5	12
SKAR16/10X2	16
SKAR16/12X2	16
SKAR16/12X2.5	16
SKAR20/12X2.5	20
SKAR20/16X2.5	20
SKAR20/16X3	20
SKAR25/12X2.5	25
SKAR25/16X3	25
SKAR25/20X2	25
SKAR25/20X2.5	25
SKAR25/20X3	25
SKAR25/20X4	25
SKAR30/16X2	30
SKAR30/25X3	30
SKAR30/25X4	30
SKAR38/16X2	38
SKAR38/20X2.5	38
SKAR38/25X3	38
SKAR38/25X4	38
SKAR38/30X4	38

SKA-RB - Tube bend weld nipple - EO 24°



Part number	Tube Outside Diameter
Steel	mm
SKA10X2RB	10
SKA12X2.5RB	12
SKA16X3RB	16
SKA20X4RB	20
SKA25X4RB	25
SKA25X5RB	25
SKA30X4RB	30
SKA30X5RB	30
SKA38X5RB	38
SKA38X6RB	38

Description:	<ul style="list-style-type: none"> In addition to tube fittings, adaptors are needed to complete hydraulic circuits which perform different functions : <ul style="list-style-type: none"> - Thread size adaptors to reduce or expand the existing thread. - Thread conversion adaptors to change from one port thread to another to allow tube fitting or hose connections to be made. - Hose end adaptors: hose to port, hose to hose etc. Blanking plugs.
Applications:	<ul style="list-style-type: none"> Adaptors are frequently used in maintenance situations, where equipment is used outside the region in which it was manufactured. For example, to convert BSPP threads from a European manufacturer to an American thread alternative UNF or NPT.
Advantages:	<ul style="list-style-type: none"> SAE straight thread O-Ring connections offer high sealing reliability, especially in dynamic and shock loading applications. Design is extremely easy to assemble, even for less experienced workers. Design of shaped fittings incorporating adjustable SAE straight thread connections. The sealing and mechanical holding functions are separated.
Benefits:	<ul style="list-style-type: none"> O-Ring seal offers a wide tolerance of minor surface imperfections and damage. Infinite positioning of the port end. Aligning for tube and hose connections is much easier compared with tapered threads. The SAE straight thread male studs can be re-used many times simply by changing the O-Ring.

FFM - Male nipple - NPTF



Part number	Thread 1	Thread 2
	NPT/NPTF	
1/8 FF-S	1/8-27	1/8-27
1/4 X 1/8 FF-S	1/4-18	1/8-27
1/4FFMS	1/4-18	1/4-18
3/8 X 1/8 FF-S	3/8-18	1/8-27
3/8 X 1/4 FF-S	3/8-18	1/4-18
3/8 FF-S	3/8-18	3/8-18
1/2 X 1/4 FF-S	1/2-14	1/4-18
1/2 X 3/8 FF-S	1/2-14	3/8-18
1/2FFMS	1/2-14	1/2-14
3/4 X 1/4 FF-S	3/4-14	1/4-18
3/4 X 1/2 FF-S	3/4-14	1/2-14
3/4FFMS	3/4-14	3/4-14
1 FF-S	1-11 1/2	1-11 1/2
1 X 3/4 FF-S	1-11 1/2	3/4-14
1 1/4 X 1 FF-S	1 1/4-11 1/2	1-11 1/2
1 1/4 FF-S	1 1/4-11 1/2	1 1/4-11 1/2
1 1/2 FF-S	1 1/2-11 1/2	1 1/2-11 1/2
2 FF-S	2-11 1/2	2-11 1/2

CR - Male thread elbow - NPTF



Part number	Thread 1	Thread 2
	Steel	Stainless Steel
1/8 CR-S	1/8 CR-SS	1/8-27
1/4 CR-S	1/4 CR-SS	1/4-18
3/8 CR-S	3/8 CR-SS	3/8-18
3/8 X 1/4 CR-S	-	3/8-18
1/2 CR-S	1/2 CR-SS	1/2-14
1/2 X 3/8 CR-S	-	1/2-14
3/4 CR-S	3/4 CR-SS	3/4-14
3/4 X 1/2 CR-S	-	3/4-14
1 CR-S	1 CR-SS	1-11 1/2
1 1/4 CR-S	-	1 1/4-11 1/2
1 1/2 CR-S	1 1/2 CR-SS	1 1/2-11 1/2

RRS - Male thread tee - NPTF

Part number		Thread
Steel	Stainless Steel	NPTF
1/8 RRS-S	1/8 RRS-SS	1/8-27
1/4 RRS-S	1/4 RRS-SS	1/4-18
3/8 RRS-S	3/8 RRS-SS	3/8-18
1/2 RRS-S	1/2 RRS-SS	1/2-14
3/4 RRS-S	3/4 RRS-SS	3/4-14

PTRM - Thread reducer - NPTF




Part number Steel	Thread 1	Thread 2
	NPT/NPTF	
1/4 X 1/8 PTR-S	1/4-18	1/8-27
3/8 X 1/8 PTR-S	3/8-18	1/8-27
3/8 X 1/4 PTR-S	3/8-18	1/4-18
1/2 X 1/8 PTR-S	1/2-14	1/8-27
1/2 X 1/4 PTR-S	1/2-14	1/4-18
1/2 X 3/8 PTR-S	1/2-14	3/8-18
3/4 X 1/4 PTR-S	3/4-14	1/4-18
3/4 X 3/8 PTR-S	3/4-14	3/8-18
3/4 X 1/2 PTR-S	3/4-14	1/2-14
1 X 3/8 PTR-S	1-11 1/2	3/8-18
1 X 1/2 PTR-S	1-11 1/2	1/2-14
1 X 3/4 PTR-S	1-11 1/2	3/4-14
1 1/4 X 1/2 PTR-S	1 1/4-11 1/2	1/2-14
1 1/4 X 3/4 PTR-S	1 1/4-11 1/2	3/4-14
1 1/4 X 1 PTR-S	1 1/4-11 1/2	1-11 1/2
1 1/2 X 3/4 PTR-S	1 1/2-11 1/2	3/4-14
1 1/2 X 1 PTR-S	1 1/2-11 1/2	1-11 1/2
1 1/2 X 1 1/4 PTR-S	1 1/2-11 1/2	1 1/4-11 1/2
2 X 1 1/4 PTR-S	2-11 1/2	1 1/4-11 1/2

FG - Thread expander - Adaptor - NPTF



Part number Steel	Thread 1	Thread 2
	NPT/NPTF	
1/8 FG-S	1/8-27	1/8-27
1/4 X 1/8 FG-S	1/4-18	1/8-27
1/4 FG-S	1/4-18	1/4-18
3/8 X 1/8 FG-S	3/8-18	1/8-27
3/8 X 1/4 FG-S	3/8-18	1/4-18
3/8 FG-S	3/8-18	3/8-18
1/2 X 1/8 FG-S	1/2-14	1/8-27
1/2 X 1/4 FG-S	1/2-14	1/4-18
1/2 X 3/8 FG-S	1/2-14	3/8-18
1/2 FG-S	1/2-14	1/2-14
3/4 FG-S	3/4-14	3/4-14
3/4 X 1/4 FG-S	3/4-14	1/4-18
3/4 X 1/2 FG-S	3/4-14	1/2-14
1 FG-S	1-11 1/2	1-11 1/2
1 X 1/2 FG-S	1-11 1/2	1/2-14
1 X 3/4 FG-S	1-11 1/2	3/4-14
1 1/4 X 1 FG-S	1 1/4-11 1/2	1-11 1/2

CDM - Male-female thread elbow - NPTF



Part number		Thread 1	Thread 2
Steel	Stainless Steel	NPT/NPTF	
1/8 CD-S	1/8 CD-SS	1/8-27	1/8-27
1/4CDMS	1/4 CD-SS	1/4-18	1/4-18
1/4 X 1/8 CD-S	-	1/4-18	1/8-27
3/8CDMS	3/8 CD-SS	3/8-18	3/8-18
3/8 X 1/4 CD-S	-	3/8-18	1/4-18
3/8 X 1/2 CD-S	-	3/8-18	1/2-14
1/2 CD-S	1/2 CD-SS	1/2-14	1/2-14
1/2 X 3/8 CD-S	-	1/2-14	3/8-18
1/2 X 3/4 CD-S	-	1/2-14	3/4-14
3/4 CD-S	3/4 CD-SS	3/4-14	3/4-14
3/4 X 1/2 CD-S	3/4 X 1/2 CD-SS	3/4-14	1/2-14
1 CD-S	1 CD-SS	1-11 1/2	1-11 1/2
1 1/4 CD-S	-	1 1/4-11 1/2	1 1/4-11 1/2
1 1/2 CD-S	-	1 1/2-11 1/2	1 1/2-11 1/2

CD45M - Male-female thread 45° elbow - NPTF



Part number		Thread 1	Thread 2
Steel	Stainless Steel	NPT/NPTF	
1/8CD45MS	-	1/8-27	1/8-27
1/4 CD45-S	1/4 CD45-SS	1/4-18	1/4-18
3/8 CD45-S	3/8 CD45-SS	3/8-18	3/8-18
1/2 CD45-S	1/2 CD45-SS	1/2-14	1/2-14
3/4 CD45-S	3/4 CD45-SS	3/4-14	3/4-14
1 CD45-S	1 CD45-SS	1-11 1/2	1-11 1/2

MRO - Male-female thread tee - NPTF



Part number		Thread 1	Thread 2
Steel	Stainless Steel	NPT/NPTF	
1/8 MRO-S	1/8 MRO-SS	1/8-27	1/8-27
1/4 MRO-S	1/4 MRO-SS	1/4-18	1/4-18
3/8 MRO-S	3/8 MRO-SS	3/8-18	3/8-18
1/2 MRO-S	1/2 MRO-SS	1/2-14	1/2-14
3/4 MRO-S	3/4 MRO-SS	3/4-14	3/4-14
1 MRO-S	1 MRO-SS	1-11 1/2	1-11 1/2

MMS - Male-female thread tee - NPTF



Part number		Thread 1	Thread 2
Steel	Stainless Steel	NPT/NPTF	
1/8 MMS-S	-	1/8-27	1/8-27
1/4 MMS-S	1/4 MMS-SS	1/4-18	1/4-18
3/8 MMS-S	3/8 MMS-SS	3/8-18	3/8-18
1/2 MMS-S	1/2 MMS-SS	1/2-14	1/2-14
3/4 MMS-S	3/4 MMS-SS	3/4-14	3/4-14
1 MMS-S	-	1-11 1/2	1-11 1/2

1 GG - Female thread coupling - NPTF



Part number	Thread 1	Thread 2
Steel	NPT/NPTF	
Stainless Steel		
1/8 GG-S	1/8-27	1/8-27
1/4 X 1/8 GG-S	1/4-18	1/8-27
1/4 GG-S	1/4-18	1/4-18
3/8 X 1/8 GG-S	3/8-18	1/8-27
3/8 X 1/4 GG-S	3/8-18	1/4-18
3/8 GG-S	3/8-18	3/8-18
1/2 X 1/4 GG-S	1/2-14	1/4-18
1/2 X 3/8 GG-S	1/2-14	3/8-18
1/2 GG-S	1/2-14	1/2-14
3/4 X 1/2 GG-S	3/4-14	1/2-14
3/4 GG-S	3/4-14	3/4-14
1 GG-S	1-11 1/2	1-11 1/2
1 1/4 GG-S	1 1/4-11 1/2	1 1/4-11 1/2
1 1/2 GG-S	1 1/2-11 1/2	1 1/2-11 1/2

DDM - Female thread elbow - NPTF



Part number	Thread
Steel	NPTF
Stainless Steel	
1/8 DD-S	1/8-27
1/4 DD-S	1/4-18
3/8DDMS	3/8-18
1/2DDMS	1/2-14
3/4 DD-S	3/4-14
1 DD-S	1-11 1/2
1 1/4 DD-S	1 1/4-11 1/2
1 1/2 DD-S	1 1/2-11 1/2

DD45 - Female thread 45° elbow - NPTF



Part number	Thread
Steel	NPTF
Stainless Steel	
1/4 DD45-S	1/4-18
3/8 DD45-S	3/8-18
1/2 DD45-S	1/2-14
3/4 DD45-S	3/4-14
1 DD45-S	1-11 1/2

MMO - Female thread tee - NPTF



Part number	Thread
Steel	NPTF
Stainless Steel	
1/8 MMO-S	1/8-27
1/4 MMO-S	1/4-18
3/8 MMO-S	3/8-18
1/2 MMO-S	1/2-14
3/4 MMO-S	3/4-14
1 MMO-S	1-11 1/2
1 1/4 MMO-S	1 1/4-11 1/2
1 1/2 MMO-S	1 1/2-11 1/2

KMM00 - Female thread cross - NPTF



Part number		Thread
Steel	Stainless Steel	NPTF
1/8 KMM00-S	1/8 KMM00-SS	1/8-27
1/4 KMM00-S	1/4 KMM00-SS	1/4-18
3/8 KMM00-S	3/8 KMM00-SS	3/8-18
1/2 KMM00-S	1/2 KMM00-SS	1/2-14
3/4 KMM00-S	3/4 KMM00-SS	3/4-14
1 KMM00-S	1 KMM00-SS	1-11 1/2

HP - Hexagon head plug - NPTF



Part number		Thread
Steel	Stainless Steel	NPTF
1/8 HP-S	1/8HPMSS	1/8-27
1/4 HP-S	1/4HPMSS	1/4-18
3/8 HP-S	3/8HPMSS	3/8-18
1/2 HP-S	1/2HPMSS	1/2-14
3/4 HP-S	3/4HPMSS	3/4-14
1 HP-S	1HPMSS	1-11 1/2
1 1/4 HP-S	1 1/4HPMSS	1 1/4-11 1/2
1 1/2 HP-S	1 1/2HPMSS	1 1/2-11 1/2

HHP - Hexagon socket plug - NPTF



Part number		Thread
Steel	Stainless Steel	NPTF
1/16 HHP-S	1/16 HHP-SS	1/16-27
1/8 HHP-S	1/8 HHP-SS	1/8-27
1/4 HHP-S	1/4 HHP-SS	1/4-18
3/8 HHP-S	3/8 HHP-SS	3/8-18
1/2 HHP-S	1/2 HHP-SS	1/2-14
3/4 HHP-S	3/4 HHP-SS	3/4-14
1 HHP-S	1 HHP-SS	1-11 1/2

F50G - Male-female thread adaptor - UNF



Part number		Thread	
Steel	Stainless Steel	NPTF	UN/UNF-2A
6-1/4 F50G-S	6-1/4 F50G-SS	1/4-18	9/16-18
8-1/4 F50G-S	8-1/4 F50G-SS	1/4-18	3/4-16
8-3/8 F50G-S	8-3/8 F50G-SS	3/8-18	3/4-16
8-1/2 F50G-S	8-1/2 F50G-SS	1/2-14	3/4-16
10-1/4 F50G-S	10-1/4 F50G-SS	1/4-18	7/8-14
10-3/8 F50G-S	10-3/8 F50G-SS	3/8-18	7/8-14
10-1/2 F50G-S	10-1/2 F50G-SS	1/2-14	7/8-14
10-3/4 F50G-S	-	3/4-14	7/8-14
12-1/2 F50G-S	12-1/2 F50G-SS	1/2-14	1 1/16-12
12-3/4 F50G-S	12-3/4 F50G-SS	3/4-14	1 1/16-12
14-1/2 F50G-S	-	1/2-14	1 3/16-12
14-3/4 F50G-S	-	3/4-14	1 3/16-12
16-1/2 F50G-S	16-1/2 F50G-SS	1/2-14	1 5/16-12
16-3/4 F50G-S	16-3/4 F50G-SS	3/4-14	1 5/16-12
16-1 F50G-S	16-1 F50G-SS	1-11 1/2	1 5/16-12
20-1 F50G-S	20-1 F50G-SS	1-11 1/2	1 5/8-12
20-1 1/4 F50G-S	-	1 1/4-11 1/2	1 5/8-12
24-1 F50G-S	24-1 F50G-SS	1-11 1/2	1 7/8-12
24-1 1/2 F50G-S	-	1 1/2-11 1/2	1 7/8-12

1 AOEG - Male elbow UNF to female NPT



Part number Steel	Thread	
	UNF	NPTF
8-3/8 AOEG-S	3/4-16	3/8-18
10-1/2 AOEG-S	7/8-14	1/2-14
12-3/4 AOEG-S	1 1/16-12	3/4-14
16-1 AOEG-S	1 5/16-12	1-11 1/2

F50G5 - Thread reducer/expander - UNF



Part number Steel	Stainless Steel	Thread	
		UN/UNF-2A	UN/UNF-2B
4-6 F50G5-S	4-6 F50G5-SS	7/16-20	9/16-18
6-4 F50G5-S	6-4 F50G5-SS	9/16-18	7/16-20
6-8 F50G5-S	6-8 F50G5-SS	9/16-18	3/4-16
8-6 F50G5-S	8-6 F50G5-SS	3/4-16	9/16-18
8-10 F50G5-S	8-10 F50G5-SS	3/4-16	7/8-14
10-6 F50G5-S	10-6 F50G5-SS	7/8-14	9/16-18
10-8 F50G5-S	10-8 F50G5-SS	7/8-14	3/4-16
10-12 F50G5-S	10-12 F50G5-SS	7/8-14	1 1/16-12
12-8 F50G5-S	12-8 F50G5-SS	1 1/16-12	3/4-16
12-10 F50G5-S	12-10 F50G5-SS	1 1/16-12	7/8-14
12-16 F50G5-S	12-16 F50G5-SS	1 1/16-12	1 5/16-12
16-8 F50G5-S	16-8 F50G5-SS	1 5/16-12	3/4-16
16-10 F50G5-S	-	1 5/16-12	7/8-14
16-20 F50G5-S	-	1 5/16-12	1 5/8-12
20-12 F50G5-S	20-12 F50G5-SS	1 5/8-12	1 1/16-12
20-16 F50G5-S	20-16 F50G5-SS	1 5/8-12	1 5/16-12
24-12 F50G5-S	24-12 F50G5-SS	1 7/8-12	1 1/16-12
24-16 F50G5-S	24-16 F50G5-SS	1 7/8-12	1 5/16-12
24-20 F50G5-S	24-20 F50G5-SS	1 7/8-12	1 5/8-12

P50N - Hexagon head plug - UNF



Part number Steel	Thread UN/UNF-2A
2 P50N-S	5/16-24
3 P50N-S	3/8-24
4 P50N-S	7/16-20
5 P50N-S	1/2-20
6 P50N-S	9/16-18
8 P50N-S	3/4-16
10 P50N-S	7/8-14
12 P50N-S	1 1/16-12
14 P50N-S	1 3/16-12
16 P50N-S	1 5/16-12
20 P50N-S	1 5/8-12
24 P50N-S	1 7/8-12
32 P50N-S	2.1/2-12

HP50N - Hexagon socket plug - UNF



Part number	Thread		
	Steel	Stainless Steel	UN/UNF-2A
2 HP50N-S	-	-	5/16-24
3 HP50N-S	-	-	3/8-24
4 HP50N-S	4 HP50N-SS	-	7/16-20
5 HP50N-S	-	-	1/2-20
6 HP50N-S	6 HP50N-SS	-	9/16-18
8 HP50N-S	8 HP50N-SS	-	3/4-16
10 HP50N-S	10 HP50N-SS	-	7/8-14
12 HP50N-S	12HP50N-SS	-	1 1/16-12
14 HP50N-S	14 HP50N-SS	-	1 3/16-12
16 HP50N-S	16 HP50N-SS	-	1 5/16-12
20 HP50N-S	20 HP50N-SS	-	1 5/8-12
24 HP50N-S	24 HP50N-SS	-	1 7/8-12

F40HG5 - Adaptor male thread BSPP - Female UNF



Part number	Thread		
	Steel	BSPP	UN/UNF-2B
1/8-4F40HG5S	-	1/8-28	7/16-20
1/4-6F40HG5S	-	1/4-19	9/16-18
3/8-6F40HG5S	-	3/8-19	9/16-18
3/8-8F40HG5S	-	3/8-19	3/4-16
1/2-10F40HG5S	-	1/2-14	7/8-14
3/4-12F40HG5S	-	3/4-14	1 1/16-12
1-16F40HG5S	-	1-11	1 5/16-12
1 1/4-20F40HG5S	-	1 1/4-11	1 5/8-12

F80HG5 - Male-female thread adaptor - Male metric - Female UNF



Part number	Thread		
	Steel	Metric	UN/UNF-2B
M10-4F80HG5S	-	M10X1	7/16-20
M14-6F80HG5S	-	M14X1.5	9/16-18
M16-8F80HG5S	-	M16X1.5	3/4-16
M22-10F80HG5S	-	M22X1.5	7/8-14

1 HMK4 - Union - 60° cone - BSPP



Part number Steel	Thread 1	Thread 2
	BSPP	
2HMK4S	1/8	1/8
4-2HMK4S	1/4	1/8
4HMK4S	1/4	1/4
6-4HMK4S	3/8	1/4
6HMK4S	3/8	3/8
8-4HMK4S	1/2	1/4
8-6HMK4S	1/2	3/8
8HMK4S	1/2	1/2
10-8HMK4S	5/8	1/2
10HMK4S	5/8	5/8
12-6HMK4S	3/4	3/8
12-8HMK4S	3/4	1/2
12-10HMK4S	3/4	5/8
12HMK4S	3/4	3/4
16-8HMK4S	1	1/2
16-12HMK4S	1	3/4
16HMK4S	1	1
20-16HMK4S	1 1/4	1
20HMK4S	1 1/4	1 1/4
24-16HMK4S	1 1/2	1
24-20HMK4S	1 1/2	1 1/4
24HMK4S	1 1/2	1 1/2
32-24HMK4S	2	1 1/2
32HMK4S	2	2

F3MK4 - Male stud connector - BSPP 60° cone (ISO 8434-6) - BSPP - Male BSPT (ISO 7)



Part number Steel	Thread	
	BSPP	BSPT
4-4F3MK4S	1/4	1/4
4F3MK4S	1/4	1/8
4-6F3MK4S	1/4	3/8
6-6F3MK4S	3/8	3/8
6-8F3MK4S	3/8	1/2
6F3MK4S	3/8	1/4
8-8F3MK4S	1/2	1/2
8F3MK4S	1/2	3/8
10F3MK4S	5/8	1/2
10-12F3MK4S	5/8	3/4
12-8F3MK4S	3/4	1/2
12F3MK4S	3/4	3/4
12-16F3MK4S	3/4	1
16-12F3MK4S	1	3/4
16F3MK4S	1	1
20F3MK4S	1 1/4	1 1/4
24F3MK4S	1 1/2	1 1/2

F6MK4 - Swivel male stud - 60° cone - BSPP




Part number Steel	Thread 1	Thread 2
	BSPP	
4-4F6MK4S	1/4	1/4
6-4F6MK4S	3/8	1/4
6-6F6MK4S	3/8	3/8
8-6F6MK4S	1/2	3/8
8-8F6MK4S	1/2	1/2
12-8F6MK4S	3/4	1/2
12-12F6MK4S	3/4	3/4
16-16F6MK4S	1	1

C6MK4 - Swivel nut elbow - 60° cone - BSPP



Part number Steel	Thread BSPP
	4C6MK4S
6C6MK4S	3/8
8C6MK4S	1/2
10C6MK4S	5/8
12C6MK4S	3/4
16C6MK4S	1

FNMK4 - Cap - 60° cone - BSPP




Part number Steel	Thread BSPP
	4FNMK4S
6FNMK4S	3/8
8FNMK4S	1/2
10FNMK4S	5/8
12FNMK4S	3/4
16FNMK4S	1
20FNMK4S	1 1/4
24FNMK4S	1 1/2

PNMK4 - Plug - 60° cone - BSPP



Part number Steel	Thread BSPP
	2PNMK4S
4PNMK4S	1/4
6PNMK4S	3/8
8PNMK4S	1/2
10PNMK4S	5/8
12PNMK4S	3/4
16PNMK4S	1
20PNMK4S	1 1/4
24PNMK4S	1 1/2

1 GG44M - Female thread coupling BSPP



Part number	Thread
Steel	BSPP
1/8GG44MS	1/8
1/4GG44MS	1/4
3/8GG44MS	3/8
1/2GG44MS	1/2
3/4GG44MS	3/4
1GG44MS	1

MMO444M - Female thread tee BSPP



Part number	Thread
Steel	BSPP
1/4MMO444MS	1/4
3/8MMO444MS	3/8
1/2MMO444MS	1/2
3/4MMO444MS	3/4
1MMO444MS	1

FF33M - Male nipple BSPT



Part number	Thread 1	Thread 2
Steel	BSPT	
1/8FF33MS	1/8	1/8
1/4X1/8FF33MS	1/4	1/8
1/4FF33MS	1/4	1/4
3/8X1/4FF33MS	3/8	1/4
3/8FF33MS	3/8	3/8
1/2X3/8FF33MS	1/2	3/8
1/2FF33MS	1/2	1/2
3/4X1/2FF33MS	3/4	1/2
3/4FF33MS	3/4	3/4
1X3/4FF33MS	1	3/4

0107 - Swivel male stud NPTF - Female NPSM



Part number	Thread	
	NPTF	NPSM
0107-2-2	1/8-27	1/8-27
0107-2-4	1/8-27	1/4-18
0107-4-4	1/4-18	1/4-18
0107-4-6	1/4-18	3/8-18
0107-4-8	1/4-18	1/2-14
0107-6-4	3/8-18	1/4-18
0107-6-6	3/8-18	3/8-18
0107-6-8	3/8-18	1/2-14
0107-8-6	1/2-14	3/8-18
0107-8-8	1/2-14	1/2-14
0107-8-12	1/2-14	3/4-14
0107-12-8	3/4-14	1/2-14
0107-12-12	3/4-14	3/4-14
0107-12-16	3/4-14	1-11 1/2
0107-16-12	1-11 1/2	3/4-14
0107-16-16	1-11 1/2	1-11 1/2
0107-16-20	1-11 1/2	1 1/4-11 1/2
0107-20-20	1 1/4-11 1/2	1 1/4-11 1/2
0107-24-24	1 1/2-11 1/2	1 1/2-11 1/2
0107-32-32	2-11 1/2	2-11 1/2

2107 - Swivel male elbow NPTF - Female NPSM



Part number	Thread	
	NPTF	NPSM
2107-2-2	1/8-27	1/8-27
2107-4-4	1/4-18	1/4-18
2107-4-6	1/4-18	3/8-1/8
2107-6-4	3/8-18	1/4-18
2107-6-6	3/8-18	3/8-1/8
2107-6-8	3/8-18	1/2-14
2107-8-6	1/2-14	3/8-1/8
2107-8-8	1/2-14	1/2-14
2107-8-12	1/2-14	3/4-14
2107-12-6	3/4-14	3/8-1/8
2107-12-8	3/4-14	1/2-14
2107-12-12	3/4-14	3/4-14
2107-16-12	1-11 1/2	3/4-14
2107-16-16	1-11 1/2	1-11 1/2
2107-20-20	1 1/4-11 1/2	1 1/4-11 1/2
2107-24-24	1 1/2-11 1/2	1 1/2-11 1/2
2107-32-32	2-11 1/2	2-11 1/2

1

3107 - Swivel male 45° elbow NPTF - Female NPSM



Part number Steel	Thread	
	NPTF	NPSM
3107-2-2	1/8-27	1/8-27
3107-4-4	1/4-18	1/4-18
3107-6-6	3/8-18	3/8-1/8
3107-8-6	1/2-14	3/8-1/8
3107-8-8	1/2-14	1/2-14
3107-12-8	3/4-14	1/2-14
3107-12-12	3/4-14	3/4-14
3107-16-12	1-11 1/2	3/4-14
3107-16-16	1-11 1/2	1-11 1/2
3107-20-20	1 1/4-11 1/2	1 1/4-11 1/2
3107-24-24	1 1/2-11 1/2	1 1/2-11 1/2
3107-32-32	2-11 1/2	2-11 1/2

0207 - Female connector NPTF - Female NPSM



Part number Steel	Thread	
	NPTF	NPSM
0207-2-2	1/8-27	1/8-27
0207-4-4	1/4-18	1/4-18
0207-6-4	3/8-18	1/4-18
0207-6-6	3/8-18	3/8-18
0207-8-8	1/2-14	1/2-14
0207-12-12	3/4-14	3/4-14
0207-16-16	1-11 1/2	1-11 1/2
0207-20-20	1 1/4-11 1/2	1 1/4-11 1/2
0207-24-24	1 1/2-11 1/2	1 1/2-11 1/2
0207-32-32	2-11 1/2	2-11 1/2

2207 - Female elbow NPTF - Female NPSM



Part number Steel	Thread	
	NPTF	NPSM
2207-2-2	1/8-27	1/8-27
2207-4-4	1/4-18	1/4-18
2207-6-6	3/8-18	3/8-1/8
2207-8-8	1/2-14	1/2-14
2207-12-12	3/4-14	3/4-14
2207-16-16	1-11 1/2	1-11 1/2
2207-20-20	1 1/4-11 1/2	1 1/4-11 1/2
2207-24-24	1 1/2-11 1/2	1 1/2-11 1/2

HYDRAULICS

0507 - Swivel male stud UN/UNF - Female NPSM



Part number	Thread	
	NPSM	UN/UNF-2A
0507-4-4	1/4-18	7/16-20
0507-6-4	1/4-18	9/16-18
0507-6-6	3/8-18	9/16-18
0507-6-8	1/2-14	9/16-18
0507-8-6	3/8-18	3/4-16
0507-8-8	1/2-14	3/4-16
0507-8-12	3/4-14	3/4-16
0507-10-8	1/2-14	7/8-14
0507-12-8	1/2-14	1 1/16-12
0507-12-12	3/4-14	1 1/16-12
0507-16-16	1-11 1/2	1 5/16-12
0507-20-20	1 1/4-11 1/2	1 5/8-12

3507 - Swivel male 45° elbow UNF - Female NPSM



Part number	Thread	
	NPSM	UN/UNF-2A
3507-4-4	1/4-18	7/16-20
3507-6-6	3/8-18	9/16-18
3507-8-6	3/8-18	3/4-16
3507-8-8	1/2-14	3/4-16
3507-8-12	3/4-14	3/4-16
3507-10-8	1/2-14	7/8-14
3507-12-12	3/4-14	1 1/16-12
3507-16-16	1-11 1/2	1 5/16-12

2507 - Swivel male elbow UNF - Female NPSM



Part number	Thread	
	NPSM	UN/UNF-2A
2507-4-4	1/4-18	7/16-20
2507-6-4	1/4-18	9/16-18
2507-6-6	3/8-18	9/16-18
2507-8-6	3/8-18	3/4-16
2507-8-8	1/2-14	3/4-16
2507-8-12	3/4-14	3/4-16
2507-10-6	3/8-18	7/8-14
2507-10-8	1/2-14	7/8-14
2507-10-12	3/4-14	7/8-14
2507-12-8	1/2-14	1 1/16-12
2507-12-12	3/4-14	1 1/16-12
2507-16-16	1-11 1/2	1 5/16-12
2507-20-20	1 1/4-11 1/2	1 5/8-12

F3T4 - Male stud connector BSPT - JIS BSPP 60° cone



Part number Steel	Thread	
	BSPP	BSPT
4F3T4S	1/4	1/4
4-6F3T4S	1/4	3/8
6-4F3T4S	3/8	1/4
6F3T4S	3/8	3/8
8-6F3T4S	1/2	3/8
8F3T4S	1/2	1/2
12F3T4S	3/4	3/4
16F3T4S	1	1

C3T4 - Male elbow BSPT - JIS BSPP 60° cone



Part number Steel	Thread	
	BSPP	BSPT
4C3T4S	1/4	1/4
6C3T4S	3/8	3/8
8C3T4S	1/2	1/2
12C3T4S	3/4	3/4
16C3T4S	1	1

HMP4 - Union JIS BSPP 60° cone



Part number Steel	Thread
	BSPP
4HP4S	1/4
6HP4S	3/8
8HP4S	1/2
12HP4S	3/4
16HP4S	1

V3T4 - Male 45° elbow BSPT - JIS BSPP 60° cone



Part number Steel	Thread	
	BSPP	BSPT
4V3T4S	1/4	1/4
6V3T4S	3/8	3/8
8V3T4S	1/2	1/2
12V3T4S	3/4	3/4
16V3T4S	1	1

HP46 - Swivel female union - JIS BSPP 60° cone



Part number Steel	Thread	
	BSPP	BSPP
4HP46S	1/4	
6HP46S	3/8	
8HP46S	1/2	
12HP46S	3/4	

F3P4 - Male stud connector BSPT - JIS BSPP 60° cone



Part number Steel	Thread	
	BSPP	BSPT
4F3P4S	1/4	1/4
6F3P4S	3/8	3/8
8F3P4S	1/2	1/2
12F3P4S	3/4	3/4
16F3P4S	1	1

C3P4 - Male 90° elbow BSPT - JIS BSPP 60° cone



Part number Steel	Thread	
	BSPP	BSPT
4C3P4S	1/4	1/4
6C3P4S	3/8	3/8
8C3P4S	1/2	1/2
12C3P4S	3/4	3/4
16C3P4S	1	1

V3P4 - Male 45° elbow BSPT - JIS BSPP 60° cone



Part number Steel	Thread	
	BSPP	BSPT
4V3P4S	1/4	1/4
6V3P4S	3/8	3/8
8V3P4S	1/2	1/2
12V3P4S	3/4	3/4

1

F63P4 - Swivel male stud - JIS BSPP 60° cone swivel female end (JIS B8363) - Male BSPT (ISO 7)



Part number Steel	Thread	
	BSPP	BSPT
4F63P4S	1/4	1/4
6F63P4S	3/8	3/8
8F63P4S	1/2	1/2
12F63P4S	3/4	3/4

G63P4 - Female swivel connector BSPT - JIS BSPP 60° cone



Part number Steel	Thread	
	BSPP	BSPT
4G63P4S	1/4	1/4
6G63P4S	3/8	3/8
8G63P4S	1/2	1/2
12G63P4S	3/4	3/4
16G63P4S	1	1

G3P4 - Female stud connector - BSPT - JIS BSPP 60° cone



Part number Steel	Thread	
	BSPP	BSPT
4G3P4S	1/4	1/4
6G3P4S	3/8	3/8
8G3P4S	1/2	1/2
12G3P4S	3/4	3/4
16G3P4S	1	1

HYDRAULICS

Description:

- All Parker flange fittings, except for those with a square mounting hole pattern, are designed to conform to O-Ring groove, bolt holes and bolt pattern dimensions of either code 61 or code 62 of SAE J518 and ISO 6162-1 or ISO 6162-2.
- The flange adapters and 4 bolt flange block fittings have O-Ring grooves conforming to dimensions in ISO 6162-1 and -2 (SAE J518). The 4 bolt flange block fittings have through holes for the mounting bolts, again conforming to ISO 6162-1 and -2 (SAE J518).

Advantages:

- Over 60 different configurations are standard in a range of sizes.
- All configurations available as standard in steel, with commonly used styles available in stainless steel.
- Completely forged steel product line.
- Forged construction provides a compact design compared with flanges machined from block steel.
- Code 61/62 fittings and flanges have pressure ratings up to 6000 psi.
- Kits that include mounting hardware (bolts, O-Ring, and if needed flange halves) are available.
- Bolts used in mounting kits are designated at least grade 8.8.

Benefits:

- The breadth of product provides flexibility in piping to ensure the best solution possible.
- Most configurations available as standard in 1/2 inch through 2 inch with sizes as large as 5 inch available in some styles.
- Ensure that these products satisfy the most rigorous of applications.
- Kits reduce ordering and assembly errors.
- Provide long dependable use.

FHS - SAE Split flange halves ISO 6162-1/-2



Part number	Flange size inch	Fixing screw
FHS32CFX	1/2	M8x25
FHS33CFX	3/4	M10x30
FHS34CFX	1	M10x30
FHS35/10CFX	1 1/4	M10x35
FHS35/12CFX	1 1/4	7/16x1 1/2
FHS35CFX	1 1/4	M12x35
FHS36CFX	1 1/2	M12x35
FHS38/12CFX	2	M12x35
FHS38CFX	2	M14x35
FHS310CFX	2 1/2	M12x40
FHS312CFX	3	M16x45
FHS314CFX	3 1/2	M16x45
FHS62CFX	1/2	M8x30
FHS63CFX	3/4	M10x35
FHS64CFX	1	M12x45
FHS65CFX	1 1/4	M14x50
FHS65/12CFX	1 1/4	1/2x1 3/4
FHS66CFX	1 1/2	M16x55
FHS68CFX	2	M20x65

FUS - SAE Flange clamps ISO 6162-1/-2



Part number	Flange size inch	Fixing screw
FUS32CFX	1/2	M8x25
FUS33CFX	3/4	M10x30
FUS34CFX	1	M10x30
FUS35/10CFX	1 1/4	M10x35
FUS35CFX	1 1/4	M12x35
FUS38CFX	2	M14x35
FUS63CFX	3/4	M10x35
FUS64CFX	1	M12x45
FUS65CFX	1 1/4	M14x50
FUS66CFX	2 1/2	M16x55
FUS68CFX	2	M20x65

1

**BFG - Gear pump flange straight - Hydraulic flange - E0
24° cone end - Incl. metr. screws and O-Ring**



Part number	Flange size mm	Fitting series
BFG10L/LK350MDCF	35	10L
BFG12L/LK350MDCF	35	12L
BFG15L/LK350MDCF	35	15L
BFG16S/LK350MDCF	35	16S
BFG15L/LK400MDCF	40	15L
BFG22L/LK400MDCF	40	22L
BFG28L/LK400MDCF	40	28L
BFG20S/LK550MDCF	55	20S

**BFW - Gear pump flange 90° elbow - Hydraulic flange - E0
24° cone end - Incl. metr. screws and O-Ring**



Part number	Flange size mm	Fitting series
BFW12L/LK350MDCF	35	12L
BFW15L/LK350MDCF	35	12L
BFW16S/LK350MDCF	35	16S
BFW20S/LK350MDCF	35	20S
BFW15L/LK400MDCF	40	15L
BFW18L/LK400MDCF	40	18L
BFW22L/LK400MDCF	40	22L
BFW28L/LK400MDCF	40	28L
BFW35L/LK400MDCF	40	35L
BFW20S/LK400MDCF	40	20S
BFW35L/LK550MDCF	55	35L
BFW42L/LK550MDCF	55	42L
BFW30S/LK550MDCF	55	30S

GFS - SAE Straight flange adapter - SAE Flange - E0 24° cone end - (ISO 6162-1/-2)



Part number	Flange size	Fitting series
Only flange adapter	Incl. split flanges, metr. screws and O-Ring	inch
GFS33/20SCFX	GFS33/20SOMDCF	3/4 20S
GFS33/25SCFX	GFS33/25SOMDCF	3/4 25S
GFS34/28LCFX	GFS34/28LOMDCF	1 28L
GFS34/25SCFX	GFS34/25SOMDCF	1 25S
GFS35/35LCFX	GFS35/35LOMDCF	1 1/4 35L
GFS35/38SCFX	GFS35/38SOMDCF	1 1/4 38S
GFS36/35LCFX	GFS36/35LOMDCF	1 1/2 35L
GFS36/42LCFX	GFS36/42LOMDCF	1 1/2 42L
GFS62/16SCFX	GFS62/16SOMDCF	1/2 16S
GFS63/20SCFX	GFS63/20SOMDCF	3/4 20S
GFS63/25SCFX	GFS63/25SOMDCF	3/4 25S
GFS63/30SCFX	GFS63/30SOMDCF	3/4 30S
GFS64/25SCFX	GFS64/25SOMDCF	1 25S
GFS64/30SCFX	GFS64/30SOMDCF	1 30S
GFS65/30SCFX	GFS65/30SOMDCF	1 1/4 30S
GFS65/38SCFX	GFS65/38SOMDCF	1 1/4 38S
GFS66/38SCFX	GFS66/38SOMDCF	1 1/2 38S

WFS - SAE 90° Elbow flange adapter - SAE Flange - EO 24° cone end - (ISO 6162-1/-2)



Part number		Flange size	Fitting series
Only flange adapter	Incl. split flanges, metr. screws and O-Ring	inch	
WFS33/20SCFX	WFS33/20SOMDCF	3/4	20S
WFS34/28LCFX	WFS34/28LOMDCF	1	28L
WFS34/30SCFX	WFS34/30SOMDCF	1	30S
WFS35/35LCFX	WFS35/35LOMDCF	1 1/4	35L
WFS35/25SCFX	WFS35/25SOMDCF	1 1/4	25S
WFS36/42LCFX	WFS36/42LOMDCF	1 1/2	42L
WFS62/16SCFX	WFS62/16SOMDCF	1/2	16S
WFS63/25SCFX	WFS63/25SOMDCF	3/4	25S
WFS64/25SCFX	WFS64/25SOMDCF	1	25S
WFS64/30SCFX	WFS64/30SOMDCF	1	30S
WFS65/30SCFX	WFS65/30SOMDCF	1 1/4	30S
WFS65/38SCFX	WFS65/38SOMDCF	1 1/4	38S
WFS66/38SCFX	WFS66/38SOMDCF	1 1/2	38S

PFF-G - SAE Straight 4 bolt flange with BSPP thread - SAE Flange - Female BSPP thread - (ISO 6162-1/-2) (ISO 1179-1)



Part number			Thread	Flange size
4 bolt flange only	4 bolt flange Incl. metr. screws and O-Ring	Incl. UNC screws and O-Ring	BSPP	inch
PFF32GS	PFF32GSM	PFF32GSU	G1/2	1/2
PFF33GS	PFF33GSM	PFF33GSU	G3/4	3/4
PFF34GS	PFF34GSM	PFF34GSU	G1/2	1
PFF35GS	PFF35GSM	PFF35GSU	G1 1/4	1 1/4
PFF36GS	PFF36GSM	PFF36GSU	G1 1/2	1 1/2
PFF38GS	PFF38GSM	PFF38GSU	G2	2
PFF310GS	PFF310GSM	PFF310GSU	G2.1/2	2.1/2
PFF312GS	PFF312GSM	PFF312GSU	G3	3
PFF63GS	PFF63GSM	PFF63GSU	G3/4	3/4
PFF64GS	PFF64GSM	PFF64GSU	G1/2	1
PFF65GS	PFF65GSM	PFF65GSU	G1 1/4	1 1/4
PFF66GS	PFF66GSM	PFF66GSU	G1 1/2	1 1/2

1

Description:

- Parker's hose assembly lubricant is pressure and temperature resistant. Simply dip the hose ends into Parker Hose oil and slightly lubricate the tooling prior to crimping.
- 1-litre container.

Hose Assembly Lubricant



Part number
HOZE-OIL

Description:

- Water-oil emulsion for easier assembly of Parker Push-Lok® fittings. This product is very useful in combination with 837BM hose (labs-free).
- Push-Lok® assembly oil is also free from wetting disturbing substances, like substances such as e.g. silicone (Labs-free).
- 1-litre bottle.

Push-Lok® Assembly oil



Part number
H896137

HYDRAULICS

711509 - O-Ring for SAE fittings (05 end configuration)



Part number	Inside Diameter mm	Cross section mm	Thread UN/UNF-2A
711509-1	8.92	1.83	7/16-20
711509-2	10.52	1.83	1/2-20
711509-3	11.89	1.98	9/16-18
711509-4	16.36	2.21	3/4-16
711509-5	19.18	2.45	7/8-14
711509-6	23.47	2.95	1 1/16-12
711509-7	29.74	2.95	1 5/16-12
711509-8	37.47	3.00	1 5/8-12

2-0 - O-Ring for ORFS male (JM end configuration)



Part number	Inside Diameter mm	Cross section mm	Thread UN/UNF-2A
2-011N552-90	7.65	1.78	9/16-18
2-012N552-90	9.25	1.78	11/16-16
2-014N552-90	12.42	1.78	13/16-16
2-016N552-90	15.60	1.78	1-14
2-018N552-90	18.77	1.78	1 3/16-12
2-021N552-90	23.52	1.78	1 7/16-12
2-025N552-90	29.87	1.78	1 11/16-12

EARG/C9RG/VURG/VERG - O-Ring for BSPP fittings



Part number	Inside Diameter mm	Cross section mm	Thread BSPP
EARG-4	6.0	1.0	1/4x19
C9RG-10	8.0	1.5	3/8x19
VURG-4	12.0	1.5	1/2x14
EARG-10	13.1	1.6	5/8x14
VERG-14	17.0	1.5	3/4x14
VERG-19	21.0	1.5	1x11
EARG-20	29.5	1.5	1 1/4x11

1

2-2 - O-Ring for SAE flanges



Part number	Inside Diameter mm	Cross section mm	Flange size inch
2-210N552-90	18.64	3.53	1/2
2-214N552-90	24.99	3.53	3/4
2-219N552-90	32.92	3.53	1
2-222N552-90	37.69	3.53	1 1/4
2-225N552-90	47.22	3.53	1 1/2
2-228N552-90	56.74	3.53	2

CARG/C9RG - O-Ring for DIN female swivel hose-end fittings



Part number	Inside Diameter mm	Cross section mm	Thread	
			Heavy series	Light series
CARG-6	4.5	1.5	M14x1.5	M12x1.5
C9RG-8	6.5	1.5	M16x1.5	M14x1.5
C9RG-10	8.0	1.5	M18x1.5	M16x1.5
C9RG-12	10.0	1.5	M20x1.5	M18x1.5
C9RG-14	11.0	2.0	M22x1.5	
CARG-15	12.0	2.0		M22x1.5
C9RG-16	13.0	2.0	M24x1.5	
CARG-18	15.0	2.0		M26x1.5
C9RG-20	16.3	2.4	M30x2	
CARG-22	20.0	2.0		M30x2
C9RG-25	20.3	2.4	M36x2	
CARG-28	26.0	2.0		M36x2
C9RG-30	25.3	2.4	M42x2	
CARG-35	32.0	2.5		M45x2
C9RG-38	33.0	2.5	M52x2	
CARG-42	37.7	2.6		M52x2

HYDRAULICS



For your safety!

Under certain circumstances, quick couplings can be subjected to extreme loadings such as vibration and uncontrolled pressure peaks.

Only by using genuine Parker components and following Parker assembly instructions can you be assured of the reliability and safety of the products and their conformity to the applicable standards.

Failure to follow this rule can adversely affect the functional safety and reliability of products, cause personal injury, property damage, and result in loss of your guarantee rights.

Subject to alteration.

For your safety, see safety guide pages 12-12 in our main catalogue CAT/3800/UK.
Available on request.

1

HYDRAULICS

- Description:** • Meet the requirements of ISO 7241-1 Series B.
- Material:** • Poppet valving.
• Steel, stainless steel and brass.
- NBR (nitrile) or FKM (Viton™) seals as standard. Other materials (EPDM, CR, Kalrez, etc.) on request.
- Operating temperature:** • From -40°C to +110°C for NBR seal.
• From -20°C to +200°C for FKM seal (Viton™).
- Applications:** • Semiconductor industry, steel manufacturing, pneumatic and hydraulic hand tools, food and bottling industry, power generating plants, hydroelectric power stations (filling / connection of mobile filtration equipment).
- Advantages:** • Broad range of materials, seals and end configurations.
- Benefits:** • Can be used for any type of industrial application.

60 Series - Steel - Female BSPP



Part number		Thread BSPP	Body size inch	Operating Pressure	
Female body	Male tip			bar	psi
H2-62-BSPP	H2-63-BSPP	1/4	1/4	350	5000
H3-62-BSPP	H3-63-BSPP	3/8	3/8	280	4000
H4-62-BSPP	H4-63-BSPP	1/2	1/2	280	4000
H6-62-BSPP	H6-63-BSPP	3/4	3/4	175	2500
H8-62-BSPP	H8-63-BSPP	1	1	140	2000

60 Series - Steel - Female NPTF



Part number		Thread NPTF	Body size inch	Operating Pressure	
Female body	Male tip			bar	psi
H2-62	H2-63	1/4-18	1/4	350	5000
H3-62	H3-63	3/8-18	3/8	280	4000
H4-62	H4-63	1/2-14	1/2	280	4000
H6-62	H6-63	3/4-14	3/4	175	2500
H8-62	H8-63	1-11 1/2	1	140	2000

60 Series - Stainless steel 303 - Female BSPP



Part number		Thread BSPP	Body size inch	Operating Pressure	
Female body	Male tip			bar	psi
SH2-62-BSPP	SH2-63-BSPP	1/4	1/4	350	5000
SH3-62-BSPP	SH3-63-BSPP	3/8	3/8	350	5000
SH4-62-BSPP	SH4-63-BSPP	1/2	1/2	350	5000
SH6-62-BSPP	SH6-63-BSPP	3/4	3/4	210	3000
SH8-62-BSPP	SH8-63-BSPP	1	1	210	3000

60 Series - Stainless steel 303 - Female NPTF



Part number		Thread NPTF	Body size inch	Operating Pressure	
Female body	Male tip			bar	psi
SH2-62	SH2-63	1/4-18	1/4	350	5000
SH4-62	SH4-63	1/2-14	1/2	350	5000
SH6-62	SH6-63	3/4-14	3/4	210	3000
SH8-62	SH8-63	1-11 1/2	1	210	3000

60 Series - Stainless steel 316 - Female BSPP



Part number		Thread BSPP	Body size inch	Operating Pressure	
Female body	Male tip			bar	psi
SSH2-62Y-BSPP*	SSH2-63Y-BSPP*	1/4	1/4	350	5000
SSH3-62Y-BSPP*	SSH3-63Y-BSPP*	3/8	3/8	350	5000
SSH4-62Y-BSPP*	SSH4-63Y-BSPP*	1/2	1/2	350	5000
SSH6-62Y-BSPP*	SSH6-63Y-BSPP*	3/4	3/4	210	3000
SSH8-62Y-BSPP*	SSH8-63Y-BSPP*	1	1	210	3000

* Suffix y designates FKM (Viton™) seal.

60 Series - Stainless steel 316 - Female NPTF



Part number		Thread NPTF	Body size inch	Operating Pressure	
Female body	Male tip			bar	psi
SSH2-62Y	SSH2-63Y	1/4-18	1/4	350	5000
SSH3-62Y	SSH3-63Y	3/8-18	3/8	350	5000
SSH4-62Y	SSH4-63Y	1/2-14	1/2	350	5000
SSH6-62Y	SSH6-63Y	3/4-14	3/4	210	3000
SSH8-62Y	SSH8-63Y	1-11 1/2	1	210	3000

60 Series - Brass - Female NPTF



Part number		Thread NPTF	Body size inch	Operating Pressure	
Female body	Male tip			bar	psi
BH2-60	BH2-61	1/4-18	1/4	255	3700
BH3-60	BH3-61	3/8-18	3/8	185	2700
BH4-60	BH4-61	1/2-14	1/2	240	3500
BH6-60	BH6-61	3/4-14	3/4	150	2200

* Suffix y designates FKM (Viton™) seal.

60 Series - Dust caps and plugs - Aluminium



Part number		Body size inch
for female body	for male tip	
H2-65	H2-66	1/4
H3-65	H3-66	3/8
H4-65	H4-66	1/2
H6-65	H6-66	3/4
H8-65	H8-66	1

* Suffix y designates FKM (Viton™) seal.

60 Series - Dust caps and plugs - Rubber



Part number		Body size inch
for female body	for male tip	
H2-65M	H2-66M	1/4
H3-65M	H3-66M	3/8
H4-65M	H4-66M	1/2
H6-65M	H6-66M	3/4
H8-65M	H8-66M	1

- Description:**
- Meets the requirement of ISO 16028.
 - Flat-face valve.
 - Safety locking mechanism protecting against accidental disconnection.
 - Modular construction: broad choice of end configurations.
- Material:**
- Cr(VI)-free plated steel.
- Operating pressure:**
- Up to 315 bar (4565 psi).
- Operating temperature:**
- From -30°C to +100°C (with standard NBR seal).
- Applications:**
- Road service vehicles, snowploughs, hydraulic applications: excavators, rock hammers, drilling rigs.
 - Difficult operating conditions: pressure impulses.
- Advantages:**
- Minimum fluid loss during disconnection: no pollution of the working place.
 - Minimum inclusion of air or contamination during connection: protection of the circuit.
 - Minimum pressure drop: increased performance.
- Benefits:**
- Lower maintenance costs.
 - Easy cleaning and longer service life.

FEM Series - Female BSPP - DIN 3852



Part number Female body	Male tip	Thread BSPP	Body size inch	Operating Pressure	
				bar	psi
FEM-251-4FB	FEM-252-4FB	1/4	1/4	315	4565
FEM-371-6FB	FEM-372-6FB	3/8	3/8	250	3625
FEM-371-8FB	FEM-372-8FB	1/2	3/8	250	3625
FEM-501-8FB	FEM-502-8FB	1/2	1/2	250	3625
FEM-501-12FB	FEM-502-12FB	3/4	1/2	250	3625
FEM-621-12FB	FEM-622-12FB	3/4	5/8	250	3625
FEM-751-16FB	FEM-752-16FB	1	3/4	250	3625
FEM-1001-20FB	FEM-1002-20FB	1 1/4	1	200	2900

- Description:**
- Stainless steel version of the FEM series.
 - Dimensions meet the requirements of ISO 16028.
 - Flat-face valve.
 - Safety locking mechanism protecting against accidental disconnection (not push/pull version).
- Material:**
- AISI 316.
- Operating pressure:**
- Up to 315 bar (4565 psi).
- Operating temperature:**
- From -25°C to +200°C (with standard FKM seal).
- Applications:**
- Industrial applications, Cooling lines, Marine applications.
- Advantages:**
- Minimum fluid loss during disconnection: no pollution of the working place.
 - Minimum inclusion of air or contamination during connection: protection of the circuit.
 - Minimum pressure drop: increased performance.
 - Excellent corrosion resistance.
- Benefits:**
- Lower maintenance costs.
 - Easy cleaning and longer service life.

IF Series - AISI 316 L - Female BSPP thread - DIN 3852



Part number Female body	Male tip	Thread BSPP	Body size inch	Operating Pressure	
				bar	psi
IF2510 RV	IF2520 RV	1/4	1/4	315	4565
IF3810 RV	IF3820 RV	3/8	3/8	250	3625
IF5010 RV	IF5020 RV	1/2	1/2	250	3625
IF6310 RV	IF6320 RV	3/4	5/8	250	3625
IF7510 RV	IF7520 RV	3/4	3/4	250	3625
IF10010 RV	IF10020 RV	1	1	200	2900

Description:	<ul style="list-style-type: none"> Flat-face coupling according to TEMA profile. Higher work pressure and lower pressure drop compared with FEM and IF series. Versions with push/pull function to mount in plate or panel. Versions with pressure eliminator function to enable connection with residual pressure. Safety locking mechanism protecting against accidental disconnection (not push/pull version).
Material:	<ul style="list-style-type: none"> Cr(VI)-free plated steel.
Operating pressure:	<ul style="list-style-type: none"> Up to 800 bar (11600 psi).
Operating temperature:	<ul style="list-style-type: none"> From -30°C to +100°C (with standard seals).
Applications:	<ul style="list-style-type: none"> Industrial: road service vehicles, snowploughs, industrial machines etc. Construction: excavators, wheel loaders, demolishing machines, etc.

Advantages:	<ul style="list-style-type: none"> Minimum fluid loss during disconnection: no pollution of the working place. Minimum inclusion of air or contamination during connection: protection of the circuit. Minimum pressure drop: increased performance (standard version: below 3 bar dP @ 500 lpm). Push/pull function, if push/pull version. Easy to connect with residual pressure (versions with pressure eliminator).
Benefits:	<ul style="list-style-type: none"> Lower fuel and energy cost because of the high efficiency. Lower maintenance costs. Easy cleaning and longer service life.

TEMA FF Series - Female BSPP - DIN 3852



Part number		Thread BSPP	Body size inch	Operating Pressure	
Female body	Male tip			bar	psi
FF2510	FF2520	1/4	1/4	800	11600
FF2510-38	FF2520-38	3/8	1/4	800	11600
FF3810	FF3820	3/8	3/8	500	7250
FF3810-50	FF3820-50	1/2	3/8	500	7250
FF5010 C	FF5020 C	1/2	1/2	450	6525
FF5010-75C	FF5020-75C	3/4	1/2	450	6525
FF7510 C	FF7520 C	3/4	3/4	400	5800
FF7510-100C	FF7520-100C	1	3/4	400	5800
FF10010 C	FF10020 C	1	1	350	5075
FF10010-125C	FF10020-125C	1 1/4	1	350	5075
FF10020-150C	FF10020-150C	1 1/2	1	350	5075

TEMA FF Series - Pressure eliminator version - Female BSPP thread - DIN 3852



Part number		Thread BSPP	Body size inch	Operating Pressure	
Female body	Male tip			bar	psi
-	FF2521	1/4	1/4	800	11600
-	FF2521-38	3/8	1/4	800	11600
-	FF3821	3/8	3/8	500	7250
-	FF3821-50	1/2	3/8	500	7250
-	FF5021 C	1/2	1/2	450	6525
-	FF5021-75C	3/4	1/2	450	6525
-	FF7521 C	3/4	3/4	400	5800
-	FF7521-100C	1	3/4	400	5800
-	FF10021 C	1	1	350	5075
-	FF10021-125C	1 1/4	1	350	5075

TEMA FF Series - Push/Pull version - Female BSPP thread - DIN 3852



Part number		Thread BSPP	Body size inch	Operating Pressure	
Female body	Male tip			bar	psi
FF5010 CE	-	1/2	1/2	450	6525
FF7510 CE	-	3/4	3/4	400	5800
FF7510-100CE	-	1	3/4	400	5800

TEMA FF Series - Push/Pull and pressure eliminator version - Female BSPP thread - DIN 3852



Part number		Thread BSPP	Body size inch	Operating Pressure	
Female body	Male tip			bar	psi
-	FF5021 CE	1/2	1/2	450	6525
-	FF7521 CE	3/4	3/4	400	5800
-	FF7521-100CE	1	3/4	400	5800

- Description:**
- Plastic dust covers for the flush faces couplers.
- Advantages:**
- Minimising dirt, dust and other contamination to enter the quick coupling and/or the system.
 - Male and female dust caps can be connected when quick coupling is connected: keeps dust caps clean inside.
- Benefits:**
- Increased life time of the quick coupling.
 - Reduces the risk of contaminations entering the hydraulic system.

FEM and IF Series - Dust caps and plugs - Plastic



Part number		Body size inch
for female body	for male tip	
PFE-251-P	CFE-252-P	1/4
PFE-371-P	CFE-372-P	3/8
PFE-501-P	CFE-502-P	1/2
PFE-621-P	CFE-622-P	5/8
PFE-751-P	CFE-752-P	3/4
PFE-1001-P	CFE-1002-P	1

TEMA FF Series - Dust caps and plugs - Plastic




Part number		Body size inch
Female body	Male tip	
FF2516	FF2526	1/4
FF3816	FF3826	3/8
FF5016	FF5026	1/2
FF7516	FF7526	3/4
FF10016	FF10026	1

Note : Standard dust caps and plugs are blue.

- Description:**
- Interchangeable with similar products.
 - Spill-free valve.
 - Males and females are delivered with plastic dust cap or plug.
- Material:**
- Cr(VI)-free plated steel.
- Operating pressure:**
- Up to 1000 bar (14500 psi) for HP1000 series.
 - Up to 1500 bar (21755 psi) for HP1500 series.
- Operating temperature:**
- From -30°C to +100°C.
- Applications:**
- Very high pressure hydraulic tools : jacks, rams, clamping devices, torque wrenches, nut runners.
 - Rescue equipment: spreaders, cutters, lifting bags.

- Advantages:**
- Robustness and compact design.
 - Positive locking mechanism.
 - Minimum fluid loss during disconnection: no pollution of the working place.
- Benefits:**
- Maximum safety for the end-user.
 - Longer service life.

HP1000 Series - Female BSPP



Part number	Female body	Male tip	Thread	Body size	Operating Pressure	
					BSPP	inch
HP1010 4131		HP1020 413	1/4	1/4	1000	14500
HP1010 4132*		HP1020 413	1/4	1/4	1000	14500

* with safety locking feature.

HP1500 Series - Female BSPP



Part number	Female body	Male tip	Thread	Body size	Operating Pressure	
					BSPP	inch
HP1510 4131		HP1520 413	1/4	1/4	1500	21755
HP1510 4132*		HP1520 413	1/4	1/4	1500	21755

* with safety locking feature.

HP Series - Dust caps and plug - Plastic



Part number	Female body	Male tip	Body size
			inch
HP16		HP26	1/4

Note : Standard dust caps and plugs are blue.

- Description:**
- Interchangeable with similar products.
 - Screw locking mechanism.
 - Ball or poppet valving.
- Material:**
- Cr(VI)-free plated steel.
- Operating pressure:**
- Up to 700 bar (10150 psi) static.
- Operating temperature:**
- From -30°C to +110°C for NBR seal (size 1/4").
 - From -30°C to +80°C for polyurethane seal (size 3/8").
- Applications:**
- Portable hydraulic rams, hydraulic jacks, rams and clamping devices, clamping hand tools, rescue equipment.
- Advantages:**
- Ball or poppet valving, both interchangeable.
 - Poppet version allows no oil sweat at low pressure even in disconnected position.
- Benefits:**
- Makes maintenance easier.
 - Better performances.

3000 Series - Male NPTF (female body) - Female NPTF (male tip)



Part number		Thread BSPP	Body size inch	Operating Pressure		Valving
Female body	Male tip			bar	psi	
3050-2	3010-2	1/4	1/4	700	10150	Ball
3050-2P	3010-2P	1/4	1/4	700	10150	Poppet
3050-3	3010-3	3/8	3/8	700	10150	Ball
3050-3P	3010-3P	3/8	3/8	700	10150	Poppet

3000 Series - Dust caps and plugs - Steel



Part number		Body size inch
for female body	for male tip	
3005-2	3009-2	1/4
3005-3	3009-3	3/8

Warning: couplers should be pressurised only when completely connected and should not be coupled or uncoupled when pressurised.

Description:	<ul style="list-style-type: none"> Meets the requirements of ISO 7241-1 Series A. Reference couplings in the agricultural market. Poppet valving.
Material:	<ul style="list-style-type: none"> Cr(VI)-free plated steel.
Operating pressure:	<ul style="list-style-type: none"> Up to 350 bar (5000 psi).
Operating temperature:	<ul style="list-style-type: none"> From -40°C to +110°C.
Applications:	<ul style="list-style-type: none"> Used for a wide range of agricultural applications: tractors, accessories, etc. Mobile and construction equipment, in-plant machinery, hand tools.
Advantages:	<ul style="list-style-type: none"> Monobloc construction.
Benefits:	<ul style="list-style-type: none"> Robustness, lower maintenance costs.

6600 Series - Female BSPP



Part number Female body	Male tip	Thread BSPP	Body size inch	Operating Pressure	
				bar	psi
6603-4-4	6605-4-4	1/4	1/4	350	5000
6603-6-6	6605-6-6	3/8	3/8	280	4000
6603-8-10	6605-8-10	1/2	1/2	280	4000
6603-12-12	6605-12-12	3/4	3/4	280	4000
6603-16-16	6605-16-16	1	1	280	4000

6600 Series - Dust caps and plugs - Rubber



Part number for female body	for male tip	Body size inch
6659-4PL	6657-4PL	1/4
6659-6PL	6657-6PL	3/8
6659-8PL	6657-8PL	1/2
6659-12PL	6657-12PL	3/4
6659-16PL	6657-16PL	1

Note: standard dust caps and plugs are red.

- Description:**
- Meets the requirements of ISO 7241-1 Series A.
 - Modular construction: broad choice of end configurations.
 - Ball or poppet valving.
- Material:**
- Cr(VI)-free plated steel.
- Operating pressure:**
- Up to 315 bar (4565 psi).
- Operating temperature:**
- From -25°C to +110°C.
- Applications:**
- Used for a wide variety of agricultural applications: tractors, accessories, etc.
 - Mobile and construction equipment, industrial equipment.
- Advantages:**
- Double acting sleeve (Push-Pull): break-away capability.
 - Three-part poppet style valving with a moulded shaped seal: no seal washout at high flow rates.
- Benefits:**
- Easy use: one hand connection.
 - Longer service life.
 - Lower maintenance costs.

2000 Series - Female BSPP - DIN 3852 - Form Y



Part number		Thread BSPP	Body size inch	Operating Pressure	
Female body	Male tip			bar	psi
4V53G4X3-B	4V13G4X3-B	3/8	3/8	315	4565
4V54G4X3-B	4V14G4X3-B	3/8	1/2	250	3625
4V54G4X4-B	4V14G4X4-B	1/2	1/2	250	3625
4V54G4X6-B	4V14G4X6-B	3/4	1/2	250	3625
4054-G4X4-B*	4014-G4X4-B*	1/2	1/2	210	3045

* Ball valving.

2000 Series - Female NPTF - DIN 3852 - Form Y



Part number		Thread NPTF	Body size inch	Operating Pressure	
Female body	Male tip			bar	psi
4054-G0Z4-B*	4014-G0Z4-B*	1/2-14	1/2	210	3045

* Ball valving.

2000 Series - Female metric - DIN 3852 - Form Y



Part number		Thread Metric	Body size inch	Operating Pressure	
Female body	Male tip			bar	psi
4V54G8X5-B	4V14G8X5-B	M18X1.5	1/2	250	3625
4V54G8X6-B	4V14G8X6-B	M22X1.5	1/2	250	3625

2000 Series - Male BSPP - DIN 3852 - Form B



Part number		Thread BSPP	Body size inch	Operating Pressure	
Female body	Male tip			bar	psi
4V53F4B3-B	4V13F4B3-B	3/8	3/8	315	4565
4V54F4B3-B	4V14F4B3-B	3/8	1/2	250	3625
4V54F4B4-B	4V14F4B4-B	1/2	1/2	250	3625

2000 Series - Male metric - 24° cone - DIN 2353



Part number		Thread Metric	Body size inch	Operating Pressure	
Female body	Male tip			bar	psi
4V53D6X3-B	4V13D6X3-B	10 L	3/8	315	4565
4V54D6X2-B	4V14D6X2-B	8 L	1/2	250	3625
4V54D6X3-B	4V14D6X3-B	10 L	1/2	250	3625
4V54D6X4-B	4V14D6X4-B	12 L	1/2	250	3625
4V54D6X5-B	4V14D6X5-B	15 L	1/2	250	3625
4V54D6X6-B	4V14D6X6-B	18 L	1/2	250	3625
4V54D7X3-B	4V14D7X3-B	10 S	1/2	250	3625
4V54D7X6-B	4V14D7X6-B	16 S	1/2	250	3625

2000 Series - Male metric - 24° cone - DIN 2353 - Bulkhead



Part number		Thread Metric	Body size inch	Operating Pressure	
Female body	Male tip			bar	psi
4V54E6X3-B	4V14E6X3-B	10 L	1/2	250	3625
4V54E6X4-B	4V14E6X4-B	12 L	1/2	250	3625
4V54E6X5-B	4V14E6X5-B	15 L	1/2	250	3625
4V54E7X4-B	4V14E7X4-B	12 S	1/2	250	3625
4V54E7X6-B	4V14E7X6-B	16 S	1/2	250	3625

2000 Series - Dust caps and plugs



Part number	Female body	Male tip	Body size inch	Material
5025-3PR	5029-3PR	3/8	Plastic	
5005-4	5009-4	1/2	Steel	

* Colour code: when ordering, add after the part number the letter corresponding to the colour you require.
B = blue, G = green, R = red, O = orange, Y = yellow, BL = black.

- Description:**
- High performance rigid coupler which meets the requirements of ISO 7241-1 Series A and ISO 5675.
 - Patented design. Poppet valving.
 - This coupler is a reference for the most important manufacturers of agricultural equipment.
 - Must be used with a male tip which meets the requirements of ISO 7241-1-A.
 - Optional possibility: connect under max operating pressure on the female side (please contact us).
- Material:**
- Steel.
- Operating pressure:**
- Up to 250 bar (3625 psi).
- Operating temperature:**
- From -30°C to +110°C.
- Applications:**
- Medium and high power tractors: direct mounting on the directional valve or rigid piping.
- Advantages:**
- Push-Pull coupling with break-away capability.
 - No seal washout at high flow rates.
 - Three-part poppet style valving with a moulded shaped seal.
- Benefits:**
- Easy use: one-hand connection.
 - Lower maintenance costs.
 - Longer service life.

RSD Series - Male metric - ISO 6149-2



Part number	Thread	Body size	Operating Pressure	
			bar	psi
RSD-501-22MM-F	M22x1.5	1/2	250	3625

RSD Series - Male metric - DIN 2353 15L - Bulkhead



Part number	Thread	Body size	Operating Pressure	
			bar	psi
RSD-501-22BMCL-F	M22x1.5	1/2	250	3625

RSD Series - Male UNF - JIC 37° - SAE J514 - Bulkhead



Part number	Thread	Body size	Operating Pressure	
			bar	psi
RSD-501-8HMF-F	3/4-16	1/2	250	3625

Locknut is included.

- Description:**
- The 1/2" body size meets the requirements of ISO 7241-1 Series A.
 - Ball or poppet valving.
 - Famous coupling widely used in the market.
- Material:**
- Cr(VI)-free plated steel.
- Operating pressure:**
- Up to 200 bar (2900 psi).
- Operating temperature:**
- From -40°C to +110°C.
- Applications:**
- Used for a wide range of forestry and agricultural equipment: tractors, agricultural machinery, etc.
 - Construction and mobile equipment, in-plant machinery.

- Advantages:**
- Shrouded retainer in the male type size 1/2": higher back flow capability.
- Benefits:**
- Standard coupling with improved performance.

4000 Series - Female NPTF



Part number		Thread NPTF	Body size inch	Operating Pressure		Valving
Female body	Male tip			bar	psi	
4050-2P	4010-2P	1/4-18	1/4	200	2900	Poppet
4050-3P	4010-3P	3/8-18	3/8	200	2900	Poppet
4050-5	8010-5	3/4-14	1/2	200	2900	Ball
4150-5	4110-5	3/4-14	3/4	200	2900	Ball
4050-6P	4010-6P	1-11 1/2	1	200	2900	Poppet

4000 Series - Female BSPP



Part number		Thread BSPP	Body size inch	Operating Pressure		Valving
Female body	Male tip			bar	psi	
4050-27-B	4010-27-B	1/4	1/4	200	2900	Ball
4050-28-B	4010-28-B	3/8	3/8	200	2900	Ball

4000 Series - Dust caps and plugs



Part number	Female body	Male tip	Body size inch	Material
5205-2M	5209-2M	5209-2M	1/4	Rubber
5205-3M	5209-3M	5209-3M	3/8	Rubber
5205-4M	5209-4M	5209-4M	1/2	Rubber
5205-5M	5209-5M	5209-5M	3/4	Rubber
5205-6M	5209-6M	5209-6M	1	Rubber
5005-4	5009-4	5009-4	1/2	Steel

Colour code: when ordering, add after the part number the letter corresponding to the colour you require.
B = blue, G = green, R = red, O = orange, Y = yellow, BL = black.

1

HYDRAULICS

- Description:**
- Interchangeable with similar products.
 - Screw locking mechanism.
 - Poppet valving.
- Material:**
- Cr(VI)-free plated steel.
- Operating pressure:**
- Up to 450 bar (6525 psi).
- Operating temperature:**
- From -25°C to +110°C.
- Applications:**
- Agricultural and mobile equipment, rock hammers, forestry equipment, snowgroomers.
- Advantages:**
- Connection with a pressure up to 50 bar (725 psi) is possible.
 - Three-part poppet style valving with a moulded shaped seal: no seal washout at high flow rates.
- Benefits:**
- Longer service life.
 - Lower maintenance costs.

QHPA Series - Male metric - 24° cone - DIN 2353



Part number		Thread Metric	Body size inch	Operating Pressure	
Female body	Male tip			bar	psi
QHPA53-D6X2-B	QHPA13-D6X2-B	8 L	3/8	315	4565
QHPA53-D6X3-B	QHPA13-D6X3-B	10 L	3/8	315	4565
QHPA53-D7X3-B	QHPA13-D7X3-B	10 S	3/8	450	6525
QHPA53-D7X4-B	QHPA13-D7X4-B	12 S	3/8	450	6525
QHPA54-D6X4-B	QHPA14-D6X4-B	12 L	1/2	315	4565
QHPA54-D6X5-B	QHPA14-D6X5-B	15 L	1/2	315	4565
QHPA54-D7X5-B	QHPA14-D7X5-B	14 S	1/2	400	5800
QHPA54-D7X6-B	QHPA14-D7X6-B	16 S	1/2	400	5800
QHPA56-D6X6-B	QHPA16-D6X6-B	18 L	3/4	315	4565
QHPA56-D6X7-B	QHPA16-D6X7-B	22 L	3/4	160	2320
QHPA56-D7X7-B	QHPA16-D7X7-B	20 S	3/4	315	4565
QHPA56-D7X8-B	QHPA16-D7X8-B	25 S	3/4	315	4565
QHPA58-D7X9-B	QHPA18-D7X9-B	30 S	1	200	2900

QHPA Series - Male metric - 24° cone - DIN 2353 - Bulkhead



Part number		Thread Metric	Body size inch	Operating Pressure	
Female body				bar	psi
QHPA53-E6X2-B		8 L	3/8	315	4565
QHPA53-E6X3-B		10 L	3/8	315	4565
QHPA53-E7X4-B		12 S	3/8	450	6525
QHPA54-E6X4-B		12 L	1/2	315	4565
QHPA54-E6X5-B		15 L	1/2	315	4565
QHPA54-E7X6-B		16 S	1/2	400	5800
QHPA56-E6X6-B		18 L	3/4	315	4565
QHPA56-E7X7-B		20 S	3/4	315	4565
QHPA56-E7X8-B		25 S	3/4	315	4565
QHPA58-E7X9-B		30 S	1	200	2900

QHPA Series - Male BSPP - DIN 3852 - Form B



Part number		Thread BSPP	Body size inch	Operating Pressure	
Female body	Male tip			bar	psi
QHPA53-F4B3-B	QHPA13-F4B3	3/8	3/8	450	6525
QHPA54-F4B4-B	QHPA14-F4B4	1/2	1/2	400	5800

QHPA Series - Female BSPP - DIN 3852 - Form Y



Part number		Thread BSPP	Body size inch	Operating Pressure	
Female body	Male tip			bar	psi
QHPA53-G4X3-B	QHPA13-G4X3-B	3/8	3/8	450	6525
QHPA54-G4X4-B	QHPA14-G4X4-B	1/2	1/2	400	5800
QHPA56-G4X6-B	QHPA16-G4X6-B	3/4	3/4	315	4565
QHPA56-G4X8-B	QHPA16-G4X8-B	3/4	3/4	315	4565

QHPA Series - Dust caps and plugs - Polyethylene



Part number		Body size inch
for female body	for male tip	
QHPA13-DC	QHPA53-DP	3/8
QHPA14-DC	QHPA54-DP	1/2
QHPA16-DC	QHPA56-DP	3/4
QHPA18-DC	QHPA58-DP	1

1

HYDRAULICS

- Description:**
- Meets the requirements of ISO 7241-1 Series A.
 - Possibility of connecting 2 hydraulic lines simultaneously.
 - No coupling misconnection or accidental disconnection.
 - Possibility of connecting under pressure up to 250 bar (3625 psi) in one hydraulic line only.
- Material:**
- Steel.
- Operating pressure:**
- Up to 250 bar (3625 psi).
- Operating temperature:**
- From -30°C to +110°C.
- Applications:**
- Agricultural applications: front loaders, hedge cutters, etc.
 - Road service vehicles: road service lorries, road sweepers, snowploughs.
 - Industrial applications: easy and fast connection and disconnection of implements or tooling.

- Advantages:**
- Easy to connect.
- Benefits:**
- Time saving and full security.

MACH 2 - Metric thread - DIN 2353

Part number		Body size inch	Operating Pressure		Tube size mm
Female body	Male tip		bar	psi	
MACH2-IA-B	MACH2-IA-P	1/2	250	3625	15 L



Description:	<ul style="list-style-type: none"> Meets the requirements of ISO 7241-1 Series A. Possible to connect 4, 5, 6 or 7 hydraulic lines simultaneously. No coupling misconnection or accidental disconnection. Using standard interface allows end users to connect their standard quick coupling equipped implements. Possibility to connect with two lines under 200 bar (2900 psi), if other lines are not under pressure.
Material:	<ul style="list-style-type: none"> Steel.
Operating pressure:	<ul style="list-style-type: none"> Up to 250 bar (3625 psi).
Operating temperature:	<ul style="list-style-type: none"> From -30°C to +110°C.
Applications:	<ul style="list-style-type: none"> Agricultural applications: front loaders, hedge cutters, etc. Road service vehicles: road service lorries, road sweepers, snowploughs. Industrial applications: easy and fast connection and disconnection of implements or tooling.
Advantages:	<ul style="list-style-type: none"> Easy to connect.
Benefits:	<ul style="list-style-type: none"> Time saving and full security.

MACH System - DIN 2353 - Top connector



Part number	Number of hydraulic lines
Top Connector	
MACH4/715LT	4
MACH 7T*	7

* Electrical connector included.

MACH System - DIN 2353 - Base connector



Part number	Number of hydraulic lines
Top Connector	
MACH4/715LB	4
MACH 7B*	7

* Electrical connector included.

- Description:**
- Flat-face valve.
 - Possibility of connecting of up to 4 hydraulic lines and electrical connection simultaneously.
 - Two versions available:
 - Compact version with up to 2 lines + electrical connection.
 - Standard version with up to 4 lines + electrical connection.
 - Possibility of connecting with residual pressure up to 350 bar (3625 psi) on the side of the mobile coupling plate.
 - Delivered with aluminum dust protection (for female plates) and with parking station (for male plates).
 - Multiple lever options (U-shaped lever or right/left side one hand lever, with or without removable lever).
- Material:**
- Couplings are made from Steel.
 - Plates, dust protection and parking station are made from aluminum.
 - Some internal parts made from AISI 316L.
- Operating pressure:**
- 350 bar (5075 psi) for all versions.
- Operating temperature:**
- From -30°C to +100°C.
- Applications:**
- Industrial: road service vehicles, snowploughs, industrial machines etc.
 - Construction: excavators, wheel loaders, demolishing machines, etc.
- Advantages:**
- Design with lever: easy to connect with low force.
 - Quick to connect/disconnect several lines at once.
 - No risk of misaligning the hydraulic lines.
 - Modular design with choice of 7 pole or 14 pole electrical connection.
- Benefits:**
- Time saving and full security.

Multi-Line compact - Female BSPP - DIN 3852



Part number	Body size inch	Number of hydraulic lines	Lever options	Type of electrical connection	
Female/Fixed plate	Male/Mobile plate				
TMFC333BR	TMMC33	3/8; 3/8	2	Right, removable	No
TMFC33YA	TMMC33Y	3/8; 3/8	2	Left, fixed	7 pole
TMFC33YB	TMMC33Y	3/8; 3/8	2	Left, removable	7 pole
TMFC55AAR	TMMC55	1/2; 1/2	2	Right, fixed	No
TMFC55QBRR	TMMC55Q	1/2; 1/2	2	Right, removable	14 pole
TMFC55B	TMMC55	1/2; 1/2	2	Left, removable	No
TMFC55QB	TMMC55Q	1/2; 1/2	2	Left, removable	14 pole
TMFC77BRR	TMMC77	3/4; 3/4	2	Right, removable	No
TMFC77QBRR	TMMC77Q	3/4; 3/4	2	Right, removable	14 pole
TMFC77B	TMMC77	3/4; 3/4	2	Left, removable	No
TMFC77QB	TMMC77Q	3/4; 3/4	2	Left, removable	14 pole

Note: For other lever options and for explanation what right and left refers to - please see separate Multi-Line catalogue.

Multi-Line standard - Female BSPP - DIN 3852



Part number	Body size inch	Number of hydraulic lines	Lever options	Type of electrical connection	
Female/Fixed plate	Male/Mobile plate				
TMFC3333	TMMC3333	3/8; 3/8; 3/8; 3/8	4	U-shaped lever	No
TMFC3333Q	TMMC3333Q	3/8; 3/8; 3/8; 3/8	4	U-shaped lever	14 pole
TMFC5533	TMMC5533	1/2; 1/2; 3/8; 3/8	4	U-shaped lever	No
TMFC5533Q	TMMC5533Q	1/2; 1/2; 3/8; 3/8	4	U-shaped lever	14 pole
TMFC5555	TMMC5555	1/2; 1/2; 1/2; 1/2	4	U-shaped lever	No
TMFC5555Q	TMMC5555Q	1/2; 1/2; 1/2; 1/2	4	U-shaped lever	14 pole
TMFC7755	TMMC7755	3/4; 3/4; 1/2; 1/2	4	U-shaped lever	No
TMFC7755Q	TMMC7755Q	3/4; 3/4; 1/2; 1/2	4	U-shaped lever	14 pole

Note: For other lever options and for explanation what right and left refers to - please see separate Multi-Line catalogue.

- Description:** • Seamless EO tubes according to DIN 2391.
- Material:** • St 37.4 steel and 1.4571/1.4541 stainless steel.
- Sizes:** • Tubes from 4 to 65 mm outside diameter.
• Outside and inside phosphated and oiled or outside zinc plated yellow, inside oiled.
• Tubes from 0.5 to 10 mm wall thickness.
• Inch dimensions available up to 700 bar (depending on tube outside diameter and wall thickness).

- Advantages:** • Steel tubes with chromium(VI)-free surface and stainless steel tubes.
- Benefits:** • Unique surface quality and mechanical strength.
• Worldwide availability.

Steel and Stainless Steel Tubes



Part number		Tube Inside Diameter	Tube Outside Diameter	Wall thickness
Steel	Stainless Steel	mm	mm	mm
R04X0.5CF	-	3	4	0.75
R04X0.75CF	-	2.5	4	0.8
R04X1CF	R04X171	2	4	1.0
R05X1CF	-	3	5	0.75
R06X0.75CF	-	4.5	6	0.8
R06X1CF	R06X171	4	6	1.0
R06X1.5CF	R06X1.571	3	6	1.5
R06X2CF	-	2	6	2.25
R06X2.25CF	-	1.5	6	2.3
R08X1CF	R08X171	6	8	1.0
R08X1.5CF	R08X1.571	5	8	1.5
R08X2CF	-	4	8	2.0
R08X2.5CF	-	3	8	2.5
R10X1CF	R10X171	8	10	1.0
R10X1.5CF	R10X1.571	7	10	1.5
R10X2CF	R10X271	6	10	2.0
R10X2.5CF	-	5	10	2.5
R10X3CF	-	4	10	3.0
R12X1CF	-	10	12	1.0
R12X1.5CF	-	9	12	1.5
R12X2CF	-	8	12	2.0
R12X2.5CF	-	7	12	2.5
R12X3CF	-	6	12	3.0
R12X3.5CF	-	5	12	3.5
R14X1.5CF	R14X1.571	11	14	1.5
R14X2CF	R14X271	10	14	2.0
R14X2.5CF	R14X2.571	9	14	2.5
R14X3CF	-	8	14	3.0
R15X1CF	R15X171	13	15	1.0
R15X1.5CF	R15X1.571	12	15	1.5
R15X2CF	R15X271	11	15	2.0
R16X1.5CF	R16X1.571	13	16	1.5
R16X2CF	R16X271	12	16	2.0
R16X2.5CF	R16X2.571	11	16	2.5
R16X3CF	R16X371	10	16	3.0
R18X1CF	-	16	18	1.0
R18X1.5CF	R18X1.571	15	18	1.5
R18X2CF	R18X271	14	18	2.0
R18X2.5CF	-	13	18	2.5
R18X3CF	-	12	18	3.0
R20X1.5CF	-	17	20	1.5
R20X2CF	R20X271	16	20	2.0
R20X2.5CF	R20X2.571	15	20	2.5

1 Steel and Stainless Steel Tubes (cont'd)

HYDRAULICS



Part number		Tube Inside Diameter	Tube Outside Diameter	Wall thickness
Steel	Stainless Steel	mm	mm	mm
R20X3CF	R20X371	14	20	3.0
R20X3.5CF	-	13	20	3.5
R20X4CF	-	12	20	4.0
R22X1.5CF	R22X1.571	19	22	1.5
R22X2CF	R22X271	18	22	2.0
R22X2.5CF	-	17	22	2.5
R22X3CF	-	16	22	3.0
R25X2CF	-	21	25	2.0
R25X2.5CF	R25X2.571	20	25	2.5
R25X3CF	R25X371	19	25	3.0
R25X4CF	-	17	25	4.0
R28X1.5CF	R28X1.571	25	28	1.5
R28X2CF	R28X271	24	28	2.0
R28X2.5CF	-	23	28	2.5
R28X3CF	-	22	28	3.0
R30X2CF	-	26	30	2.0
R30X2.5CF	R30X2.571	25	30	2.5
R30X3CF	R30X371	24	30	3.0
R30X4CF	R30X471	22	30	4.0
R30X5CF	-	20	30	5.0
R35X2CF	R35X271	31	35	2.0
R35X2.5CF	-	30	35	2.5
R35X3CF	-	29	35	3.0
R35X4CF	-	27	35	4.0
R38X2.5CF	-	33	38	2.5
R38X3CF	-	32	38	3.0
R38X4CF	R38X471	30	38	4.0
R38X5CF	-	28	38	5.0
R38X6CF	-	26	38	6.0
R38X7CF	-	24	38	7.0
R42X2CF	R42X271	38	42	2.0
R42X3CF	R42X371	36	42	3.0
R42X4CF	-	34	42	4.0

Description:	<ul style="list-style-type: none"> • Replacement spin-on filter elements for size 1 and 2 Maxiflow suction and return line filters.
Operating pressure:	<ul style="list-style-type: none"> • Max. 10 bar (145 psi).
Operating temperature:	<ul style="list-style-type: none"> • From -30°C to +90°C.
Filtration media:	<ul style="list-style-type: none"> • Powder coated steel cans with glassfibre (Abs.) and cellulose (Nom.) elements.
Flow rate:	<ul style="list-style-type: none"> • Max. 360 l/min.
Seals:	<ul style="list-style-type: none"> • Nitrile.
Applications:	<ul style="list-style-type: none"> • Fork lift trucks, telescopic handlers, refuse vehicles and industrial power units.

Advantages:	<ul style="list-style-type: none"> • On-board, easy to read visual indicator. • Powder coated steel spin-on cans.
Benefits:	<ul style="list-style-type: none"> • Easy identification of element status. • Long term protection against corrosion

Spin-on replacement elements



Part number	Flow l/min	Micron
MXR8550	70	10
MX1518410X4*	70	10
MXR9560	30	3
MXR9550	180	10
MX1591410X4*	180	10

*Only available in 4 element packs.

THE RIGHT FILTER TO THE RIGHT PLACE



Parker Par Fit™

It's always a challenge to find the right filter – the right diameter and length? hydraulic? pneumatic? – and, of course, at the right time!

You can spend hours checking your stock or searching for the correct reference, it's tedious.

ParkerStore offers a much more effective way of selecting the right one for the job.

With more than 50,000 filters on our stocklist, it couldn't be easier – self-service, at your fingertips!

ParkerStore, the right place to go, to find the right filter.

For more information or to locate your nearest ParkerStore, visit www.parkerstore.com.



Description:

- Conform to the ISO standards relating to collapse/burst resistance, fabrication integrity, material compatibility and flow fatigue characteristics.
- Par Fit™ elements are Multipass Tested for efficiency and performance.
- Directly interchangeable with competitor elements.
- Par Fit™ elements match and often surpass the efficiency of original elements.

Advantages:

- More than 50,000 competitor interchange elements.

Benefits:

- Parker media quality ensures filter efficiency and the right filter for every application.

Par Fit™



Filter element Competitor	Competitor part number	Parker replacement part number
Argo	P2.1217-12	PR4465
Argo	P2.1217-21	PR4466
Argo	V2.1217-08	PR4467
Argo	V2.1217-36	PR4468
Argo	P3.0510-00	PR4469
Argo	V3.0607-06	PR4471
Argo	V3.0607-08	PR4472
Argo	P3.0510-02	PR4475
Argo	V3.0520-08	PR4476
Argo	V2.1217-03	938194Q
Donaldson	P164375	944022Q
Donaldson	P164378	944023Q
Donaldson	P164381	944024Q
Donaldson	P165338	944029Q
Donaldson	P176565	944032Q
Donaldson	P176566	944033Q
Donaldson	P165569	944035Q
Donaldson	P165659	944036Q
Donaldson	P176567	944047Q
Hydac	0035D020BN4HC	937058Q
Hydac	0140D003BH4HC	937059Q
Hydac	0140D003BN4HC	937060Q
Hydac	0140D005BH4HC	937061Q
Hydac	0140D005BN4HC	937062Q
Hydac	0140D010BH4HC	937063Q
Hydac	0140D010BN4HC	937064Q
Hydac	0140D020BH4HC	937065Q
Hydac	0140D020BN4HC	937066Q
Hydac	0480D003BH4HC	937067Q
Hydac	0480D003BN4HC	937068Q
Hydac	0480D005BH4HC	937069Q
Hydac	0480D005BN4HC	937070Q
Hydac	0480D010BH4HC	937071Q
Hydac	0480D010BN4HC	937072Q
Hydac	0480D020BH4HC	937073Q
Hydac	0480D020BN4HC	937074Q
Hydac	0500D003BH4HC	937075Q
Hydac	0500D003BN4HC	937076Q
Hydac	0500D005BH4HC	937077Q
Hydac	0500D005BN4HC	937078Q
Hydac	0500D010BH4HC	937079Q
Hydac	0500D010BN4HC	937080Q
Hydac	0500D020BH4HC	937081Q
Hydac	0500D020BN4HC	937082Q

1

Par Fit™ (cont'd)



HYDRAULICS

Filter element Competitor	Competitor part number	Parker replacement part number
Hydac	0030D025W	939159Q
Hydac	0030D003BN4HC	PR3031Q
Hydac	0030D005BN4HC	PR3032Q
Hydac	0030D010BN4HC	PR3033Q
Hydac	0030D020BN4HC	PR3034Q
Hydac	0030D003BH4HC	PR3035Q
Hydac	0030D005BH4HC	PR3036Q
Hydac	0030D010BH4HC	PR3037Q
Hydac	0030D020BH4HC	PR3038Q
Hydac	0060D003BN4HC	PR3056Q
Hydac	0060D005BN4HC	PR3057Q
Hydac	0060D010BN4HC	PR3058Q
Hydac	0060D020BN4HC	PR3059Q
Hydac	0060D003BH4HC	PR3064Q
Hydac	0060D005BH4HC	PR3065Q
Hydac	0060D010BH4HC	PR3066Q
Hydac	0060D020BH4HC	PR3067Q
Hydac	0110D003BN4HC	PR3085Q
Hydac	0110D005BN4HC	PR3086Q
Hydac	0110D010BN4HC	PR3087Q
Hydac	0110D020BN4HC	PR3088Q
Hydac	0110D003BH4HC	PR3093Q
Hydac	0110D005BH4HC	PR3094Q
Hydac	0110D010BH4HC	PR3095Q
Hydac	0110D020BH4HC	PR3096Q
Hydac	0160D003BN4HC	PR3114Q
Hydac	0160D005BN4HC	PR3115Q
Hydac	0160D010BN4HC	PR3116Q
Hydac	0160D020BN4HC	PR3117Q
Hydac	0160D003BH4HC	PR3122Q
Hydac	0160D005BH4HC	PR3123Q
Hydac	0160D010BH4HC	PR3124Q
Hydac	0160D020BH4HC	PR3125Q
Hydac	0240D003BN4HC	PR3143Q
Hydac	0240D005BN4HC	PR3144Q
Hydac	0240D010BN4HC	PR3145Q
Hydac	0240D020BN4HC	PR3146Q
Hydac	0240D003BH4HC	PR3151Q
Hydac	0240D005BH4HC	PR3152Q
Hydac	0240D010BH4HC	PR3153Q
Hydac	0240D020BH4HC	PR3154Q
Hydac	0330D003BN4HC	PR3172Q
Hydac	0330D005BN4HC	PR3173Q
Hydac	0330D010BN4HC	PR3174Q
Hydac	0330D020BN4HC	PR3175Q
Hydac	0330D003BH4HC	PR3180Q
Hydac	0330D005BH4HC	PR3181Q
Hydac	0330D010BH4HC	PR3182Q
Hydac	0330D020BH4HC	PR3183Q
Hydac	0660D003BN4HC	PR3201Q
Hydac	0660D005BN4HC	PR3202Q
Hydac	0660D010BN4HC	PR3203Q
Hydac	0660D020BN4HC	PR3204Q

Par Fit™ (cont'd)



Filter element Competitor	Competitor part number	Parker replacement part number
Hydac	0660D003BH4HC	PR3209Q
Hydac	0660D005BH4HC	PR3210Q
Hydac	0660D010BH4HC	PR3211Q
Hydac	0660D020BH4HC	PR3212Q
Hydac	0030R003BN4HC	938253Q
Hydac	0030R005BN4HC	938254Q
Hydac	0030R010BN4HC	938255Q
Hydac	0030R020BN4HC	938256Q
Hydac	0060R003BN4HC	938257Q
Hydac	0060R005BN4HC	938258Q
Hydac	0060R010BN4HC	938259Q
Hydac	0060R020BN4HC	938260Q
Hydac	0075R003BN4HC	938261Q
Hydac	0075R005BN4HC	938262Q
Hydac	0075R010BN4HC	938263Q
Hydac	0075R020BN4HC	938264Q
Hydac	0110R003BN4HC	938265Q
Hydac	0110R005BN4HC	938266Q
Hydac	0110R010BN4HC	938267Q
Hydac	0110R020BN4HC	938268Q
Hydac	0160R003BN4HC	938269Q
Hydac	0160R005BN4HC	938270Q
Hydac	0160R010BN4HC	938271Q
Hydac	0160R020BN4HC	938272Q
Hydac	0165R003BN4HC	938273Q
Hydac	0165R005BN4HC	938274Q
Hydac	0165R010BN4HC	938275Q
Hydac	0165R020BN4HC	938276Q
Hydac	0240R003BN4HC	938277Q
Hydac	0240R005BN4HC	938278Q
Hydac	0240R010BN4HC	938279Q
Hydac	0240R020BN4HC	938280Q
Hydac	0330R003BN4HC	938281Q
Hydac	0330R005BN4HC	938282Q
Hydac	0330R010BN4HC	938283Q
Hydac	0330R020BN4HC	938284Q
Hydac	0500R003BN4HC	938285Q
Hydac	0500R005BN4HC	938286Q
Hydac	0500R010BN4HC	938287Q
Hydac	0500R020BN4HC	938288Q
Hydac	0660R003BN4HC	938289Q
Hydac	0660R005BN4HC	938290Q
Hydac	0660R010BN4HC	938291Q
Hydac	0660R020BN4HC	938292Q
Hydac	0850R003BN4HC	938293Q
Hydac	0850R005BN4HC	938294Q
Hydac	0850R010BN4HC	938295Q
Hydac	0850R020BN4HC	938296Q
Hydac	0950R003BN4HC	938297Q
Hydac	0950R005BN4HC	938298Q
Hydac	0950R010BN4HC	938299Q
Hydac	0950R020BN4HC	938300Q
Hydac	1300R003BN4HC	938301Q

1 Par Fit™ (cont'd)



Filter element Competitor	Competitor part number	Parker replacement part number
Hydac	1300R005BN4HC	938302Q
Hydac	1300R010BN4HC	938303Q
Hydac	1300R020BN4HC	938304Q
Hydac	1700R003BN4HC	938305Q
Hydac	1700R005BN4HC	938306Q
Hydac	1700R010BN4HC	938307Q
Hydac	1700R020BN4HC	938308Q
Hydac	2600R003BN4HC	938310Q
Hydac	2600R005BN4HC	938311Q
Hydac	2600R010BN4HC	938312Q
Hydac	2600R020BN4HC	938313Q
Hydac	0480R010BN4HC	944060Q
Internormen	01.E 320.10VG.16.S.V	938168Q
Internormen	01.E 320.25VG.16.S.V	938169Q
Internormen	01.E 170.10VG.HR.E.V	938172Q
Internormen	01.E 170.25VG.HR.E.V	938173Q
Internormen	01.E 360.10VG.HR.E.V	938176Q
Internormen	01.E 360.25VG.HR.E.V	938177Q
Internormen	01.NL 63.10VG.30.E.V	938180Q
Internormen	01.NL 63.25VG.30.E.V	938181Q
Internormen	01.NL 100.10VG.30.E.V	938184Q
Internormen	01.NL 100.25VG.30.E.V	938185Q
Internormen	01.E 210.10VG.16.S.V	938188Q
Internormen	01.E 210.25VG.16.S.V	938189Q
Internormen	01.E.425.3VG.16.S.V	938190Q
Internormen	01.E 425.10VG.16.S.V	938192Q
Internormen	01.E 425.25VG.16.S.V	938193Q
Internormen	01.E 631.10VG.16.S.V	938212Q
Internormen	01.E 631.25VG.16.S.V	938213Q
Internormen	01.E 450.3VG.HR.E.V	938214Q
Internormen	01.E 450.10VG.HR.E.V	938216Q
Internormen	01.E 450.25VG.HR.E.V	938217Q
Internormen	01.E 360.10VG.30.E.V	938220Q
Internormen	01.E 360.25VG.30.E.V	938221Q
Internormen	01.E 450.10VG.30.E.V	938224Q
Internormen	01.E 450.25VG.30.E.V	938225Q
Internormen	01.E.240.10VG.HR.E.V	938228Q
Internormen	01.E.240.25VG.HR.E.V	938229Q
Internormen	01.E 170.10VG.30.E.V	938232Q
Internormen	01.E 170.25VG.30.E.V	938233Q
Internormen	01.E 425.10VG.16.E.V	938236Q
Internormen	01.E 425.25VG.16.E.V	938237Q
Internormen	01.E 90.10VG.HR.E.V	938240Q
Internormen	01.E 90.25VG.HR.E.V	938241Q
Internormen	01.E 30.10VG.30.E.V	938244Q
Internormen	01.E 30.25VG.30.E.V	938245Q
Internormen	01.NL.40.10VG.HR.E.V	938248Q
Internormen	01.NL.40.25VG.HR.E.V	938249Q
Internormen	01.NBF 25-40.3VL.B.P	938251Q
Internormen	01.NBF 55-85.3VL.B.P	938252Q
Mahle	852 127 SMX 10	937100Q
Mahle	852 127 SMX 25	937101Q
Mahle	852 127 SMX VST 10	937103Q

Par Fit™ (cont'd)



Filter element Competitor	Competitor part number	Parker replacement part number
Mahle	852 439 Sm 10	937105Q
Mahle	852 519 Mic 10	937106Q
Mahle	852 690 Sm 10	937108Q
Mahle	852 760 Sm 10	937109Q
Mahle	852 760 Sm 25	937110Q
Mahle	Pi3105 SMX 10	PR2831Q
Mahle	Pi4105 SMX25	PR2832Q
Mahle	Pi3205 SMXVST10	PR2834Q
Mahle	Pi4205 SMXVST25	PR2835Q
Mahle	Pi2108SMX3	PR2838Q
Mahle	Pi3108 SMX 10	PR2839Q
Mahle	Pi4108 SMX25	PR2840Q
Mahle	Pi2208SMXVST3	PR2841Q
Mahle	Pi3208 SMXVST10	PR2842Q
Mahle	Pi4208 SMXVST25	PR2843Q
Mahle	Pi3111 SMX 10	PR2847Q
Mahle	Pi4111 SMX25	PR2848Q
Mahle	Pi2211SMXVST3	PR2849Q
Mahle	Pi3211 SMXVST10	PR2850Q
Mahle	Pi4211 SMXVST25	PR2851Q
Mahle	Pi3115 SMX10	PR2855Q
Mahle	Pi4115 SMX25	PR2856Q
Mahle	Pi2215SMXVST3	PR2857Q
Mahle	Pi3215 SMXVST10	PR2858Q
Mahle	Pi4215 SMXVST25	PR2859Q
Mahle	Pi3130 SMX10	PR2863Q
Mahle	Pi4130 SMX25	PR2864Q
Mahle	Pi2230SMXVST3	PR2865Q
Mahle	Pi3230 SMXVST10	PR2866Q
Mahle	Pi4230 SMXVST25	PR2867Q
Mahle	Pi3145 SMX10	PR2871Q
Mahle	Pi4145 SMX25	PR2872Q
Mahle	Pi2245SMXVST3	PR2873Q
Mahle	Pi3245 SMXVST10	PR2874Q
Mahle	Pi4245 SMXVST25	PR2875Q
Mahle	852 435 SM 25	PR4374Q
Mahle	852 435 SM 10	PR4375Q
Mahle	852 436 SM 25	PR4376Q
Mahle	852 436 SM 10	PR4377Q
Mahle	852 761 SM 25	PR4379Q
Mahle	852 761 SM 10	PR4380Q
Mahle	852 126 Mic 10	PR4381Q
Mahle	Pi2301ORNSM-X10	PR4500Q
Mahle	Pi2501ORNSM-X25	PR4501Q
Mahle	Pi23016RNSM-X10	PR4503Q
Mahle	Pi25016RNSM-X25	PR4504Q
Mahle	Pi23025RNSM-X10	PR4506Q
Mahle	Pi25025RNSM-X25	PR4507Q
Mahle	Pi22040RNSM-X06	PR4509Q
Mahle	Pi23040RNSM-X10	PR4510Q
Mahle	Pi25040RNSM-X25	PR4511Q
Mahle	Pi23063RNSM-X10	PR4514Q
Mahle	Pi25063RNSM-X25	PR4515Q

1 Par Fit™ (cont'd)



Filter element Competitor	Competitor part number	Parker replacement part number
Mahle	Pi23100RNSM-X10	PR4518Q
Mahle	Pi25100RNSM-X25	PR4519Q
Mahle	Pi71004DN SMXVST3	PR4520Q
Mahle	Pi73004DN SMXVST10	PR4521Q
Mahle	Pi21004DNSM-X3	PR4522Q
Mahle	Pi23004DNSM-X10	PR4523Q
Mahle	Pi71006DN SMXVST3	PR4524Q
Mahle	Pi73006DN SMXVST10	PR4525Q
Mahle	Pi21006DNSM-X3	PR4526Q
Mahle	Pi23006DNSM-X10	PR4527Q
Mahle	Pi71010DN SMXVST3	PR4528Q
Mahle	Pi73010DN SMXVST10	PR4529Q
Mahle	Pi21010DNSM-X3	PR4530Q
Mahle	Pi23010DNSM-X10	PR4531Q
Mahle	Pi71016DN SMXVST3	PR4532Q
Mahle	Pi73016DN SMXVST10	PR4533Q
Mahle	Pi21016DNSM-X3	PR4534Q
Mahle	Pi23016DNSM-X10	PR4535Q
Mahle	Pi71025DN SMXVST3	PR4536Q
Mahle	Pi73025DN SMXVST10	PR4537Q
Mahle	Pi21025DNSM-X3	PR4538Q
Mahle	Pi23025DNSM-X10	PR4539Q
Mahle	Pi71040DN SMXVST3	PR4540Q
Mahle	Pi73040DN SMXVST10	PR4541Q
Mahle	Pi21040DNSM-X3	PR4542Q
Mahle	Pi23040DNSM-X10	PR4543Q
MP Filtri	HP0371A10VN	938323Q
MP Filtri	HP0371A25VN	938324Q
MP Filtri	HP0372A10VN	938327Q
MP Filtri	HP0372A25VN	938328Q
MP Filtri	HP0651A10VN	938331Q
MP Filtri	HP0651A25VN	938332Q
MP Filtri	HP0652A10VN	938335Q
MP Filtri	HP0652A25VN	938336Q
MP Filtri	HP0653A10VN	938339Q
MP Filtri	HP0653A25VN	938340Q
MP Filtri	HP1351A10VN	938343Q
MP Filtri	HP1351A25VN	938344Q
MP Filtri	HP1352A10VN	938347Q
MP Filtri	HP1352A25VN	938348Q
MP Filtri	HP1353A10VN	938351Q
MP Filtri	HP1353A25VN	938352Q
MP Filtri	HP3201A10VN	938355Q
MP Filtri	HP3201A25VN	938356Q
MP Filtri	HP3202A10VN	938359Q
MP Filtri	HP3202A25VN	938360Q
MP Filtri	HP3203A10VN	943502Q
MP Filtri	HP3203A25VN	943503Q
MP Filtri	HP3204A10VN	943506Q
MP Filtri	HP3204A25VN	943507Q
MP Filtri	HP5001A10VN	943510Q
MP Filtri	HP5001A25VN	943511Q
MP Filtri	HP5002A10VN	943514Q

Par Fit™ (cont'd)



Filter element	Competitor	Competitor part number	Parker replacement part number
MP Filtri	HP5002A25VN		943515Q
MP Filtri	HP5003A10VN		943518Q
MP Filtri	HP5003A25VN		943519Q
MP Filtri	HP5004A10VN		943522Q
MP Filtri	HP5004A25VN		943523Q
MP Filtri	HP5005A10VN		943526Q
MP Filtri	HP5005A25VN		943527Q
MP Filtri	HP0371P10VN		938324Q
MP Filtri	HP0371P25VN		938324Q
MP Filtri	HP0372P10VN		938328Q
MP Filtri	HP0372P25VN		938328Q
MP Filtri	HP0651P10VN		938332Q
MP Filtri	HP0651P25VN		938332Q
MP Filtri	HP0652P10VN		938336Q
MP Filtri	HP0652P25VN		938336Q
MP Filtri	HP0653P10VN		938340Q
MP Filtri	HP0653P25VN		938340Q
MP Filtri	HP1351P10VN		938344Q
MP Filtri	HP1351P25VN		938344Q
MP Filtri	HP1352P10VN		938348Q
MP Filtri	HP1352P25VN		938348Q
MP Filtri	HP1353P10VN		938352Q
MP Filtri	HP1353P25VN		938352Q
MP Filtri	HP3201P10VN		938356Q
MP Filtri	HP3201P25VN		938356Q
MP Filtri	HP3202P10VN		938360Q
MP Filtri	HP3202P25VN		938360Q
MP Filtri	HP3203P10VN		943503Q
MP Filtri	HP3203P25VN		943503Q
MP Filtri	HP3204P10VN		943507Q
MP Filtri	HP3204P25VN		943507Q
MP Filtri	HP5001P10VN		943511Q
MP Filtri	HP5001P25VN		943511Q
MP Filtri	HP5002P10VN		943515Q
MP Filtri	HP5002P25VN		943515Q
MP Filtri	HP5003P10VN		943519Q
MP Filtri	HP5003P25VN		943519Q
MP Filtri	HP5004P10VN		943523Q
MP Filtri	HP5004P25VN		943523Q
MP Filtri	HP5005P10VN		943527Q
MP Filtri	HP5005P25VN		943527Q
MP Filtri	HP0371M10VN		938324Q
MP Filtri	HP0371M25VN		938324Q
MP Filtri	HP0372M10VN		938328Q
MP Filtri	HP0372M25VN		938328Q
MP Filtri	HP0651M10VN		938332Q
MP Filtri	HP0651M25VN		938332Q
MP Filtri	HP0652M10VN		938336Q
MP Filtri	HP0652M25VN		938336Q
MP Filtri	HP0653M10VN		938340Q
MP Filtri	HP0653M25VN		938340Q
MP Filtri	HP1351M10VN		938344Q
MP Filtri	HP1351M25VN		938344Q

1

Par Fit™ (cont'd)



HYDRAULICS

Filter element	Competitor	Competitor part number	Parker replacement part number
MP Filtri		HP1352M10VN	938348Q
MP Filtri		HP1352M25VN	938348Q
MP Filtri		HP1353M10VN	938352Q
MP Filtri		HP1353M25VN	938352Q
MP Filtri		HP3201M10VN	938356Q
MP Filtri		HP3201M25VN	938356Q
MP Filtri		HP3202M10VN	938360Q
MP Filtri		HP3202M25VN	938360Q
MP Filtri		HP3203M10VN	943503Q
MP Filtri		HP3203M25VN	943503Q
MP Filtri		HP3204M10VN	943507Q
MP Filtri		HP3204M25VN	943507Q
MP Filtri		HP5001M10VN	943511Q
MP Filtri		HP5001M25VN	943511Q
MP Filtri		HP5002M10VN	943515Q
MP Filtri		HP5002M25VN	943515Q
MP Filtri		HP5003M10VN	943519Q
MP Filtri		HP5003M25VN	943519Q
MP Filtri		HP5004M10VN	943523Q
MP Filtri		HP5004M25VN	943523Q
MP Filtri		HP5005M10VN	943527Q
MP Filtri		HP5005M25VN	943527Q
MP Filtri		HP0651A10VH	943615Q
MP Filtri		HP0651A25VH	943616Q
MP Filtri		HP0652A10VH	943619Q
MP Filtri		HP0652A25VH	943620Q
MP Filtri		HP0653A10VH	943623Q
MP Filtri		HP0653A25VH	943624Q
MP Filtri		HP1351A10VH	943627Q
MP Filtri		HP1351A25VH	943628Q
MP Filtri		HP1352A10VH	943631Q
MP Filtri		HP1352A25VH	943632Q
MP Filtri		HP1353A10VH	943635Q
MP Filtri		HP1353A25VH	943636Q
MP Filtri		HP3201A10VH	943639Q
MP Filtri		HP3201A25VH	943640Q
MP Filtri		HP3202A10VH	943643Q
MP Filtri		HP3202A25VH	943644Q
MP Filtri		HP3203A10VH	943647Q
MP Filtri		HP3203A25VH	943648Q
MP Filtri		HP3204A10VH	943651Q
MP Filtri		HP3204A25VH	943652Q
MP Filtri		HP5001A10VH	943655Q
MP Filtri		HP5001A25VH	943656Q
MP Filtri		HP5002A10VH	943659Q
MP Filtri		HP5002A25VH	943660Q
MP Filtri		HP5003A10VH	943663Q
MP Filtri		HP5003A25VH	943664Q
MP Filtri		HP5004A10VH	943667Q
MP Filtri		HP5004A25VH	943668Q
MP Filtri		HP5005A10VH	943671Q
MP Filtri		HP5005A25VH	943672Q
MP Filtri		HP0651M10VH	943616Q

Par Fit™ (cont'd)



Filter element	Competitor	Competitor part number	Parker replacement part number
MP Filtri	HP0651M25VH		943616Q
MP Filtri	HP0652M10VH		943620Q
MP Filtri	HP0652M25VH		943620Q
MP Filtri	HP0653M10VH		943624Q
MP Filtri	HP0653M25VH		943624Q
MP Filtri	HP1351M10VH		943628Q
MP Filtri	HP1351M25VH		943628Q
MP Filtri	HP1352M10VH		943632Q
MP Filtri	HP1352M25VH		943632Q
MP Filtri	HP1353M10VH		943636Q
MP Filtri	HP1353M25VH		943636Q
MP Filtri	HP3201M10VH		943640Q
MP Filtri	HP3201M25VH		943640Q
MP Filtri	HP3202M10VH		943644Q
MP Filtri	HP3202M25VH		943644Q
MP Filtri	HP3203M10VH		943648Q
MP Filtri	HP3203M25VH		943648Q
MP Filtri	HP3204M10VH		943652Q
MP Filtri	HP3204M25VH		943652Q
MP Filtri	HP5001M10VH		943656Q
MP Filtri	HP5001M25VH		943656Q
MP Filtri	HP5002M10VH		943660Q
MP Filtri	HP5002M25VH		943660Q
MP Filtri	HP5003M10VH		943664Q
MP Filtri	HP5003M25VH		943664Q
MP Filtri	HP5004M10VH		943668Q
MP Filtri	HP5004M25VH		943668Q
MP Filtri	HP5005M10VH		943672Q
MP Filtri	HP5005M25VH		943672Q
MP Filtri	MF0301A10VN		943705Q
MP Filtri	MF0301A25VN		943706Q
MP Filtri	MF1001A10VN		943709Q
MP Filtri	MF1001A25VN		943710Q
MP Filtri	MF1002A10VN		943713Q
MP Filtri	MF1002A25VN		943714Q
MP Filtri	MF1003A10VN		943717Q
MP Filtri	MF1003A25VN		943718Q
MP Filtri	MF1801A10VN		943721Q
MP Filtri	MF1801A25VN		943722Q
MP Filtri	MF1802A10VN		943725Q
MP Filtri	MF1802A25VN		943726Q
MP Filtri	MF4001A10VN		943729Q
MP Filtri	MF4001A25VN		943730Q
MP Filtri	MF4002A10VN		943733Q
MP Filtri	MF4002A25VN		943734Q
MP Filtri	MF4003A10VN		943737Q
MP Filtri	MF4003A25VN		943738Q
MP Filtri	MF7501A10VN		943741Q
MP Filtri	MF7501A25VN		943742Q
MP Filtri	MF0301P10VN		943706Q
MP Filtri	MF0301P25VN		943706Q
MP Filtri	MF1001P10VN		943710Q
MP Filtri	MF1001P25VN		943710Q

1

Par Fit™ (cont'd)



HYDRAULICS

Filter element Competitor	Competitor part number	Parker replacement part number
MP Filtri	MF1002P10VN	943714Q
MP Filtri	MF1002P25VN	943714Q
MP Filtri	MF1003P10VN	943718Q
MP Filtri	MF1003P25VN	943718Q
MP Filtri	MF1801P10VN	943722Q
MP Filtri	MF1801P25VN	943722Q
MP Filtri	MF1802P10VN	943726Q
MP Filtri	MF1802P25VN	943726Q
MP Filtri	MF4001P10VN	943730Q
MP Filtri	MF4001P25VN	943730Q
MP Filtri	MF4002P10VN	943734Q
MP Filtri	MF4002P25VN	943734Q
MP Filtri	MF4003P10VN	943738Q
MP Filtri	MF4003P25VN	943738Q
MP Filtri	MF7501P10VN	943742Q
MP Filtri	MF7501P25VN	943742Q
MP Filtri	MF0301M25VN	943706Q
MP Filtri	MF1001M25VN	943710Q
MP Filtri	MF1002M25VN	943714Q
MP Filtri	MF1003M25VN	943718Q
MP Filtri	MF1801M25VN	943722Q
MP Filtri	MF1802M25VN	943726Q
MP Filtri	MF4001M25VN	943730Q
MP Filtri	MF4002M25VN	943734Q
MP Filtri	MF4003M25VN	943738Q
MP Filtri	MF7501M25VN	943742Q
MP Filtri	CU025A10VN	943795Q
MP Filtri	CU025A25VN	943796Q
MP Filtri	CU040A10VN	943799Q
MP Filtri	CU040A25VN	943800Q
MP Filtri	CU100A10VN	943803Q
MP Filtri	CU100A25VN	943804Q
MP Filtri	CU200A10VN	943807Q
MP Filtri	CU200A25VN	943808Q
MP Filtri	CU250A10VN	943811Q
MP Filtri	CU250A25VN	943812Q
MP Filtri	CU350A10VN	943815Q
MP Filtri	CU350A25VN	943816Q
MP Filtri	CU630A10VN	943819Q
MP Filtri	CU630A25VN	943820Q
MP Filtri	CU730A10VN	943823Q
MP Filtri	CU730A25VN	943824Q
MP Filtri	CU850A10VN	943827Q
MP Filtri	CU850A25VN	943828Q
MP Filtri	CU025P10VN	943796Q
MP Filtri	CU025P25VN	943796Q
MP Filtri	CU040P10VN	943800Q
MP Filtri	CU040P25VN	943800Q
MP Filtri	CU100P10VN	943804Q
MP Filtri	CU100P25VN	943804Q
MP Filtri	CU200P10VN	943808Q
MP Filtri	CU200P25VN	943808Q
MP Filtri	CU250P10VN	943812Q

Par Fit™ (cont'd)



Filter element Competitor	Competitor part number	Parker replacement part number
MP Filtri	CU250P25VN	943812Q
MP Filtri	CU350P10VN	943816Q
MP Filtri	CU350P25VN	943816Q
MP Filtri	CU630P10VN	943820Q
MP Filtri	CU630P25VN	943820Q
MP Filtri	CU730P10VN	943824Q
MP Filtri	CU730P25VN	943824Q
MP Filtri	CU850P10VN	943828Q
MP Filtri	CU850P25VN	943828Q
MP Filtri	CU025M25VN	943796Q
MP Filtri	CU040M25VN	943800Q
MP Filtri	CU100M25VN	943804Q
MP Filtri	CU200M25VN	943808Q
MP Filtri	CU250M25VN	943812Q
MP Filtri	CU350M25VN	943816Q
MP Filtri	CU630M25VN	943820Q
MP Filtri	CU730M25VN	943824Q
MP Filtri	CU850M25VN	943828Q
MP Filtri	MR1001A10V	938319Q
MP Filtri	MR1001A25V	938320Q
MP Filtri	MR1001P10V	938320Q
MP Filtri	MR1001P25V	938320Q
MP Filtri	MR1001M25V	938320Q
MP Filtri	MR1002A10V	943880Q
MP Filtri	MR1002A25V	943881Q
MP Filtri	MR1002P10V	943881Q
MP Filtri	MR1002P25V	943881Q
MP Filtri	MR1002M25V	943881Q
MP Filtri	MR1003A10V	943888Q
MP Filtri	MR1003A25V	943889Q
MP Filtri	MR1003P10V	943889Q
MP Filtri	MR1003P25V	943889Q
MP Filtri	MR1003M25V	943889Q
MP Filtri	MR1004A10V	943896Q
MP Filtri	MR1004A25V	943897Q
MP Filtri	MR1004P10V	943897Q
MP Filtri	MR1004P25V	943897Q
MP Filtri	MR1004M25V	943897Q
MP Filtri	MR2501A10V	943904Q
MP Filtri	MR2501A25V	943905Q
MP Filtri	MR2501P10V	943905Q
MP Filtri	MR2501P25V	943905Q
MP Filtri	MR2501M25V	943905Q
MP Filtri	MR2502A10V	943912Q
MP Filtri	MR2502A25V	943913Q
MP Filtri	MR2502P10V	943913Q
MP Filtri	MR2502P25V	943913Q
MP Filtri	MR2502M25V	943913Q
MP Filtri	MR2503A10V	943920Q
MP Filtri	MR2503A25V	943921Q
MP Filtri	MR2503P10V	943921Q
MP Filtri	MR2503P25V	943921Q
MP Filtri	MR2503M25V	943921Q

1 Par Fit™ (cont'd)



HYDRAULICS

Filter element Competitor	Competitor part number	Parker replacement part number
MP Filtri	MR2504A10V	943928Q
MP Filtri	MR2504A25V	943929Q
MP Filtri	MR2504P10V	943929Q
MP Filtri	MR2504P25V	943929Q
MP Filtri	MR2504M25V	943929Q
MP Filtri	MR6301A10V	943936Q
MP Filtri	MR6301A25V	943937Q
MP Filtri	MR6301P10V	943937Q
MP Filtri	MR6301P25V	943937Q
MP Filtri	MR6301M25V	943937Q
MP Filtri	MR6302A10V	943944Q
MP Filtri	MR6302A25V	943945Q
MP Filtri	MR6302P10V	943945Q
MP Filtri	MR6302P25V	943945Q
MP Filtri	MR6302M25V	943945Q
MP Filtri	MR6303A10V	943952Q
MP Filtri	MR6303A25V	943953Q
MP Filtri	MR6303P10V	943953Q
MP Filtri	MR6303P25V	943953Q
MP Filtri	MR6303M25V	943953Q
MP Filtri	MR6304A10V	943960Q
MP Filtri	MR6304A25V	943961Q
MP Filtri	MR6304P10V	943961Q
MP Filtri	MR6304P25V	943961Q
MP Filtri	MR6304M25V	943961Q
MP Filtri	MR8501A10V	943968Q
MP Filtri	MR8501A25V	943969Q
MP Filtri	MR8501P10V	943969Q
MP Filtri	MR8501P25V	943969Q
MP Filtri	MR8501M25V	943969Q
MP Filtri	MR8502A10V	943976Q
MP Filtri	MR8502A25V	943977Q
MP Filtri	MR8502P10V	943977Q
MP Filtri	MR8502P25V	943977Q
MP Filtri	MR8502M25V	943977Q
MP Filtri	MR8503A10V	943984Q
MP Filtri	MR8503A25V	943985Q
MP Filtri	MR8503P10V	943985Q
MP Filtri	MR8503P25V	943985Q
MP Filtri	MR8503M25V	943985Q
MP Filtri	MR8504A10V	943992Q
MP Filtri	MR8504A25V	943993Q
MP Filtri	MR8504P10V	943993Q
MP Filtri	MR8504P25V	943993Q
MP Filtri	MR8504M25V	943993Q
Pall	HC6400FKS13H	935141
Pall	HC6400FKT13H	935142
Pall	HC6400FKS16H	935145
Pall	HC6400FKT16H	935146
Pall	HC6400FKS26H	935149
Pall	HC6400FKT26H	935150
Pall	HC6500FKS13H	935153
Pall	HC6500FKT13H	935154

Par Fit™ (cont'd)



Filter element Competitor	Competitor part number	Parker replacement part number
Pall	HC6500FKS16H	935157
Pall	HC6500FKT16H	935158
Pall	HC6500FKS26H	935161
Pall	HC6500FKT26H	935162
Pall	HC8500FKS8H	935173
Pall	HC8500FKT8H	935174
Pall	HC8500FKS13H	935177
Pall	HC8500FKT13H	935178
Pall	HC8500FKS26H	935181
Pall	HC8500FKT26H	935182
Pall	HC9801FKT8Z	935194
Pall	HC9901FKT13H	935196
Pall	HC9901FKT26H	935198
Pall	HC9901FKT39H	935200
Pall	HC9020FKS4H	925580Q
Pall	HC9020FKP4H	925582Q
Pall	HC9020FKS8H	925600Q
Pall	HC9020FKP8H	925602Q
Pall	HC9600FKP13H	926698Q
Pall	HC9600FKP16H	926699Q
Pall	HC9600FKS13H	926839Q
Pall	HC9600FKN4H	926841Q
Pall	HC9600FKN8H	926843Q
Pall	HC9600FKN13H	926845Q
Pall	HC9600FKS16H	926888Q
Pall	HC9600FKN16H	926890Q
Pall	HC9650FKN8H	926988Q
Pall	HC9650FKS8H	926990Q
Pall	HC9650FKP8H	926992Q
Pall	HC9650FKN16H	926994Q
Pall	HC9650FKS16H	926996Q
Pall	HC9650FKP16H	926998Q
Pall	HC9601FKT4H	927169Q
Pall	HC9601FKP4H	927170Q
Pall	HC9601FKT8H	927175Q
Pall	HC9601FKP8H	927176Q
Pall	HC9601FKT13H	927181Q
Pall	HC9601FKP13H	927182Q
Pall	HC8300FKS8H	927661Q
Pall	HC8300FKP8H	927663Q
Pall	HC9021FKS4H	927696Q
Pall	HC9021FKP8H	927723Q
Pall	HC9021FKP4H	927725Q
Pall	HC8300FKN8H	927861Q
Pall	HC9601FKT16H	928142Q
Pall	HC9601FKP16H	928143Q
Pall	HC9651FKT8H	928150Q
Pall	HC9651FKP8H	928152Q
Pall	HC9651FKT16H	928154Q
Pall	HC9651FKP16H	928156Q
Pall	HC9021FKT4H	928642Q
Pall	HC9021FKT8H	928643Q
Pall	HC8300FKT8H	929099Q

1

Par Fit™ (cont'd)



HYDRAULICS

Filter element Competitor	Competitor part number	Parker replacement part number
Pall	HC9400FKS13H	929885Q
Pall	HC9400FKS26H	929891Q
Pall	HC9600FKT13H	930162Q
Pall	HC9600FKT16H	930164Q
Pall	HC9800FKP4H	930189Q
Pall	HC9800FKS4H	930190Q
Pall	HC9800FKT4H	930191Q
Pall	HC9800FKP8H	930192Q
Pall	HC9800FKS8H	930193Q
Pall	HC9800FKT8H	930194Q
Pall	HC9800FKN4H	930197Q
Pall	HC9800FKN8H	930198Q
Pall	HC8800FKS8H	930219Q
Pall	HC8800FKT8H	930220Q
Pall	HC8800FKS13H	930223Q
Pall	HC8800FKT13H	930224Q
Pall	HC8800FKS16H	930227Q
Pall	HC8800FKT16H	930228Q
Pall	HC9700FKT9H	931018Q
Pall	HC9700FKT18H	931020Q
Pall	HC9700FKS9H	932670Q
Pall	HC9700FKS18H	932679Q
Pall	HC8300FKP39H	932872Q
Pall	HC8300FKN39H	932873Q
Pall	HC8300FKS39H	932874Q
Pall	HC8300FKT39H	932875Q
Pall	HC8300FKT16H	933047Q
Pall	HC8400FKS39H	933091Q
Pall	HC8400FKT39H	933092Q
Pall	HC8900FKP8H	933193Q
Pall	HC8900FKN8H	933194Q
Pall	HC8900FKS8H	933195Q
Pall	HC8900FKT8H	933196Q
Pall	HC8900FKP13H	933202Q
Pall	HC8900FKN13H	933203Q
Pall	HC8900FKS13H	933204Q
Pall	HC8900FKT13H	933205Q
Pall	HC8900FKP16H	933210Q
Pall	HC8900FKN16H	933211Q
Pall	HC8900FKS16H	933212Q
Pall	HC8900FKT16H	933213Q
Pall	HC8900FKP26H	933218Q
Pall	HC8900FKN26H	933219Q
Pall	HC8900FKS26H	933220Q
Pall	HC8900FKT26H	933221Q
Pall	HC8400FKS26H	933228Q
Pall	HC8400FKT26H	933229Q
Pall	HC9020FKN4H	933239Q
Pall	HC9020FKN8H	933246Q
Pall	HC9400FKT13H	933253Q
Pall	HC9400FKT26H	933258Q
Pall	HC9400FKS39H	933265Q
Pall	HC9400FKT39H	933266Q

Par Fit™ (cont'd)



Filter element Competitor	Competitor part number	Parker replacement part number
Pall	HC9650FKT8H	933295Q
Pall	HC9650FKT16H	933302Q
Pall	HC8200FKS8H	933364Q
Pall	HC8200FKT8H	933365Q
Pall	HC9700FKS27H	933488Q
Pall	HC9700FKT27H	933489Q
Pall	HC8400FKT16H	933763Q
Pall	HC8400FKS8H	933774Q
Pall	HC8400FKT8H	933775Q
Pall	HC8400FKS16H	933777Q
Pall	HC9800FKP13H	933782Q
Pall	HC9800FKN13H	933784Q
Pall	HC9800FKS13H	933786Q
Pall	HC9800FKT13H	933788Q
Pall	HC8314FKS39H	934123Q
Pall	HC8314FKT39H	934124Q
Pall	HC9601FKN8H	934194Q
Pall	HC8314FKS16H	934310Q
Pall	HC8314FKT16H	934311Q
Pall	HC8200FKS13H	934474Q
Pall	HC8200FKT13H	934475Q
Pall	HC9801FKP4H	935191
Pall	HC9801FKT4H	935192
Pall	HC9801FKP8H	935193
Pall	HC9801FKT8H	935194
Pall	HC8200FKS16H	935550Q
Pall	HC8200FKT16H	935551Q
Pall	HC6300FKS13H	937123Q
Pall	HC6300FKS16H	937124Q
Pall	HC6300FKS26H	937125Q
Pall	HC6300FKS8H	937126Q
Pall	HC6300FKT13H	937127Q
Pall	HC6300FKT16H	937128Q
Pall	HC6300FKT26H	937129Q
Pall	HC6300FKT8H	937130Q
Pall	HC6400FKS8H	937142Q
Pall	HC6400FKT8H	937146Q
Pall	HC8300FKS21H	937155Q
Pall	HC8300FKS26H	937156Q
Pall	HC8300FKT21H	937157Q
Pall	HC8300FKT26H	937158Q
Pall	HC8304FKS16H	937169Q
Pall	HC8304FKS39H	937170Q
Pall	HC8304FKT16H	937171Q
Pall	HC8304FKT39H	937172Q
Pall	HC8900FKN39H	937180Q
Pall	HC8900FKP39H	937181Q
Pall	HC8900FKS39H	937182Q
Pall	HC8900FKT39H	937183Q
Pall	HC9601FKS13H	937187Q
Pall	HC9601FKS16H	937188Q
Pall	HC9601FKS4H	937189Q
Pall	HC9601FKS8H	937190Q

1

Par Fit™ (cont'd)

HYDRAULICS



Filter element Competitor	Competitor part number	Parker replacement part number
Pall	HC9604FKP8H	937200Q
Pall	HC9604FKS13H	937201Q
Pall	HC9604FKS16H	937202Q
Pall	HC9604FKS4H	937203Q
Pall	HC9604FKS8H	937204Q
Pall	HC9604FKT13H	937205Q
Pall	HC9604FKT16H	937206Q
Pall	HC9604FKT4H	937207Q
Pall	HC9604FKT8H	937208Q
Pall	HC9650FKN13H	937209Q
Pall	HC9650FKS13H	937213Q
Pall	HC9650FKS4H	937214Q
Pall	HC9650FKT13H	937215Q
Pall	HC9650FKT4H	937216Q
Pall	HC9651FKS16H	937219Q
Pall	HC9651FKS8H	937220Q
Pall	HC9801FKS13H	937221Q
Pall	HC9801FKS4H	937222Q
Pall	HC9801FKS8H	937223Q
Pall	HC9801FKP13H	PR2759Q
Pall	HC9801FKT13H	PR2760Q
Pall	HC8300FKN16H	PR2798Q
Pall	HC9600FKP4H	PR3435Q
Pall	HC9600FKP8H	PR3436Q
Pall	HC9600FKS4H	PR3437Q
Pall	HC9600FKS8H	PR3438Q
Pall	HC9600FKT4H	PR3440Q
Pall	HC9600FKT8H	PR3441Q
Pall	HC9020FKT4H	PR3444Q
Pall	HC9020FKT8H	PR3446Q
Pall	HC8300FKP16H	PR3455Q
Pall	HC8300FKS16H	PR3456Q
Pall	HC6500FKT8H	PR4344Q
Pall	HC6500FKS8H	PR4345Q
Pall	HC8700FKS4H	PR4455Q
Pall	HC8700FKT4H	PR4456Q
Pall	HC8700FKS8H	PR4459Q
Pall	HC8700FKT8H	PR4460Q
Pall	HC8904FKP39H	938314Q
Pall	HC8904FKN39H	938315Q
Pall	HC8904FKS39H	938316Q
Pall	HC8904FKT39H	938317Q

Description:	<ul style="list-style-type: none"> Designed for reservoir top mounted installation, the EAB Series Air Breathers feature eco-friendly media, a low-profile design and visual indicator options.
Construction:	<ul style="list-style-type: none"> Glass reinforced composite housing.
Filtration media:	<ul style="list-style-type: none"> 1 micron abs. glass-fibre media.
Max. height above tank:	<ul style="list-style-type: none"> 102 mm
Max. diameter:	<ul style="list-style-type: none"> 228 mm
Mounting options:	<ul style="list-style-type: none"> Internal thread, external thread and 6-screw mounting.
Applications:	<ul style="list-style-type: none"> Agricultural machines, forestry equipment, wheeled loaders and industrial power units.

Advantages:	<ul style="list-style-type: none"> Low pressure drop characteristics. High dirt holding capacity.
Benefits:	<ul style="list-style-type: none"> Glass-reinforced composite housing gives a robust design. Eco element respects the environment.

EAB Series - Reservoir breathers



Part number	Mounting option	Micron	Gauge option	Replacement elements
EAB10 Series				
EAB10Q010GE16	G1 external thread	1	No Indicator	EAC10Q010
EAB10Q010GS12	G3/4 internal + G1 external threads	1	No Indicator	EAC10Q010
EAB20 Series				
EAB20Q010GE16A	G1 external thread	1	Vacuum/pressure	EAC20Q010
EAB20Q010GS12A	G3/4 internal + G1 external threads	1	Vacuum/pressure	EAC20Q010

Note: Other options include eco-elements and 6-screw mounting, strainer and gasket.

Description:	<ul style="list-style-type: none"> For optimum protection of hydraulic and lubrication systems. ABL-1 has a flow capacity of 1000 l/min, ABL-2 is capable of handling 2000 l/min. Both are equipped with a 3-micron replaceable Leif element. The visual indicator of the ABL-2 (optional for the ABL-1) indicates when the air breather element requires replacement.
Construction:	<ul style="list-style-type: none"> High impact strength composite.
Operating temperature:	<ul style="list-style-type: none"> From -20°C to +80°C.
Filtration media:	<ul style="list-style-type: none"> LEIF environmentally-friendly element.
Max. height above tank:	<ul style="list-style-type: none"> ABL-1 (No indicator) = 80 mm. ABL-2 (With indicator) = 173.5 mm.
Max. diameter:	<ul style="list-style-type: none"> ABL-1 = 127 mm diameter. ABL-2 = 127 mm diameter.
Applications:	<ul style="list-style-type: none"> Off-road equipment, construction vehicles, forestry equipment and hydraulic power packs.

Advantages:	<ul style="list-style-type: none"> Tank-top mounted, high visibility design. LEIF environmental media as standard.
Benefits:	<ul style="list-style-type: none"> On-board indication of media condition ensures effective system breathing. Low fatigue characteristics by using Parker's environmental media.

ABL Series - Reservoir breathers



Part number	Thread BSP	Flow l/min	Micron	Indicator	Replacement elements
ABL1G114QXWL3	1 1/4	1000	3	No	QXWL3
ABL2G114QXWL13V	1 1/4	2000	3	Visual	QXWL13

1

HYDRAULICS

- Description:**
- Glass-filled Nylon, IP65 rated reservoir filler breathers are non-corrodible, strong and lightweight. They are available as single hole installations, pressurised and non-pressurised, and 6-hole mounting installation pressurised and non-pressurised. 10 micron nominal filtration media and a 95 mm strainer. Pressure options are 0.2, 0.35 and 0.7 bar.
- Applications:**
- Agricultural machines, forestry equipment, refuse vehicles and industrial power units.
- Advantages:**
- Non-corrodible design ensures extended product life typically.
 - Lightweight construction.
- Benefits:**
- Prevents reservoir fluid spillage.
 - Suited to installation on virtually any hydraulic reservoir.

Option - Single hole filler breathers - Pressurised



Part number	Details
AB98212011	Pressurised 0.2 bar with 95 mm strainer
AB98213011	Pressurised 0.35 bar with 95 mm strainer
AB98217011	Pressurised 0.7 bar with 95 mm strainer

Option - Single hole filler breathers - Non-pressurised



Part number	Details
AB98210011	Non-pressurised Filler Breather with 95 mm strainer

Option - 6-hole filler breathers - Pressurised



Part number	Details
AB98812011	Pressurised 0.2 bar with 95 mm strainer
AB98813011	Pressurised 0.35 bar with 95 mm strainer
AB98817011	Pressurised 0.7 bar with 95 mm strainer

Option - 6-hole filler breathers - Non-pressurised



Part number	Details
AB98810011	Non-pressurised Filler Breather with 95 mm strainer

Note: 3-hole breather option available.

- Description:
- Packs of 10 x 200 mm or 10 x 400 mm Dipsticks are available.
 - The dipstick can be cut to the required length and the Hi/Lo indicators moved and positioned.

Dipstick Option - Supplied in packs of 10



Part number	Details
B68206	10 x 200 mm dipsticks
B68207	10 x 400 mm dipsticks

- Description:
- Metal filler breathers for hydraulic reservoir filling and breathing requirements.
 - A lockable option is also available.
- Construction:
- Chrome plated steel providing a robust solution to reservoir filler breathing.
- Installation information:
- Filter Flange Type.
- Displacement:
- 720 l/min.
- Micron rating:
- 10 micron.
- Air Flow:
- 0.75 m³/min.
- Locking lug option:
- For extra security, the option 5561 offers a locking lug design feature.
- Applications:
- For reservoirs in all applications.

- Advantages:
- Traditional breather with chrome finish offers a proven design.
 - Lockable option for greater reservoir security.
- Benefits:
- Designed to retain its 'looks' even in the worst conditions.
 - Reduces the risks and expense of fuel theft.

Air breather metal - Threaded type



Part number	Thread BSSP	Micron	Displacement L/mn	Weight kg	Air flow m ³ /min
SAB.1562.10	3/4	10	430	0.2	0.45
SAB.1563.10	1/4	10	135	0.06	0.15

Filler breather metal - Filter flange type



Part number	Micron	Displacement L/mn	Weight kg	Air flow m ³ /min
AB116310	10	430	0.24	0.45
AB.1380.10	10	135	0.08	0.15
5561 (Locking option)	10	430	0.24	0.45

Note: For dipstick options consult Parker Filtration.

LONG LIFE

FOR YOUR HYDRAULIC
SYSTEM



Parker Oilcheck

Did you know the fluid in your hydraulic systems can help you to anticipate breakdowns and reduce downtime? With Oilcheck, you can follow its evolution in real time. Take Oilcheck, place a drop of fluid to be analysed on the central sensor and see the results immediately.

For more information or to locate your nearest ParkerStore, visit www.parkerstore.com.



- Description:**
 - Replacement hydraulic tie rod cylinder gland with pre-fitted double lip wiper and multi-lip pressure seals, gland/head O-Ring.
- Construction:**
 - Gland - high strength bearing brass.
 - Seals - enhanced polyurethane, nitrile (NBR).
- Recommended fluids:**
 - Mineral oil fluids HH, HL, HLP, HLP-D, HM, MIL-H-5606 oil.
- Operating temperature:**
 - From -20°C to +80°C.
- For cylinder series:**
 - HMI, HMD, 2H, 3L.

- Advantages:**
 - Replacement parts fit correctly and restore cylinder's original performance.
- Benefits:**
 - High productivity with low whole-life costs.

Gland cartridge service kits - HMI/HMD cylinders



Part number	Rod Diameter mm	Bore Diameter mm	To be used with		
			gland wrench	spanner wrench	O-Ring removal tool
RG2HM0121	12	25	69590	11676	55000 200 000
RG2HM0141	14	32	69590	11676	55000 200 000
RG2HM0181	18	25, 40	84765	11676	55000 200 000
RG2HM0221	22	32, 50	69591	11676	55000 200 000
RG2HM0281	28	40, 50, 63	84766	11703	55000 200 000
RG2HM0361	36	50, 63, 80	69592	11703	55000 200 000
RG2HM0451	45	63, 80, 100	69593	11677	55000 200 000
RG2HM0561	56	80, 100	69595	11677	55000 200 000
RG2HM0701	70	100	69596	11677	55000 200 000

Gland cartridge service kits - 2H and 3L cylinders



Part number	Rod Diameter mm	Bore Diameter mm	To be used with		
			gland wrench	spanner wrench	O-Ring removal tool
RG2HLTS061	15.9	38.1	69590	11676	55000 200 000
RG2HLTS101	25.4	38.1, 50.8, 63.5	69591	11676	55000 200 000
RG2HLTS131	34.9	50.8, 63.5, 82.6	69592	11703	55000 200 000
RG2HLTS171	44.5	63.5, 82.6, 101.6	69593	11677	55000 200 000
RG2HLTS201	50.8	82.6, 101.6	69594	11677	55000 200 000
RG2HLTS251	63.5	101.6	69595	11677	55000 200 000

1

- Description:**
- These rugged, purpose-made tools allow Parker's hydraulic tie rod cylinder glands to be removed and refitted quickly and easily without damage to the gland or piston rod.
- Advantages:**
- Precise fit prevents damage to cylinder components for fast, cost-effective overhaul.
- Benefits:**
- Cylinder downtime, and therefore lost production, is reduced to a minimum.

Gland Wrench



Part number	Fits Gland Cartridge Service Kits
69590	RG2HM0121, RG2HM0141, RG2HLTS061
84765	RG2HM0181
69591	RG2HM0221, RG2HLTS101
84766	RG2HM0281
69592	RG2HM0361, RG2HLTS131
69593	RG2HM0451, RG2HLTS171
69594	RG2HLTS201
69595	RG2HM0561, RG2HLTS251
69596	RG2HM0701

Spanner Wrench



Part number	Fits Gland Wrenches
11676	69590, 84765, 69591
11703	84766, 69592
11677	69593, 69594, 69595, 69596

HYDRAULICS

- Description:
 - Parker's ADE Series diaphragm accumulators are energy storage devices which enhance the performance of a hydraulic system by supplementing and stabilising pump delivery.
- Construction:
 - Shell - high strength alloy steel.
 - Diaphragm/seals - nitrile (NBR).
- Recommended fluids:
 - Group 2, general purpose mineral oil-based fluids.
- Operating temperature:
 - From -10°C to +80°C.
- Applications:
 - Pilot valve operation, safety systems, power units.
- Advantages:
 - Reduced noise and shock deliver improved component and system life.
- Benefits:
 - Reduced downtime and greater system efficiency improves machine productivity.

ADE Series - Diaphragm accumulators



Part number	Capacity	Max. Operating Pressure		Max. Flow rate	Precharge Pressure	
	Litres	bar	psi	L/min	bar	psi
ADE007-25R1A2	0.075	250	3625	10	60	870
ADE016-25R1A2	0.16	250	3625	10	60	870
ADE032-21R1A2	0.32	210	3050	40	40	580
ADE050-21R1A2	0.5	210	3050	40	40	580
ADE075-21R1A2	0.75	210	3050	40	40	580
ADE100-21R1A2	1.0	210	3050	40	40	580
ADE140-14R1C2	1.4	140	2030	40	40	580
ADE140-25R1C2	1.4	250	3625	40	60	870
ADE200-25R1C2	2.0	250	3625	60	60	870
ADE280-25R1C2	2.8	250	3625	60	90	1300
ADE350-25R1C2	3.5	250	3625	60	90	1300

1

Description:

- Parker's UCA Series charging and gauging kits enable the user to check the precharge pressure of an accumulator, and to fill or vent nitrogen as necessary.
- Correct accumulator precharge pressure optimises system performance and maximises component life.

Advantages:

- Everything needed to maintain an accumulator in one easy-to-use.

Benefits:

- Cuts time spent on critical regular maintenance while optimising machine performance.

UCA Series - Accumulators charging and gauging kit



Part number	To National Standard	Max. Operating Pressure	
		bar	psi
UCA 02	UK	340	4930
UCA 04	France	340	4930
UCA 01	Germany	340	4930
UCA 05	Italy	340	4930
UCA 03	US	340	4930

HYDRAULICS

- Description:
- 3-chamber, electrically controlled 4/3- or 4/2-way directional control valve.
 - Direct-activated by solenoids with screwed-in wet pin armature.
 - Standard versions with 24 DC solenoids and NBR seals.
- Operating pressure:
- 350 bar max.
- Flow rate:
- Up to 80 l/min.

- Advantages:
- High flow capacity.
 - Global design.
- Benefits:
- Minimum downtime.
 - Very short delivery times.

D1VW series - Spool valve - Electrically operated



Part number	Position			Direction
	A	0	B	
D1VW001CNJW	P-B, A-T	All closed	P-A, B-T	4/3 way
D1VW002CNJW	P-B, A-T	P-A-B-T	P-A, B-T	4/3 way
D1VW004CNJW	P-B, A-T	A-B-T	P-A, B-T	4/3 way
D1VW008CNJW	P-A, B-T	P-T	P-B, A-T	4/3 way
D1VW020BNJW	P-B, A-T		P-A, B-T	4/2 way
D1VW020DNJW	P-B, A-T		P-A, B-T	4/2 way detent

1

HYDRAULICS

- Description: • Sandwich valves in combination with directional control valves series D1VW.
- Operating pressure: • 350 bar max.
- Advantages: • Easy to apply.
• Can be used in both directions.
- Benefits: • Minimum downtime.
• Very short delivery times.

CM - Check valve - Direct operated



Part number	Port
CM2PPV	P
CM2AAV	A
CM2BBV	B
CM2TTV	T
CM2DDV	A + B

CPOM - Check valve - Hydraulically operated



Part number	Port
CPOM2AAV	A
CPOM2BBV	B
CPOM2DDV	A + B

FM - Throttle check valve



Part number	Port	Adjustment
FM2DDSV	A + B	Hexagon screw
FM2DDKV	A + B	Knob

- Description:
- Inline mounted check, needle, and flow control valves.
 - Flow control available in pressure compensated models.
- Operating pressure:
- See valve type and size.
- Flow rate:
- Up to 570 l/min.

- Advantages:
- Widely approved, reliable design.
- Benefits:
- Minimum downtime.
 - Very short delivery times.

C series - Inline mounted check valve



Part number Thread BSPP	Thread NPT	Max. Operating Pressure		Thread size inch
		bar	psi	
9C400S	C400S	350	5075	1/4
9C600S	C600S	350	5075	3/8
9C800S	C800S	350	5075	1/2
9C1200S	C1200S	350	5075	3/4
9C1600S	C1600S	210	3045	1

F series - Inline mounted throttle check valve



Part number Thread BSPP	Thread NPT	Max. Operating Pressure		Thread size inch
		bar	psi	
9F400S	F400S	350	5075	1/4
9F600S	F600S	350	5075	3/8
9F800S	F800S	350	5075	1/2
9F1200S	F1200S	350	5075	3/4
9F1600S	F1600S	210	3045	1

N series - Inline mounted needle valve



Part number Thread BSPP	Thread NPT	Max. Operating Pressure		Thread size inch
		bar	psi	
9N400S	N400S	350	5075	1/4
9N600S	N600S	350	5075	3/8
9N800S	N800S	350	5075	1/2
9N1200S	N1200S	350	5075	3/4
9N1600S	N1600S	210	3045	1

MV series - Inline mounted needle valve



Part number Thread BSPP	Thread NPT	Max. Operating Pressure		Thread size inch
		bar	psi	
9MV400S	MV400S	350	5075	1/4
9MV600S	MV600S	350	5075	3/8
9MV800S	MV800S	350	5075	1/2

1 Accessories - Mounting kit for series MV

Part number Thread BSPP	Thread size inch
MVK4	1/4
MVK6	3/8
MVK8	1/2
MVK12	3/4
MVK16	1

PCM series - Inline mounted compensated flow control valve



Part number Thread BSPP	Thread NPT	Max. Operating Pressure		Thread size inch
		bar	psi	
9PCCM400S	PCCM400S	210	3045	1/4
9PCCM600S	PCCM600S	210	3045	3/8
9PCCM800S	PCCM800S	210	3045	1/2
9PCM400S	PCM400S	210	3045	1/4
9PCM600S	PCM600S	210	3045	3/8
9PCM800S	PCM800S	210	3045	1/2

Description:

- Flow Control Valve with nominal pressure rating up to PN 420 bar with BSPP female threads 3/8 BSPP and 1/2 BSPP.
- Needle Type Valve.

Recommended fluids:

- Mineral based or synthetic with lubricating properties at viscosities of 6 to 420 cSt.

Temperature range:

- From -40°C up to +90°C.

Applications:

- For applications with an inlet pressure up to 420 bar.

Advantages:

- High flow and pressure capability.

Benefits:

- Compact maintenance-free construction, service-proved.
- Reduce maintenance and system downtime.

J02A2 - Flow Control Valve - 3/8 BSPP



Part number	Thread BSPP	Flow l/min
J02A2ZN-6B	3/8	0 - 45

J04A2 - Flow Control Valve - 1/2 BSPP



Part number	Thread BSPP	Flow l/min
J04A2ZN-8B	1/2	0 - 110

Description:	<ul style="list-style-type: none"> Flow Control Valve with Reverse Flow Check Valve - with nominal pressure rating up to PN 420 bar with BSPP female threads 3/8 BSPP. Needle Type Valve with Reverse flow Check Valve.
Recommended fluids:	<ul style="list-style-type: none"> Mineral based or synthetic with lubricating properties at viscosities of 6 to 420 cSt.
Operating temperature:	<ul style="list-style-type: none"> From -40°C up to +90°C.
Applications:	<ul style="list-style-type: none"> For applications with an inlet pressure up to 420 bar.
Advantages:	<ul style="list-style-type: none"> High pressure capability. Reverse free flow check valve. Shuts off to low leakage level.
Benefits:	<ul style="list-style-type: none"> Compact maintenance-free construction, service-proved. Reduce maintenance and system downtime.


J02B2 - Flow Control Valve - 3/8 BSPP



Part number	Thread BSPP	Flow l/min
J02B2ZN-6B	3/8	0 - 30

Description:	<ul style="list-style-type: none"> Pressure Compensated Flow Control Valve - with nominal pressure rating up to PN 420 bar with BSPP female threads 1/2 BSPP. Restrictive Variable Orifice Style, Pressure Compensated Flow Control Valve.
Recommended fluids:	<ul style="list-style-type: none"> Mineral based or synthetic with lubricating properties at viscosities of 6 to 420 cSt.
Temperature range:	<ul style="list-style-type: none"> From -40°C up to +90°C.
Applications:	<ul style="list-style-type: none"> For applications with an inlet pressure up to 420 bar.
Advantages:	<ul style="list-style-type: none"> High pressure capability. Pressure compensated.
Benefits:	<ul style="list-style-type: none"> Compact maintenance-free construction, service-proved. Reduce maintenance and system downtime.

J04C2 - Flow Control Valve - 1/2 BSPP



Part number	Thread BSPP	Flow l/min
J04C2ZN-8B	1/2	0 - 40

1 KH - 2-Way ball valve steel - E0 24° cone end



Part number	Outside Diameter mm
KH06LX	6
KH08LX	8
KH10LX	10
KH12LX	12
KH15LX	15
KH18LX	18
KH22LX	22
KH28LX	28
KH35LX	35
KH42LX	42
KH08SX	8
KH10SX	10
KH12SX	12
KH14SX	14
KH16SX	16
KH20SX	20
KH25SX	25
KH30SX	30
KH38SX	38

KH - 2-Way ball valve stainless steel - E0 24° cone end



Part number	Outside Diameter mm
KH08L71X	8
KH10L71X	10
KH12L71X	12
KH15L71X	15
KH18L71X	18
KH22L71X	22
KH28L71X	28
KH12S71X	12
KH14S71X	14
KH16S71X	16
KH20S71X	20
KH25S71X	25
KH38S71X	38

KH - 2-Way BSPP ball valve steel - Female BSPP (ISO 1179-1)



Part number	Thread BSPP
KH1/8X	1/8
KH1/4X	1/4
KH3/8X	3/8
KH1/2X	1/2
KH3/4X	3/4
KH1X	1
KH11/4X	1 1/4
KH11/2X	1 1/2

KH - 2-Way BSPP ball valve stainless steel - Female BSPP (ISO 1179-1)



Part number	Thread BSPP
KH1/471X	1/4
KH3/871X	3/8
KH1/271X	1/2
KH3/471X	3/4
KH171X	1
KH11/471X	1 1/4

KH - 2-Way NPT ball valve steel - Female NPT (SAE 476)



Part number	Thread NPTF
KH1/4NPTX	1/4-18
KH3/8NPTX	3/8-18
KH1/2NPTX	1/2-14
KH3/4NPTX	3/4-14
KH1NPTX	1-11 1/2
KH11/2NPTX	1 1/2-11 1/2

KH - 3-Way compact BSPP ball valve steel - Female BSPP (ISO 1179-1)



Part number	Thread BSPP
KH3/2-1/4X	1/4
KH3/2-3/8X	3/8
KH3/2-1/2X	1/2
KH3/2-3/4X	3/4
KH3/2-1X	1

1 ELA - Air-bleed valve - Male BSPP - EOlastic seal



Part number	Thread BSPP
ELA1/4EDCF	1/4

WV - Alternating-valve - EO 24° cone end



Part number	Outside Diameter mm	Thread Metric
WV08LOMDCF	8	M14x1.5
WV10LOMDCF	10	M16x1.5
WV12LOMDCF	12	M18x1.5
WV15LOMDCF	15	M22x1.5

DV - Shut-off valve PN 10 - Casing DIN 3512 - EO 24° cone end



Part number	Outside Diameter mm	Thread Metric
DV06LX	6	M12x1.5
DV08LX	8	M14x1.5
DV10LX	10	M16x1.5
DV12LX	12	M18x1.5
DV15LX	15	M22x1.5
DV18LX	18	M26x1.5
DV22LX	22	M30x2.0
DV28LX	28	M36x2.0
DV35LX	35	M45x2.0

- Description:**
- Non-return valves with nominal pressure ratings up to PN 420 bar:
 - with tube connection both ends RHD
 - with tube connection to male stud RHV/RHZ
 - with female thread both ends RHD1
 - valve cartridges RVP
 - valve internal parts I-TL
 - leakage rate hydraulic testing under test pressure: 1 drop per minute.
- Temperature range:**
- From -10°C up to +100°C.
- Alternating valves:**
- For nominal pressure ratings up to PN 160 WV.
 - Leakage rate hydraulic testing under test pressure: 20 drops per minute.
- Hand-operated:**
- For low pressure ratings up to PN 10 bar DV.
- Shut-off valves:**
- For medium pressure ratings up to PN 40 bar LD.
- Applications:**
- Suitable for petroleum-based hydraulic fluid, lubricants and fuel oil.
 - For applications suitable up to 420 bar.
- Advantages:**
- A wide range of sizes, male threads and cracking pressures which make them very flexible.
 - Cr(VI)-free surface.
 - Compact maintenance-free construction, service-proved.
- Benefits:**
- Prolong the life of hydraulic system.
 - Reduce maintenance and downtime costs.

RHD - Non-return valve - EO 24° cone end



Part number	Outside Diameter
	mm
RHD06LOMDCF	6
RHD08LOMDCF	8
RHD10LOMDCF	10
RHD12LOMDCF	12
RHD15LOMDCF	15
RHD18LOMDCF	18
RHD22LOMDCF	22
RHD28LOMDCF	28
RHD35LOMDCF	35
RHD42LOMDCF	42
RHD06SOMDCF	6
RHD08SOMDCF	8
RHD10SOMDCF	10
RHD12SOMDCF	12
RHD14SOMDCF	14
RHD16SOMDCF	16
RHD20SOMDCF	20
RHD25SOMDCF	25
RHD30SOMDCF	30
RHD38SOMDCF	38

RHD1 - Non-return valve - Female BSPP (ISO 1179-1)



Part number	Thread
	BSPP
RHD11/8CF	1/8
RHD11/4CF	1/4
RHD13/8CF	3/8
RHD11/2CF	1/2
RHD13/4CF	3/4
RHD11CF	1
RHD11/4CF	1 1/4
RHD11/2CF	1 1/2

1

RHV-R-ED - Non-return valve - EO 24° cone end - Male BSPP - EOlastic seal (ISO 1179)

HYDRAULICS



Part number	Outside Diameter mm	Thread BSPP
RHV06LREDOMDCF	6	1/8A
RHV08LREDOMDCF	8	1/4A
RHV10LREDOMDCF	10	1/4A
RHV12LREDOMDCF	12	3/8A
RHV15LREDOMDCF	15	1/2A
RHV18LREDOMDCF	18	1/2A
RHV22LREDOMDCF	22	3/4A
RHV28LREDOMDCF	28	1A
RHV42LREDOMDCF	42	1 1/2A
RHV06SREDOMDCF	6	1/4A
RHV08SREDOMDCF	8	1/4A
RHV10SREDOMDCF	10	3/8A
RHV12SREDOMDCF	12	3/8A
RHV14SREDOMDCF	14	1/2A
RHV16SREDOMDCF	16	1/2A
RHV20SREDOMDCF	20	3/4A
RHV25SREDOMDCF	25	1A
RHV30SREDOMDCF	30	1 1/4A
RHV38SREDOMDCF	38	1 1/2A

RHZ-M-ED - Non-return valve - Male metric - EOlastic seal (ISO 9974) - EO 24° cone end



Part number	Outside Diameter mm	Thread Metric
RHZ10LMEDOMDCF	10	M14x1.5
RHZ28LMEDOMDCF	28	M33x2.0
RHZ06SMEDOMDCF	6	M12x1.5
RHZ25SMEDOMDCF	25	M33x2.0

RHZ-R-ED - Non-return valve - Male BSPP - EOlastic seal (ISO 1179) - EO 24° cone end



Part number	Outside Diameter mm	Thread BSPP
RHZ06LREDOMDCF	6	1/8A
RHZ08LREDOMDCF	8	1/4A
RHZ10LREDOMDCF	10	1/4A
RHZ12LREDOMDCF	12	3/8A
RHZ15LREDOMDCF	15	1/2A
RHZ18LREDOMDCF	18	1/2A
RHZ22LREDOMDCF	22	3/4A
RHZ28LREDOMDCF	28	1A
RHZ35LREDOMDCF	35	1 1/4A
RHZ42LREDOMDCF	42	1 1/2A
RHZ06SREDOMDCF	6	1/4A
RHZ08SREDOMDCF	8	1/4A
RHZ12SREDOMDCF	12	3/8A
RHZ16SREDOMDCF	16	1/2A
RHZ20SREDOMDCF	20	3/4A
RHZ25SREDOMDCF	25	1A
RHZ30SREDOMDCF	30	1 1/4A
RHZ38SREDOMDCF	38	1 1/2A

RVP - Non-return valve cartridge



Part number	Valve ITL
RVP13CF	6-L/6u.8-S
RVP16CF	8-L/10-S
RVP20CF	10-L/12-S
RVP24CF	12-L/14-S

1

HYDRAULICS

- | | |
|---------------------|---|
| Description: | <ul style="list-style-type: none"> • Non-return valves with nominal pressure ratings up to PN 420 bar: <ul style="list-style-type: none"> - with BSPP female threads either 3/8 or 1/2 BSPP. • Ball type cartridge valves: <ul style="list-style-type: none"> - leakage rate: 3 drops per minute max. |
| Recommended fluids: | <ul style="list-style-type: none"> • Mineral based or synthetic with lubricating properties at viscosities of 6 to 420 cSt. |
| Temperature range: | <ul style="list-style-type: none"> • From -40°C up to +90°C (nitrile Seals). |
| Opening pressure: | <ul style="list-style-type: none"> • 0.2 and 2.1 bar available. |
| Applications: | <ul style="list-style-type: none"> • For check valve applications with an inlet pressure up to 420 bar. |
| Advantages: | <ul style="list-style-type: none"> • High pressure rating with low leakage. • Good contamination tolerance. |
| Benefits: | <ul style="list-style-type: none"> • Compact maintenance-free construction, service-proved. • Reduce maintenance and system downtime. |


D02B2 - Non-return valve - 3/8 BSPP

Part number	Thread BSPP	Opening Pressure bar
D02B2-0.2N-6B	3/8	0.2
D02B2-2.1N-6B	3/8	2.1



D04B2 - Non-return valve - 1/2 BSPP

Part number	Thread BSPP	Opening Pressure bar
D04B2-0.2N-8B	1/2	0.2
D04B2-2.1N-8B	1/2	2.1



- Description:**
- Direct Acting Relief Valve with nominal pressure rating up to PN 420 bar with BSPP female threads either 3/8 or 1/2 BSPP.
 - Poppet Type Cartridge Valves - Relieves from nose to side.
- Recommended fluids:**
- Mineral based or synthetic with lubricating properties at viscosities of 6 to 420 cSt.
- Operating pressure:**
- 5 to 420 bar (adjustable).
- Temperature range:**
- From -40°C up to +90°C.
- Applications:**
- Fast response relief valve with an inlet pressure up to 420 bar.

- Advantages:**
- High pressure rating with low leakage and fast response.
 - Good contamination tolerance.

- Benefits:**
- Compact maintenance-free construction, service-proved.
 - Reduce maintenance and system downtime.

A02B2 - Relief Valve - 3/8 BSPP



Part number	Thread BSPP	Opening Pressure bar
A02B2PZN-6B	3/8	5 - 420

A04B2 - Non-return valve - 1/2 BSPP



Part number	Thread BSPP	Opening Pressure bar
A04B2PZN-8B	1/2	5 - 420

1

HYDRAULICS

- Description:**
- Direct Acting Relief Valve with nominal pressure rating up to PN 420 bar with BSPP female threads 1/2 BSPP.
 - Spool Type Cartridge Valve - Relieves from nose to side.
- Recommended fluids:**
- Mineral based or synthetic with lubricating properties at viscosities of 6 to 420 cSt.
- Operating pressure:**
- 2 to 100 bar (adjustable).
- Temperature range:**
- From -40°C up to +90°C.
- Applications:**
- For low pressure relief valve applications.

- Advantages:**
- Low pressure operating range with high flow capacity.
- Benefits:**
- Compact maintenance-free construction, service-proved.
 - Reduce maintenance and system downtime.

A04C2 - Relief Valve - 1/2 BSPP



Part number	Thread BSPP	Opening Pressure bar
A04C2FZN-8B	1/2	2 - 100

- Description:**
- Direct Acting Poppet Type Relief Valve with nominal pressure rating up to PN 420 bar with BSPP female threads 1/2 BSPP.
 - Poppet Type Cartridge Valve - Side to Nose Relief Direction.
 - Leakage rate: 5 drops per minute max.
- Recommended fluids:**
- Mineral based or synthetic with lubricating properties at viscosities of 6 to 420 cSt.
- Operating pressure:**
- 5 to 350 bar (adjustable).
- Temperature range:**
- From -40°C up to +90°C.
- Applications:**
- For applications with an inlet pressure up to 420 bar.

- Advantages:**
- Flat response with low leakage and high flow capacity.
 - Good contamination tolerance.
- Benefits:**
- Compact maintenance-free construction, service-proved.
 - Reduce maintenance and system downtime.


A04D2 - Relief Valve - 1/2 BSPP



Part number	Thread BSPP	Opening Pressure bar
A04D2MZN-8B	1/2	5 - 350

Description:	<ul style="list-style-type: none"> Pilot Operated Spool Type Relief Valve with nominal pressure rating up to PN 420 bar with BSPP female threads 1/2 BSPP. Spool Type Cartridge Valve. Leakage rate hydraulic testing under test pressure: 5 drops per minute.
Recommended fluids:	<ul style="list-style-type: none"> Mineral based or synthetic with lubricating properties at viscosities of 6 to 420 cSt.
Operating pressure:	<ul style="list-style-type: none"> 10 to 420 bar.
Temperature range:	<ul style="list-style-type: none"> From -40°C up to +90°C.
Applications:	<ul style="list-style-type: none"> For applications with an inlet pressure up to 420 bar.
Advantages:	<ul style="list-style-type: none"> Compact maintenance-free construction, service-proved. Reduce maintenance and downtime costs. High pressure rating.
Benefits:	<ul style="list-style-type: none"> Compact maintenance-free construction, service-proved. Reduce maintenance and system downtime.

A04G2 - Relief Valve - 1/2 BSPP



Part number	Thread BSPP	Opening Pressure bar
A04G2PZN-8B	1/2	10 - 420

Description:	<ul style="list-style-type: none"> Bi Directional (Crossline) Relief Valve with nominal pressure rating up to PN 350 bar with BSPP female threads 1/2 BSPP. Bi-Directional (Crossline) Poppet Type Cartridge Valve.
Recommended fluids:	<ul style="list-style-type: none"> Mineral based or synthetic with lubricating properties at viscosities of 6 to 420 cSt.
Operating pressure:	<ul style="list-style-type: none"> 10 to 350 bar.
Temperature range:	<ul style="list-style-type: none"> From -40°C up to +90°C.
Applications:	<ul style="list-style-type: none"> For applications with an inlet pressure up to 420 bar.
Advantages:	<ul style="list-style-type: none"> Compact maintenance-free construction, service-proved. Reduce maintenance and downtime costs. High pressure rating. Relieves in both directions.
Benefits:	<ul style="list-style-type: none"> Prolong the life of hydraulic system. Reduce maintenance and system downtime. One cartridge valve relieves in both directions, saving space and cost.

A04J2 - Relief Valve - 1/2 BSPP



Part number	Thread BSPP	Opening Pressure bar
A04J2MZN-8B	1/2	10 - 350

1

- Description:
- Truck fixed displacement pump.
 - Unbeatable 45° bent-axis angle piston pump.
- Operating pressure:
- Up to 350 bar (5000 psi) in continuous operation.
 - Up to 400 Bar (5800 psi) in intermittent operation.

- Advantages:
- Shaft and flange ISO standard.
 - Compact and low weight.
 - Easy to change rotation direction.
 - High self-priming speed.
 - High operating pressure.
 - Robust bearing package.
 - Spherical pistons with laminated piston rings.
 - Quiet operation.

- Benefits:
- High power capability.
 - High overall efficiency.
 - Low noise level.
 - Easy to install.
 - Easy to service.
 - Long service life.

F1 - Axial Piston Pump

Part number	Weight kg	Displacement cm ³ /rev	Torque Nm	Power kW	Max. Speed Rpm
3781060	8.5	59.5	331	61	2200
3781080	12.5	81.6	453	76	2000

Max. Speed valid with 2 1/2" inlet suction line at 350 bar (5000 psi).



HYDRAULICS

- Operating pressure:
- Up to 250 bar (3600 psi) in continuous operation.
 - Up to 270 Bar (3900 psi) in intermittent operation.

- Advantages:
- Compact and light.
 - Robust and reliable.
 - Quiet operation.
 - Side and rear port.
 - Bi-rotational.

- Benefits:
- Easy to install.
 - Less sensitive to over-speeding.
 - Low noise level.

GP1 - Truck Gear Pump



Part number	Details	Weight kg	Displacement cm ³ /rev	Max. Speed Rpm	Cont. Pressure	
					bar	psi
7029113913	GP1-023-4	6.7	23	2000	250	3630
7029113914	GP1-029-4	7.1	29	2000	240	3480
7029113915	GP1-036-4	7.5	36	2000	230	3340

NEED TO CONTROL YOUR MOTORS? JUST THINK PARKER



Parker SSD Drives

Motors over consuming electricity? Pumps and hydraulic machinery suffering from mechanical stress? With Parker SSD Drives, you can take control of your system.

They are fully adjustable to the features of your machines and reduce your operating costs. Your ParkerStore will guide you to the technology expert.

For more information or to locate your nearest ParkerStore, visit www.parkerstore.com.





LF Push-In Fittings
- p. 232



Pneumatic Couplings
- p. 263



Viking Xtreme® - p. 298

Tube & Tube Fittings

- Push-In Fittings 232
- Bite-type Fittings 244
- Adaptors 246
- Pneumatic Function Fittings 252

Pneumatic Tubes

- Technical Tubing 256

Pneumatic Quick Couplings

- Standard Quick Couplings 259
- Pneumatic Couplings 263
- Self-Venting Couplings 275

Pneumatic Cylinders

- ISO 6432 Cylinders 280
- ISO 6431 / VDMA 24562 Cylinders 282
- ISO 21287 Cylinders 283
- Piston Rod and Cylinder Mountings ISO 6432 285
- Piston Rod & Cylinder Mountings ISO 6431 287

Shock Absorbers

- Shock Absorbers and Accessories 288

Pneumatic Valves

- Ball Valves 290
- Non Return Valves 293
- Silencers 294
- Quick-exhaust, Shuttle & Flow Control Valves 295
- Control Valves 296

Blow Guns

- Industrial Blowguns 302

Accessories

- Tubing Sets 305

Rubber Hose & Fittings

- Pneumatic/Water Hose & Fittings 306

- Description:** • Invented and launched by Legris in 1969, the LF 3000® system has been adopted extensively throughout the world and has been designed using a simple and widely proven operating principle which allows instant fitting.
- Material:** • Glass-reinforced polyamide body, stainless steel gripping ring, NBR D-Ring, release button, nickel-plated brass sub-base, sealing O-Ring on BSPP threads and pre-coating on BSPT threads.
- Recommended fluids:** • Compressed air.*
- Operating pressure:** • 20 bar maximum (maximum circuit pressure depends equally on the type and diameter of tubing used).
- Operating temperature:** • From -20°C to +80°C. Suitability depends equally on the type and OD of the tube used. For temperatures above 80°C, please consult us.
- Applications:** • Used to connect pneumatic devices in many industrial applications such as assembly machines, packaging equipment, factory automation, automotive process industry, textile machinery, printing machinery, vacuum networks, etc.
- *LF 3000® fittings can also be used for conveying various types of liquids (water, cutting oil, etc.) for industrial applications. The operating pressure and temperatures depend on the fluid conveyed and O-Ring used.

- Advantages:** • Instant connection and disconnection, full flow, compactness, orientable body.
- Benefits:** • Time-saving and simplicity of installation, immediate sealing, multiple configurations.

3101 - Male Stud Fittings, hexagonal, BSPP and metric thread



Part number	Tube Outside Diameter	
	mm	Thread
3101 04 19	4	M5x0.8
3101 04 10	4	G1/8
3101 04 13	4	G1/4
3101 06 19	6	M5x0.8
3101 06 10	6	G1/8
3101 06 13	6	G1/4
3101 06 17	6	G3/8
3101 08 10	8	G1/8
3101 08 13	8	G1/4
3101 08 17	8	G3/8
3101 10 13	10	G1/4
3101 10 17	10	G3/8
3101 10 21	10	G1/2
3101 12 17	12	G3/8
3101 12 21	12	G1/2
3101 14 17	14	G3/8
3101 14 21	14	G1/2

3102 - Equal Elbow



Part number	Tube Outside Diameter	
	mm	
3102 04 00	4	
3102 06 00	6	
3102 08 00	8	
3102 10 00	10	
3102 12 00	12	
3102 14 00	14	

3104 - Equal Tee



Part number	Tube Outside Diameter mm
3104 04 00	4
3104 06 00	6
3104 08 00	8
3104 10 00	10
3104 12 00	12
3104 14 00	14

3304 - Multiple Tee



Part number	Tube Outside Diameter mm	Thread
3304 06 04	6	
3304 08 04	8	
3304 08 06	8	
3304 10 06	10	
3304 10 08	10	

3106 - Equal Tube/Tube Connector



Part number	Tube Outside Diameter mm
3106 04 00	4
3106 06 00	6
3106 08 00	8
3106 10 00	10
3106 12 00	12
3106 14 00	14

3109 - Male Stud Elbow - BSPT thread



Part number	Tube Outside Diameter mm	Thread BSPT
3109 04 10	4	R1/8
3109 04 13	4	R1/4
3109 06 10	6	R1/8
3109 06 13	6	R1/4
3109 08 10	8	R1/8
3109 08 13	8	R1/4
3109 08 17	8	R3/8
3109 10 13	10	R1/4
3109 10 17	10	R3/8
3109 10 21	10	R1/2
3109 12 13	12	R1/4
3109 12 17	12	R3/8
3109 12 21	12	R1/2
3109 14 21	14	R1/2

3114 - Female Stud Fitting - BSPP and M5 thread

2



Part number	Tube Outside Diameter mm	Thread
3114 04 19	4	M5x0.8
3114 04 10	4	G1/8
3114 04 13	4	G1/4
3114 06 10	6	G1/8
3114 06 13	6	G1/4
3114 08 10	8	G1/8
3114 08 13	8	G1/4
3114 10 13	10	G1/4
3114 10 17	10	G3/8
3114 10 21	10	G1/2
3114 12 17	12	G3/8
3114 12 21	12	G1/2
3114 14 17	14	G3/8

3116 - Equal Bulkhead Connector



Part number	Tube Outside Diameter mm
3116 04 00	4
3116 06 00	6
3116 08 00	8
3116 10 00	10
3116 12 00	12
3116 14 00	14

3126 - Blanking Plugs



Part number	Tube Outside Diameter mm
3126 04 00	4
3126 06 00	6
3126 08 00	8
3126 10 00	10

3140 - Single "Y" Piece - equal



Part number	Tube Outside Diameter mm
3140 04 00	4
3140 06 00	6
3140 08 00	8
3140 10 00	10
3140 10 12	10
3140 12 00	12

3144 - Equal and Unequal Multiple Y Piece



Part number	Tube Outside Diameter mm	Thread
3144 04 04	4	
3144 04 06	4	
3144 06 06	6	
3144 06 08	6	

3166 - Reducer



Part number	Tube Outside Diameter mm	Plug mm
3166 04 06	4	6
3166 04 08	4	8
3166 06 08	6	8
3166 08 12	8	12
3166 10 12	10	12
3166 10 14	10	14
3166 12 14	12	14

3182 - Equal and Unequal Plug-In Elbow



Part number	Tube Outside Diameter inch
3182 56 00	1/4
3182 60 00	3/8
3182 62 00	1/2

3142 - Equal and Unequal Plug-In Single Y Piece



Part number	Tube Outside Diameter mm	Thread
3142 04 00	4	
3142 04 06	4	
3142 06 00	6	
3142 06 08	6	
3142 08 00	8	
3142 08 10	8	
3142 10 00	10	
3142 10 12	10	
3142 12 00	12	

3175 - Stud Fittings

2



Part number	Tube Outside Diameter mm	Thread BSPT
3175 04 10	4	R1/8
3175 04 13	4	R1/4
3175 06 10	6	R1/8
3175 06 13	6	R1/4
3175 08 10	8	R1/8
3175 08 13	8	R1/4
3175 08 17	8	R3/8
3175 10 17	10	R3/8
3175 10 21	10	R1/2
3175 12 13	12	R1/4
3175 12 17	12	R3/8
3175 12 21	12	R1/2
3175 14 17	14	R3/8

3193 - Male Stud Run Tee - BSPP and M5 thread



Part number	Tube Outside Diameter mm	Thread
3193 04 19	4	M5x0.8
3193 04 10	4	G1/8
3193 06 19	6	M5x0.8
3193 06 10	6	G1/8
3193 06 13	6	G1/4
3193 08 10	8	G1/8
3193 08 13	8	G1/4
3193 08 17	8	G3/8
3193 10 13	10	G1/4
3193 10 17	10	G3/8
3193 10 21	10	G1/2
3193 12 13	12	G1/4
3193 12 17	12	G3/8
3193 12 21	12	G1/2
3193 14 17	14	G3/8
3193 14 21	14	G1/2

3198 - Male Stud Branch Tee - BSPP and M5 thread



Part number	Tube Outside Diameter mm	Thread
3198 04 19	4	M5x0.8
3198 04 10	4	G1/8
3198 06 19	6	M5x0.8
3198 06 10	6	G1/8
3198 06 13	6	G1/4
3198 08 10	8	G1/8
3198 08 13	8	G1/4
3198 08 17	8	G3/8
3198 10 13	10	G1/4
3198 10 17	10	G3/8
3198 10 21	10	G1/2
3198 12 13	12	G1/4
3198 12 17	12	G3/8
3198 12 21	12	G1/2
3198 14 17	14	G3/8
3198 14 21	14	G1/2

3103 - Stud Run Tee, BSPT Thread



Part number	Tube Outside Diameter mm	Thread
3103 04 10	4	R1/8
3103 04 13	4	R1/4
3103 06 10	6	R1/8
3103 06 13	6	R1/4
3103 08 10	8	R1/8
3103 08 13	8	R1/4
3103 08 17	8	R3/8
3103 10 13	10	R1/4
3103 10 17	10	R3/8
3103 10 21	10	R1/2
3103 12 13	12	R1/4
3103 12 17	12	R3/8
3103 12 21	12	R1/2
3103 14 17	14	R3/8
3103 14 21	14	R1/2
3103 16 17	16	R3/8
3103 16 21	16	R1/2

3108 - Stud Branch Tee, Male BSPT Thread



Part number	Tube Outside Diameter mm	Thread
3108 04 10	4	R1/8
3108 04 13	4	R1/4
3108 06 10	6	R1/8
3108 06 13	6	R1/4
3108 08 10	8	R1/8
3108 08 13	8	R1/4
3108 08 17	8	R3/8
3108 10 13	10	R1/4
3108 10 17	10	R3/8
3108 10 21	10	R1/2
3108 12 13	12	R1/4
3108 12 17	12	R3/8
3108 12 21	12	R1/2
3108 14 17	14	R3/8
3108 14 21	14	R1/2
3108 16 17	16	R3/8
3108 16 21	16	R1/2

3199 - Male Stud Elbow - BSPP and metric thread



Part number	Tube Outside Diameter mm	Thread
3199 04 19	4	M5x0.8
3199 04 10	4	G1/8
3199 04 13	4	G1/4
3199 06 19	6	M5x0.8
3199 06 10	6	G1/8
3199 06 13	6	G1/4
3199 06 17	6	G3/8
3199 08 10	8	G1/8
3199 08 13	8	G1/4
3199 08 17	8	G3/8
3199 10 13	10	G1/4
3199 10 17	10	G3/8
3199 10 21	10	G1/2
3199 12 17	12	G3/8
3199 12 21	12	G1/2
3199 14 17	14	G3/8
3199 14 21	14	G1/2

3130 - Tamper-Evident Safety Clip - BSPP and metric thread



Part number	Tube Outside Diameter mm
3130 06 03	6
3130 08 03	8
3130 10 01	10
3130 10 02	10
3130 10 03	10
3130 10 04	10
3130 10 05	10
3130 10 10	10
3130 12 01	12
3130 12 02	12
3130 12 03	12
3130 12 04	12
3130 12 05	12
3130 12 10	12
3130 14 01	14
3130 14 02	14
3130 14 03	14
3130 14 04	14
3130 14 05	14
3130 14 10	14

3321 - Multi-Connector Female Screw Body



Part number	Tube Outside Diameter mm	Thread
3321 04 00 02	4	M38x1,5
3321 04 00 04	4	M46x1,5
3321 04 00 07	4	M46x1,5
3321 04 00 12	4	M65x1,5
3321 06 00 02	6	M38x1,5
3321 06 00 04	6	M46x1,5
3321 06 00 07	6	M46x1,5
3321 08 00 02	8	M38x1,5

3320 - Multi-Connector Male Screw Body



Part number	Tube Outside Diameter mm	Thread
3320 04 00 02	4	M38x1,5
3320 04 00 04	4	M46x1,5
3320 04 00 07	4	M46x1,5
3320 04 00 12	4	M65x1,5
3320 06 00 02	6	M38x1,5
3320 06 00 04	6	M46x1,5
3320 06 00 07	6	M46x1,5
3320 08 00 02	8	M38x1,5

3329 - Multi-Connector Screw Cap



Part number	Tube Outside Diameter mm	Thread
3329 00 01	32	M32x1,5
3329 00 02	32	M40x1,5
3329 00 03	32	M58x1,5

Description:	<ul style="list-style-type: none"> The all-metal LF 3600 (except sealing components) is compatible with many liquids and gases of normal aggressiveness and is ideal for environments that require mechanical strength.
Material:	<ul style="list-style-type: none"> High phosphorus nickel-plated brass that is conform to FDA standards.
Recommended fluids:	<ul style="list-style-type: none"> Compressed air.*
Operating pressure:	<ul style="list-style-type: none"> 30 bar maximum (limited to 20 bar for compact swivel elbow 3699 and 3609).
Operating temperature:	<ul style="list-style-type: none"> From -20°C to +150°C.
Applications:	<ul style="list-style-type: none"> This improved range of LF 3600 instant fittings has been optimised for a greater number of industrial, chemical, pharmaceutical and food applications. Suitable for many specialised applications: automotive process, food process, printing machine and medical machine applications.

*LF 3600 fittings can also be used for conveying various types of fluids that are compatible with the materials of the fitting. Permanent contact with food is not recommended.

Advantages:	<ul style="list-style-type: none"> Excellent resistance to abrasion and corrosion, instant connection and disconnection, wide range, full flow, compactness.
Benefits:	<ul style="list-style-type: none"> Improved performance, time-saving and simplicity of installation, immediate sealing, multiple configurations.

3601 - Male Stud - BSP parallel and metric



Part number	Tube Outside Diameter mm	Thread
3601 04 19	4	M5x0.8
3601 04 10	4	G1/8
3601 04 13	4	G1/4
3601 06 19	6	M5x0.8
3601 06 10	6	G1/4
3601 06 13	6	G1/4
3601 08 10	8	G1/8
3601 08 13	8	G1/4
3601 08 17	8	G3/8
3601 10 13	10	G1/4
3601 10 17	10	G3/8
3601 10 21	10	G1/2
3601 12 13	12	G1/4
3601 12 17	12	G3/8
3601 12 21	12	G1/2
3601 14 17	14	G3/8
3601 14 21	14	G1/2

3602 - Equal Elbow



Part number	Tube Outside Diameter mm
3602 04 00	4
3602 06 00	6
3602 08 00	8
3602 10 00	10
3602 12 00	12
3602 14 00	14

3604 - Equal Tee

2



Part number	Tube Outside Diameter mm
3604 04 00	4
3604 06 00	6
3604 08 00	8
3604 10 00	10
3604 12 00	12
3604 14 00	14

3606 - Equal Tube to Tube Connector



Part number	Tube Outside Diameter mm
3606 04 00	4
3606 06 00	6
3606 08 00	8
3606 10 00	10
3606 12 00	12
3606 14 00	14

3616 - Equal Bulkhead Connector



Part number	Tube Outside Diameter mm
3616 04 00	4
3616 06 00	6
3616 08 00	8

3666 - Plug-In Reducer



Part number	Tube Outside Diameter mm	Plug mm
3666 04 06	4	6
3666 04 08	4	8
3666 06 08	6	8
3666 06 10	6	10
3666 08 10	8	10

3698 - Male Stud Branch Tee - BSP parallel and metric



Part number	Tube Outside Diameter mm	Thread
3698 04 19	4	M5x0.8
3698 04 10	4	G1/8
3698 06 10	6	G1/8
3698 06 13	6	G1/4
3698 08 10	8	G1/8
3698 08 13	8	G1/4

3699 - Male Stud Elbow - BSP parallel and metric



Part number	Tube Outside Diameter mm	Thread
3699 04 19	4	M5x0.8
3699 04 10	4	G1/8
3699 04 13	4	G1/4
3699 06 10	6	G1/8
3699 06 13	6	G1/4
3699 08 10	8	G1/8
3699 08 13	8	G1/4
3699 08 17	8	G3/8
3699 10 13	10	G1/4
3699 10 17	10	G3/8
3699 12 13	12	G1/4
3699 12 17	12	G3/8
3699 12 21	12	G1/2
3699 14 17	14	G3/8
3699 14 21	14	G1/2

3629 - Extended Stud Elbow, Male BSPT Thread



Part number	Tube Outside Diameter mm	Thread
3629 04 10	4	R1/8
3629 06 10	6	R1/8
3629 06 13	6	R1/4
3629 08 10	8	R1/8
3629 08 13	8	R1/4
3629 10 13	10	R1/4

- Description:**
 - For full compatibility with many fluids and severe conditions(+150°C), Parker has developed a patented cartridge. Using our metal TL cartridge allows for optimisation of installation configurations and the possibility of removal.
- Material:**
 - Brass, Technical Polymer, Stainless Steel, NBR
- Operating pressure:**
 - 0.01 to 16 bar
- Operating temperature:**
 - 25°C to +80°C
- Applications:**
 - With the possibility to have several tubing diameters in the same cavity, as well as a visible retention and sealing system, the TL cartridge is perfectly suitable for a wide range of applications: Robotics, Automotive Process, Pneumatic, Semi-conductors, Refrigeration, Packaging and Vacuum.

- Advantages:**
 - Possibility to have several tubing diameters in the same cavity.
 - Possibility of removal and re-use.
- Benefits:**
 - Time saving
 - Stock optimisation

FTL - Prestolok TL - Threadless fitting



Part number	Tube Outside Diameter mm
FTL4	4
FTL6	6
FTL8-4	4
FTL8-6	6
FTL8	8

TLT - Disconnecting tool Prestolok TL



Part number
TLT

Description:	<ul style="list-style-type: none"> Metrulok® is a one-piece, ready-to-use, bite-type fitting with back compression. The ferrule is held captive in the nut. The fitting is designed to permit tube entry and fitting make-up without removal of the nut and ferrule, avoiding assembly of the fitting components prior to use.
Material:	<ul style="list-style-type: none"> Brass.
Operating pressure:	<ul style="list-style-type: none"> Copper tubing up to 180 bar (2611 psi), plastic tubing up to 39 bar (566 psi).
Operating temperature:	<ul style="list-style-type: none"> From -60°C to +190°C.
Applications:	<ul style="list-style-type: none"> With its ability to be used with many types of tubing and its variety of thread forms, Metrulok® is suitable for a wide range of fluid applications. It is particularly suitable for arduous environments, with its wide temperature range and excellent vibration characteristics.

Advantages:	<ul style="list-style-type: none"> Easy assembly.
Benefits:	<ul style="list-style-type: none"> Time saving Reduced inventory resulting in cost saving

F3BMB - Male connector - BSPT



Part number	Tube Outside Diameter mm	Thread BSPT
F3BMB4-1/8	4	1/8
F3BMB6-1/8	6	1/8
F3BMB6-1/4	6	1/4
F3BMB8-1/8	8	1/8
F3BMB8-1/4	8	1/4
F3BMB10-1/4	10	1/4
F3BMB10-3/8	10	3/8
F3BMB12-3/8	12	3/8
F3BMB12-1/2	12	1/2
F3BMB14-3/8	14	3/8
F3BMB14-1/2	14	1/2
F3BMB16-3/8	16	3/8
F3BMB16-1/2	16	1/2
F3BMB18-1/2	18	1/2
F3BMB20-3/4	20	3/4
F3BMB22-3/4	22	3/4

G4BMB - Female connector - BSPP



Part number	Tube Outside Diameter mm	Thread BSPP
G4BMB4-1/8	4	1/8
G4BMB6-1/8	6	1/8
G4BMB6-1/4	6	1/4
G4BMB8-1/8	8	1/8
G4BMB8-1/4	8	1/4
G4BMB10-1/4	10	1/4
G4BMB10-3/8	10	3/8
G4BMB12-3/8	12	3/8
G4BMB12-1/2	12	1/2
G4BMB14-3/8	14	3/8
G4BMB14-1/2	14	1/2
G4BMB16-1/2	16	1/2
G4BMB18-1/2	18	1/2

JBMB - Union tee



Part number	Tube Outside Diameter mm
JBMB4	4
JBMB6	6
JBMB8	8
JBMB10	10
JBMB12	12
JBMB14	14
JBMB16	16
JBMB18	18
JBMB20	20
JBMB22	22

R3BMB - Male run tee - BSPT



Part number	Tube Outside Diameter mm	Thread BSPT
R3BMB6-1/8	6	1/8
R3BMB6-1/4	6	1/4
R3BMB8-1/4	8	1/4
R3BMB10-1/4	10	1/4
R3BMB10-3/8	10	3/8
R3BMB12-3/8	12	3/8
R3BMB12-1/2	12	1/2
R3BMB16-1/2	16	1/2

S3BMB - Male branch tee - BSPT



Part number	Tube Outside Diameter mm	Thread BSPT
S3BMB6-1/8	6	1/8
S3BMB6-1/4	6	1/4
S3BMB8-1/8	8	1/8
S3BMB8-1/4	8	1/4
S3BMB10-1/4	10	1/4
S3BMB10-3/8	10	3/8
S3BMB12-3/8	12	3/8
S3BMB12-1/2	12	1/2
S3BMB14-3/8	14	3/8
S3BMB14-1/2	14	1/2
S3BMB16-1/2	16	1/2

HBMB - Equal union



Part number	Tube Outside Diameter mm
HBMB4	4
HBMB6	6
HBMB8	8
HBMB10	10
HBMB12	12
HBMB14	14
HBMB16	16
HBMB18	18
HBMB20	20
HBMB22	22

C3BMB - 90° male elbow - BSPT



Part number	Tube Outside Diameter mm	Thread BSPT
C3BMB4-1/8	4	1/8
C3BMB6-1/8	6	1/8
C3BMB6-1/4	6	1/4
C3BMB8-1/8	8	1/8
C3BMB8-1/4	8	1/4
C3BMB10-1/4	10	1/4
C3BMB10-3/8	10	3/8
C3BMB12-3/8	12	3/8
C3BMB12-1/2	12	1/2
C3BMB14-3/8	14	3/8
C3BMB14-1/2	14	1/2
C3BMB16-1/2	16	1/2
C3BMB18-1/2	18	1/2
C3BMB22-3/4	22	3/4

EBMB - 90° union elbow



Part number	Tube Outside Diameter mm
EBMB4	4
EBMB6	6
EBMB8	8
EBMB10	10
EBMB12	12
EBMB14	14
EBMB16	16
EBMB18	18
EBMB20	20
EBMB22	22

- Description: • A wide range of nickel-plated brass adaptors designed with the main aim of reducing space and weight.
- Material: • Nickel-plated brass
- Operating pressure: • Up to 60 bar
- Operating temperature: • From -10°C to +80°C, unless notified.
- Applications: • Low pressure applications in robotics and packaging.
- Advantages: • High corrosion resistance.
- Benefits: • Longer service life.

0900 - Equal and Unequal Adaptor, Male BSPT Thread



Part number	Thread 1	Thread 2
	BSPT	
0900 00 10	R1/8	R1/8
0900 00 13	R1/4	R1/4
0900 00 17	R3/8	R3/8
0900 00 21	R1/2	R1/2
0900 00 27	R3/4	R3/4
0900 00 34	R1	R1
0900 10 13	R1/8	R1/4
0900 10 17	R1/8	R3/8
0900 13 17	R1/4	R3/8
0900 13 21	R1/4	R1/2
0900 17 21	R3/8	R1/2
0900 21 27	R1/2	R3/4
0900 27 34	R3/4	R1

0933 - Increaser, Male BSPT/Female BSPP Thread



Part number	Thread	
	BSPP	BSPT
0933 00 10	G1/8	R1/8
0933 00 13	G1/4	R1/4
0933 00 17	G3/8	R3/8
0933 00 21	G1/2	R1/2
0933 10 13	G1/4	R1/8
0933 10 17	G3/8	R1/8
0933 13 17	G3/8	R1/4
0933 13 21	G1/2	R1/4
0933 17 21	G1/2	R3/8
0933 21 27	G3/4	R1/2

0902 - Equal and Unequal Adaptor, Female BSPP and Metric Thread



Part number	Thread 1	Thread 2
	BSPP	
0902 00 10	G1/8	G1/8
0902 00 13	G1/4	G1/4
0902 00 17	G3/8	G3/8
0902 00 19	M5x0,8	M5x0,8
0902 00 21	G1/2	G1/2
0902 00 27	G3/4	G3/4
0902 10 13	G1/8	G1/4
0902 10 17	G1/8	G3/8
0902 13 17	G1/4	G3/8
0902 13 21	G1/4	G1/2
0902 17 21	G3/8	G1/2
0902 19 10	M5x0,8	G1/8
0902 21 27	G1/2	G3/4

0913 - Equal Stud Elbow, Male BSPT/ Female BSPP Thread



Part number	Thread	
	BSPP	BSPT
0913 00 10	G1/8	R1/8
0913 00 13	G1/4	R1/4
0913 00 17	G3/8	R3/8
0913 00 21	G1/2	R1/2
0913 00 27	G3/4	R3/4
0913 00 34	G1	R1

0915 - Equal Tee, Female BSPP and Metric Thread



Part number	Thread 1	Thread 2
	BSPP	
0915 00 10	G1/8	G1/8
0915 00 13	G1/4	G1/4
0915 00 17	G3/8	G3/8
0915 00 19	M5x0,8	M5x0,8
0915 00 21	G1/2	G1/2
0915 00 27	G3/4	G3/4
0915 00 34	G1	G1

0909 - Equal Cross, Male BSPT/Female BSPP Thread



Part number	Thread	
	BSPP	BSPT
0909 00 10	G1/8	R1/8
0909 00 13	G1/4	R1/4
0909 00 17	G3/8	R3/8
0909 00 21	G1/2	R1/2

0910 - Equal Y, Female BSPP Thread



Part number	Thread 1	Thread 2
	BSPP	
0910 00 10	G1/8	G1/8
0910 00 13	G1/4	G1/4
0910 00 17	G3/8	G3/8
0910 00 21	G1/2	G1/2

0919 - Internal Hexagon Head Plug, Male BSPP and Metric Thread



Part number	Thread
0919 00 10	G1/8
0919 00 13	G1/4
0919 00 17	G3/8
0919 00 19	M5x0,8
0919 00 21	G1/2
0919 00 27	G3/4
0919 00 34	G1

0935 - Hose barb Adaptor, Female BSPP Thread



Part number	Thread
	BSPP
0935 06 10	G1/8
0935 07 10	G1/8
0935 07 13	G1/4
0935 08 13	G1/4
0935 09 13	G1/4
0935 09 17	G3/8
0935 10 17	G3/8
0935 12 17	G3/8
0935 12 21	G1/2

0920 - Bulkhead Connector, Female BSPP and Metric Thread



Part number	Thread	Thread
	Metric	
0920 00 10	M16x1,5	G1/8
0920 00 13	M20x1,5	G1/4
0920 00 17	M26x1,5	G3/8
0920 00 19	M10x1	M5x0,8
0920 00 21	M28x1,5	G1/2

0904 - Reducer, Male BSPT/Female BSPP Thread



Part number	Thread	
	BSPP	BSPT
0904 10 13	G1/8	R1/4
0904 10 17	G1/8	R3/8
0904 10 21	G1/8	R1/2
0904 13 17	G1/4	R3/8
0904 13 21	G1/4	R1/2
0904 17 21	G3/8	R1/2
0904 17 27	G3/8	R3/4
0904 21 27	G1/2	R3/4
0904 21 34	G1/2	R1
0904 27 34	G3/4	R1

0905 - Reducer, Male BSPP/Female BSPP and Metric Thread



Part number	Thread	Thread
	BSPP	
0905 10 13	G1/4	G1/8
0905 10 17	G3/8	G1/8
0905 13 17	G3/8	G1/4
0905 13 21	G1/2	G1/4
0905 17 21	G1/2	G3/8
0905 17 27	G3/4	G3/8
0905 19 10	G1/8	M5x0,8
0905 21 27	G3/4	G1/2

0914 - Equal Stud Elbow, Male BSPT Thread



Part number	Thread 1	Thread 2
	BSPT	
0914 00 10	R1/8	R1/8
0914 00 13	R1/4	R1/4
0914 00 17	R3/8	R3/8
0914 00 21	R1/2	R1/2
0914 00 27	R3/4	R3/4
0914 00 34	R1	R1

0912 - Equal Stud Elbow, Female BSPP and Metric Thread



Part number	Thread
0912 00 10	G1/8
0912 00 13	G1/4
0912 00 17	G3/8
0912 00 19	M5x0,8
0912 00 21	G1/2
0912 00 27	G3/4
0912 00 34	G1

0927 - Equal Tee, Male BSPT Thread



Part number	Thread 1	Thread 2
	BSPT	
0927 00 10	R1/8	R1/8
0927 00 13	R1/4	R1/4
0927 00 17	R3/8	R3/8
0927 00 21	R1/2	R1/2
0927 00 27	R3/4	R3/4
0927 00 34	R1	R1

0916 - Equal Stud Branch Tee, Male BSPT/Female BSPP Thread



Part number	Thread	
	BSPP	BSPT
0916 00 10	G1/8	R1/8
0916 00 13	G1/4	R1/4
0916 00 17	G3/8	R3/8
0916 00 21	G1/2	R1/2
0916 00 27	G3/4	R3/4
0916 00 34	G1	R1

0908 - Equal Cross, Female BSPP Thread



Part number	Thread 1	Thread 2
	BSPP	
0908 00 10	G1/8	G1/8
0908 00 13	G1/4	G1/4
0908 00 17	G3/8	G3/8
0908 00 21	G1/2	G1/2

0936 - Internal Hexagon Head Plug, Male BSPT Thread



Part number	Thread
	BSPT
0936 00 10	R1/8
0936 00 13	R1/4
0936 00 17	R3/8
0936 00 21	R1/2

0934 - Hose barb Adaptor, Male BSPT Thread



Part number	Thread BSPT
0934 06 10	R1/8
0934 06 13	R1/4
0934 07 10	R1/8
0934 07 13	R1/4
0934 08 10	R1/8
0934 08 13	R1/4
0934 09 10	R1/8
0934 09 13	R1/4
0934 09 17	R3/8
0934 09 21	R1/2
0934 10 10	R1/8
0934 10 13	R1/4
0934 10 17	R3/8
0934 10 21	R1/2
0934 12 13	R1/4
0934 12 17	R3/8
0934 12 21	R1/2
0934 14 17	R3/8
0934 14 21	R1/2
0934 16 17	R3/8
0934 16 21	R1/2
0934 16 27	R3/4
0934 17 17	R3/8
0934 17 21	R1/2
0934 18 17	R3/8
0934 18 21	R1/2
0934 18 27	R3/4
0934 20 17	R3/8
0934 20 21	R1/2

0929 - Equal 3-Piece Adaptor, Male BSPT Thread



Part number	Thread BSPT
0929 01 10	R1/8
0929 01 13	R1/4
0929 01 17	R3/8
0929 01 21	R1/2
0929 01 27	R3/4
0929 01 34	R1

- Construction: • Polymer or brass body - nickel-plated brass sub-base, locknut and adjustment screw - stainless steel gripping ring.
- Recommended fluids: • Compressed air. For the use of other fluids, please consult us.
- Operating pressure: • From 1 to 10 bar.
- Operating temperature: • From 0°C to +70°C.
- Applications: • Flow control regulators are used on pneumatic devices in many industrial applications: factory automation, packaging, multi-purpose robots, material handling, textile, printing, auto process, machine tools.
- Advantages: • Perfectly controlled sealing both internally and externally, instant connection and disconnection, full flow in return direction.
- Benefits: • Stability
• Progressiveness and accuracy of flow
• Quick assembly
• Easy adjustment.

7010 - Banjo with Recessed Adjustment Screw - BSP parallel and M5



Part number	Tube Outside Diameter mm	Thread
7010 04 19	4	M5x0.8
7010 04 10	4	G1/8
7010 06 19	6	M5x0.8
7010 06 10	6	G1/8
7010 06 13	6	G1/4
7010 08 10	8	G1/8
7010 08 13	8	G1/4
7010 08 17	8	G3/8
7010 10 13	10	G1/4
7010 10 17	10	G3/8
7010 10 21	10	G1/2
7010 12 17	12	G3/8
7010 12 21	12	G1/2

7060 - "Compact" Banjo with External Screw - BSP parallel



Part number	Tube Outside Diameter mm	Thread BSPP
7060 06 10	6	G1/8
7060 06 13	6	G1/4
7060 08 10	8	G1/8
7060 08 13	8	G1/4
7060 08 17	8	G3/8
7060 10 13	10	G1/4
7060 10 17	10	G3/8
7060 12 17	12	G3/8
7060 12 21	12	G1/2

7770 - "In-Line" with LF 3000® Push-In Connections



Part number	Tube Outside Diameter mm
7770 04 00	4
7770 06 00	6
7770 08 00	8
7770 10 00	10
7770 12 00	12

7130 - Metal Version with Push-In Connection and Recessed Adjustment Screw



Part number	Tube Outside Diameter mm	Thread
7130 04 19	4	M5x0.8
7130 04 10	4	G1/8
7130 06 19	6	M5x0.8
7130 06 10	6	G1/8
7130 06 13	6	G1/4
7130 08 10	8	G1/8
7130 08 13	8	G1/4
7130 08 17	8	G3/8
7130 10 13	10	G1/4
7130 10 17	10	G3/8
7130 10 21	10	G1/2
7130 12 17	12	G3/8
7130 12 21	12	G1/2

- Recommended fluids: • Compressed air. For the use of other fluids, please consult us.
- Operating pressure: • From 1 to 10 bar.
- Operating temperature: • From 0°C to +70°C.
- Applications: • Flow control regulators are used on pneumatic devices in many industrial applications: factory automation, packaging, multi-purpose robots, material handling, textile, printing, auto process, machine tools.

- Advantages: • Perfectly controlled sealing both internally and externally, instant connection and disconnection, full flow in return direction.
- Benefits: • Stability
• Progressiveness and accuracy of flow
• Quick assembly
• Easy adjustment.

7140 - Flown Regulator, Exhaust, Male/Female BSPP and Metric Thread



Part number	Thread
7140 19 19	M5x0.8
7140 10 10	G1/8
7140 13 13	G1/4
7140 17 17	G3/8
7140 21 21	G1/2

7660 - Miniature Flow Regulator Exhaust, Male BSPP and Metric Thread



Part number	Tube Outside Diameter mm	Thread
7660 03 09	3	M3x0.5
7660 03 19	3	M5x0.8
7660 04 09	4	M3x0.5
7660 04 19	4	M5x0.8
7660 04 10	4	G1/8
7660 06 19	6	M5x0.8
7660 06 10	6	G1/8
7660 06 13	6	G1/4
7660 08 10	8	G1/8
7660 08 13	8	G1/4
7660 08 17	8	G3/8

7170 - In-Line Type, Mountable Panel, Aluminium Body



Part number	Thread
7170 19 19	M5x0.8
7170 10 10	G1/8
7170 13 13	G1/4
7170 17 17	G3/8
7170 21 21	G1/2

Description:	<ul style="list-style-type: none">• Silencers are designed for installation on exhaust circuits to reduce the noise levels of equipment while operating, thus improving user comfort.
Recommended fluids:	<ul style="list-style-type: none">• Compressed air. For the use of other fluids, please consult us.
Operating pressure:	<ul style="list-style-type: none">• From 1 to 12 bar.
Operating temperature:	<ul style="list-style-type: none">• From -20°C to +150°C.
Applications:	<ul style="list-style-type: none">• Flow control regulators are used on pneumatic devices in many industrial applications: factory automation, packaging, multi-purpose robots, material handling, textile, printing, auto process, machine tools.

Advantages:

- Perfectly controlled sealing both internally and externally, instant connection and disconnection, full flow in return direction.

Benefits:

- Stability
- Progressiveness and accuracy of flow
- Quick assembly
- Easy adjustment.

0672 - Flow Control Silencer, Male BSPP Thread



Part number	Thread
0672 00 10	G1/8
0672 00 13	G1/4
0672 00 17	G3/8
0672 00 21	G1/2

- Description:**
- A full range of tubing compatible with different ranges of Legris fittings suitable in compressed air applications for fluid transportation.
- Construction:**
- Polyurethane and polyamide.
 - The values shown are based on design factor 3:1.
- Applications:**
- The extensive compatibility of the fittings and tubing is ideally suited to many industrial fluids and food applications for the polyurethane polyether tubing.
- Advantages:**
- Tubing designs conform to international standards. In order to offer global solutions for connection, we provide users with a comprehensive range suitable for most applications in order to meet the majority of users' needs.
- Benefits:**
- Excellent flexibility, optimal performance, easy unreeling and efficient storage thanks to the tube pack.

Polyester Polyurethane Tubing - 25 m rolls



Part number	Inside Diameter mm	Outside Diameter mm	Operating Pressure bar	Min. bend radius mm
1025U04 04	2.5	4	10	10
1025U04 01	2.5	4	10	10
1025U06 04	4	6	10	15
1025U06 01	4	6	10	15
1025U08 04	5.5	8	10	20
1025U08 01	5.5	8	10	20
1025U10 04	7	10	10	25
1025U10 01	7	10	10	25
1025U12 04	8	12	10	35
1025U12 01	8	12	10	35
1025U14 04 95	9.5	14	10	45
1025U14 01 95	9.5	14	10	45

Polyamide Tubing - 25 m rolls



Part number	Inside Diameter mm	Outside Diameter mm	Operating Pressure bar	Colour	Min. bend radius mm
1025P04 04	2	4	12	Blue	25
1025P04 01	2	4	12	Black	25
1025P04 00	2	4	12	Clear	25
1025P06 04	4	6	12	Blue	35
1025P06 01	4	6	12	Black	35
1025P06 00	4	6	12	Clear	35
1025P08 04	6	8	12	Blue	55
1025P08 01	6	8	12	Black	55
1025P08 00	6	8	12	Clear	55
1025P10 04	8	10	12	Blue	90
1025P10 01	8	10	12	Black	90
1025P10 00	8	10	12	Clear	90
1025P12 04	10	12	12	Blue	90
1025P12 01	10	12	12	Black	90
1025P12 00	10	12	12	Clear	90
1025P14 04	12	14	12	Blue	100
1025P14 01	12	14	12	Black	100
1025P14 00	12	14	12	Clear	100

Polyether Polyurethane Crystal Tubing - 25 m rolls



Part number	Inside Diameter mm	Outside D iameter mm	Operating Pressure bar	Colour	Min. bend radius mm
1025U04R08	2.5	4	10	Crystal Clear	10
1025U04R14	2.5	4	10	Crystal Blue	10
1025U06R08	4	6	10	Crystal Clear	20
1025U06R14	4	6	10	Crystal Blue	20
1025U08R08	5.5	8	10	Crystal Clear	25
1025U08R14	5.5	8	10	Crystal Blue	25
1025U10R08	7	10	10	Crystal Clear	35
1025U10R14	7	10	10	Crystal Blue	35
1025U12R08	8	12	10	Crystal Clear	40
1025U12R14	8	12	10	Crystal Blue	40
1025U14R08 95	9.5	14	10	Crystal Clear	50
1025U14R04 95	9.5	14	10	Opaque Blue	50

Polyethylene Tubing - 100 m rolls



Part number	Inside Diameter mm	Outside Diameter mm	Operating Pressure bar	Min. bend radius mm
1100Y04 00	2	4	12	25
1100Y06 00	4	6	12	35
1100Y08 00	6	8	12	55
1100Y10 00	8	10	12	80
1100Y12 00	9	12	12	65
1100Y14 00	11	14	12	80

Braided PVC hose - 25 m rolls



Part number	Inside Diameter mm	Outside Diameter mm	Operating Pressure bar	Min. bend radius mm
1025V11 00 06	6	11	15	12
1025V14 00 08	8	14	15	16

Polyester Polyurethane Recoil Tubing



Part number	Inside Diameter mm	Outside Diameter mm	Thread BSPT	Operating Pressure bar
1470U08 04 13	5	8	R1/4	9
1471U08 04 13	5	8	R1/4	9
1472U08 04 13	5	8	R1/4	9

Description:

- Legris polyurethane tubing features excellent flexibility and kink resistance.
- In combination with the wide range of Parker fittings, it provides the optimum solution for pressurised air applications.

Operating pressure:

- The values shown are based on a safety factor of 3:1. Polyurethane tubing is not approved for food applications fittings.

1420U - Twin Polyurethane (PU) Tubing

2

PNEUMATICS



Part number	Inside Diameter mm	Box size m
1420U04 11	4	25
1420U06 11	6	25
1420U08 11	8	25
1420U04 44	4	25
1420U06 44	6	25
1420U08 44	8	25
1420U04 41	4	25
1420U06 41	6	25
1420U08 41	8	25

Construction:	<ul style="list-style-type: none"> Reinforced polymer body and sleeve. Nickel-plated brass sub-base. Stainless steel spring and balls. Nitrile O-Ring. Steel probe. Adaptor in nickel-plated brass and reinforced polymer.
Recommended fluids:	<ul style="list-style-type: none"> Compressed air.
Operating pressure:	<ul style="list-style-type: none"> From 0 to 16 bar. Maximum pressure of a circuit depends on the nature and thickness of the tube.
Operating temperature:	<ul style="list-style-type: none"> From -20°C to +60°C. The temperature of a circuit also depends on the nature and type of the tubing.
Flow rate:	<ul style="list-style-type: none"> Up to 1250 NI/min.
Applications:	<ul style="list-style-type: none"> Industrial, Industrial Automation.

Advantages:	<ul style="list-style-type: none"> Complies with ISO 4414 and EN983 safety standards and has a very short vent-time.
Benefits:	<ul style="list-style-type: none"> 100% safety. Superior technical performance. Immediate identification.

9401U - Series ISO B6 - Male Body - BSP parallel



Part number	Thread
9401U06 21	G1/2

9405U - Series ISO B6 - Male Body - BSP taper



Part number	Thread
9405U06 13	R1/4

9414U - Series ISO B6 - Female Body - BSP parallel



Part number	Thread
9414U06 13	G1/4

2

PNEUMATICS

9087U - Series ISO B6 - Male Thread - BSP parallel



Part number	Thread
9087U06 13	G1/4

Construction:	<ul style="list-style-type: none"> • Reinforced polymer body and sleeve. • Nickel-plated brass sub-base. • Stainless steel spring and balls. • Nitrile O-Ring. • Steel probe. • Adaptor in nickel-plated brass and reinforced polymer.
Recommended fluids:	<ul style="list-style-type: none"> • Compressed air.
Operating pressure:	<ul style="list-style-type: none"> • From 0 to 16 bar. Maximum pressure of a circuit depends on the nature and thickness of the tube.
Operating temperature:	<ul style="list-style-type: none"> • From -20°C to +60°C. The temperature of a circuit also depends on the nature and type of the tubing.
Flow rate:	<ul style="list-style-type: none"> • Up to 2400 NI/min.
Applications:	<ul style="list-style-type: none"> • Industrial, Industrial Automation.

Advantages:	<ul style="list-style-type: none"> • Complies with ISO 4414 and EN983 safety standards and has a very short vent-time.
Benefits:	<ul style="list-style-type: none"> • 100% safety. • Superior technical performance. • Immediate identification.

9401U - Series ISO B8 - Male Body - BSP parallel



Part number	Thread
9401U08 21	G1/2

9405U - Series ISO B8 - Male Body - BSP taper



Part number	Thread
9405U08 13	R1/4

9414U - Series ISO B8 - Female Body - BSP parallel



Part number	Thread
9414U08 13	G1/4

2

9087U - Series ISO B8 - Male Thread - BSP parallel



Part number	Thread
9087U08 13	G1/4

PNEUMATICS

- Description:**
- English profile industrial coupling.
 - Specially suited to compressed air applications.
 - Steel/brass design developed for industry. Schrader (DN 5.0) Interchange.
- Material:**
- Steel.
- Operating pressure:**
- 35 bar, maximum static operating pressure with safety factor of 4 to 1.
- Operating temperature:**
- From -20°C to +100°C.
- Applications:**
- Compressed air technology, medical technology and breathing air.

- Advantages:**
- Single handed operation.
 - Small dimensions, light weight.
 - UltraFlo technology with high flow valve.

- Benefits:**
- High flow miniature coupling.

17KA Series - Schrader Interchange Coupling



Part number	Connection	Thread BSPT	Hose barb size mm	Body size inch	Operating Pressure	
					bar	psi
Coupler						
17KAAK13SPN	Male	1/4		1/8	35	500
17KAAK17SPN	Male	3/8		1/8	35	500
17KAAK21SPN	Female	1/2		1/8	35	500
17KAIW13SPN	Female	1/4		1/8	35	500
17KAIW17SPN	Female	3/8		1/8	35	500
17KAIW21SPN	Hose barb	1/2		1/8	35	500
17KATF08SPN	Hose barb		8	1/8	35	500
17KATF10SPN	Hose barb		10			
Nipple						
17SFAK10SXN	Male	1/8		1/8	35	500
17SFAK13SXN	Male	1/4		1/8	35	500
17SFIW10SXN	Female	1/8		1/8	35	500
17SFIW13SXN	Female	1/4		1/8	35	500
17SFTF08SXN	Hose barb		8	1/8	35	500
17SFTF10SXN	Hose barb		10	1/8	35	500

- Description:**
- Mini industrial coupling - the world's most commonly used profile.
 - One-handed operation.
 - Above average flow performance for liquid and gaseous media.
- Material:**
- Brass.
- Operating pressure:**
- 35 bar, maximum static operating pressure with safety factor of 4 to 1.
- Operating temperature:**
- From -20°C to +100°C.
- Applications:**
- Compressed air technology, medical technology and breathing air.
- Advantages:**
- High flow rate, usable for liquids as well.
 - One-handed operation.
- Benefits:**
- Small dimensions, space saving, most used mini coupling.

21KA Series - Mini Industrial Coupling



Part number	Connection	Thread BSPP	Hose barb size mm	Body size inch	Operating Pressure	
					bar	psi
Coupler						
21KAAW10MPX	Male	1/8		1/8	35	500
21KAAW13MPX	Male	1/4		1/8	35	500
21KAIW10MPX	Female	1/8		1/8	35	500
21KAIW13MPX	Female	1/4		1/8	35	500
21KATF06MPX	Hose barb		6	1/8	35	500
21KATF08MPX	Hose barb		8	1/8	35	500
21KATP06MPX	PushLok		6	1/8	35	500
Nipple						
21SFAW10MXX	Male	1/8		1/8	35	500
21SFAW13MXX	Male	1/4		1/8	35	500
21SFIW10MXX	Female	1/8		1/8	35	500
21SFIW13MXX	Female	1/4		1/8	35	500
21SFK006MXX	Plastic hose connection		6	1/8	35	500
21SFK008MXX	Plastic hose connection		8	1/8	35	500
21SFTF06MXX	Hose barb		6	1/8	35	500
21SFTF08MXX	Hose barb		8	1/8	35	500
21SFTP06MXX	PushLok		6	1/8	35	500

- Description:**
- Robust brass coupling.
 - One-handed operation.
 - Plug design optimised through greater insert depth.
- Material:**
- Brass.
- Operating pressure:**
- 35 bar, maximum static operating pressure with safety factor of 4 to 1.
- Operating temperature:**
- From -20°C to +100°C.
- Applications:**
- Compressed air technology and water connections.
- Advantages:**
- Interchangeable with ARO 210.
 - Robust design.
 - Plug design optimised through greater insert depth.
- Benefits:**
- Standardised profile.

14KA Series - Robust Brass Coupling



Part number	Connection	Thread		Hose barb size mm	Body size inch	Operating Pressure	
		BSPB	BSPT			bar	psi
Coupler							
14KAAW13MPX	Male	1/4			1/4	35	500
14KAAW17MPX	Male	3/8			1/4	35	500
14KAAW21MPX	Male	1/2			1/4	35	500
14KAIW13MPX	Female	1/4			1/4	35	500
14KAIW17MPX	Female	3/8			1/4	35	500
14KAIW21MPX	Female	1/2			1/4	35	500
14KATF08MPX	Hose barb			8	1/4	35	500
14KATF10MPX	Hose barb			10	1/4	35	500
Nipple							
22SFAK13SXN	Male		1/4		1/4	35	500
22SFAK17SXN	Male		3/8		1/4	35	500
22SFAK21SXN	Male		1/2		1/4	35	500
22SFIW13SXN	Female	1/4			1/4	35	500
22SFIW17SXN	Female	3/8			1/4	35	500
22SFTF06SXN	Hose barb			6	1/4	35	500
22SFTF08SXN	Hose barb			8	1/4	35	500
22SFTF10SXN	Hose barb			10	1/4	35	500

- Description:**
- ISO 6150 C industrial coupling with UltraFlo technology.
 - Robust design. The steel sleeve counters oscillating forces.
 - System has limited use for liquids (steel sleeve/zinc die cast valve).
- Material:**
- Brass, nickel-plated.
- Operating pressure:**
- 35 bar, maximum static operating pressure with safety factor of 4 to 1.
- Operating temperature:**
- From -20°C to +100°C.
- Applications:**
- Compressed air technology and water connections.
- Advantages:**
- Single handed operation.
 - Plug design optimised through greater insert depth.
 - Innovative valve technology with high flow valve.
- Benefits:**
- Standardised profile ISO 6150 C.

18KA Series - ISO 6150C Coupling



Part number	Connection	Thread		Hose barb size mm	Body size inch	Operating Pressure	
		BSPB	BSPT			bar	psi
Coupler							
18KAAK13MPN	Male		1/4		1/4	35	500
18KAAK17MPN	Male		3/8		1/4	35	500
18KAIW13MPN	Male	1/4			1/4	35	500
18KAIW17MPN	Female	3/8			1/4	35	500
18KAIW21MPN	Female	1/2			1/4	35	500
18KATF08MPN	Hose barb			8	1/4	35	500
18KATF10MPN	Hose barb			10	1/4	35	500
Nipple							
18SFAK13SXN	Male		1/4		1/4	35	500
18SFAK17SXN	Male		3/8		1/4	35	500
18SFIW13SXN	Female	1/4			1/4	35	500
18SFIW17SXN	Female	3/8			1/4	35	500
18SFTF06SXN	Hose barb			6	1/4	35	500
18SFTF08SXN	Hose barb			8	1/4	35	500
18SFTF10SXN	Hose barb			10	1/4	35	500

Description:	<ul style="list-style-type: none"> English industrial profile with UltraFlo technology. Compact dimensions. Robust coupling for compressed air applications. The steel sleeve counters oscillating forces. The steel sleeve counters oscillating forces.
Material:	<ul style="list-style-type: none"> Brass, nickel-plated.
Operating pressure:	<ul style="list-style-type: none"> 35 bar, maximum static operating pressure with safety factor of 4 to 1.
Operating temperature:	<ul style="list-style-type: none"> From -20°C to +100°C.
Applications:	<ul style="list-style-type: none"> Compressed air technology and water connections.
Advantages:	<ul style="list-style-type: none"> Single handed operation. Plug design optimised through greater insert depth. UltraFlo technology with high flow valve.
Benefits:	<ul style="list-style-type: none"> PLC 60 Interchangeable.

19KA Series - PCL 60 Interchange Coupling



Part number	Connection	Thread		Hose barb size mm	Body size inch	Operating Pressure	
		BSPB	BSPT			bar	psi
Coupler							
19KAAK13MPN	Male		1/4		1/4	35	500
19KAAK17MPN	Male		3/8		1/4	35	500
19KAAK21MPN	Male		1/2		1/4	35	500
19KAIW13MPN	Female	1/4			1/4	35	500
19KAIW17MPN	Female	3/8			1/4	35	500
19KAIW21MPN	Female	1/2			1/4	35	500
19KATF08MPN	Hose barb			8	1/4	35	500
19KATF10MPN	Hose barb			10	1/4	35	500
Nipple							
19SFAK13SXN	Male		1/4		1/4	35	500
19SFAK17SXN	Male		3/8		1/4	35	500
19SFIW13SXN	Female	1/4			1/4	35	500
19SFIW17SXN	Female	3/8			1/4	35	500
19SFTF06SXN	Hose barb			6	1/4	35	500
19SFTF08SXN	Hose barb			8	1/4	35	500
19SFTF10SXN	Hose barb			10	1/4	35	500

Description:	<ul style="list-style-type: none"> Conforming to ISO 6150B and US Mil. Spec 4109. One-handed operation. High grade valve technology with optimum flow performance and minimum coupling forces. Extremely robust 2-component thermoplastic sleeve.
Material:	<ul style="list-style-type: none"> Brass.
Operating pressure:	<ul style="list-style-type: none"> 35 bar, maximum static operating pressure with safety factor of 4 to 1.
Operating temperature:	<ul style="list-style-type: none"> From -20°C to +80°C.
Applications:	<ul style="list-style-type: none"> Suitable for compressed air applications with above-average air consumption.
Advantages:	<ul style="list-style-type: none"> High flow valve version, high flow performance, two-component sleeve made of TPE with ergonomic sleeve for better grip and high resilience characteristic. Easy connection.
Benefits:	<ul style="list-style-type: none"> Energy savings due to minimised pressure drop.

1423KA Series - Premium Industrial Coupling



Part number	Connection	Thread		Hose barb size mm	Body size inch	Operating Pressure	
		BSPB	BSPT			bar	psi
Coupler							
1423KAAK13SPN	Male		1/4		1/4	35	500
1423KAAK17SPN	Male		3/8		1/4	35	500
1423KAAK21SPN	Male		1/2		1/4	35	500
1423KAIW13SPN	Female	1/4			1/4	35	500
1423KAIW17SPN	Female	3/8			1/4	35	500
1423KAIW21SPN	Female	1/2			1/4	35	500
1423KATF06SPN	Hose barb			6	1/4	35	500
1423KATF09SPN	Hose barb			9	1/4	35	500
1423KATF10SPN	Hose barb			13	1/4	35	500
Nipple							
23SFAK10SXN	Male		1/8		1/4	35	500
23SFAK13SXN	Male		1/4		1/4	35	500
23SFAK17SXN	Male		3/8		1/4	35	500
23SFIW13SXN	Female	1/4			1/4	35	500
23SFIW17SXN	Female	3/8			1/4	35	500
23SFTF06SXN	Hose barb			6	1/4	35	500
23SFTF08SXN	Hose barb			8	1/4	35	500
23SFTF10SXN	Hose barb			10	1/4	35	500
23SFTP06MXX	PushLok			6	1/4	35	500
23SFTP10MXX	PushLok			10	1/4	35	500

Description:	<ul style="list-style-type: none"> Industrial brass coupling conforming to ISO 6150B and US Mil. Spec 4109. One-handed operation. Hardened steel plug counteracts vibrations and effects of external forces. Extremely robust 2-component thermoplastic sleeve.
Material:	<ul style="list-style-type: none"> Brass.
Operating pressure:	<ul style="list-style-type: none"> 35 bar, maximum static operating pressure with safety factor of 4 to 1.
Operating temperature:	<ul style="list-style-type: none"> From -20°C to +100°C.
Applications:	<ul style="list-style-type: none"> Air tools, automotive or compressed air applications.
Advantages:	<ul style="list-style-type: none"> Interchangeable ISO6150B. Single handed operation. Robust design.
Benefits:	<ul style="list-style-type: none"> Standardised profile.

24KA Series - Industrial Brass Coupling



Part number	Connection	Thread		Hose barb size mm	Body size inch	Operating Pressure	
		BSPB	BSPT			bar	psi
Coupler							
24KAAW13MPX	Male	1/4	3/8		1/4	35	500
24KAAW17MPX	Male	3/8	1/2		1/4	35	500
24KAAW21MPX	Male	1/2			1/4	35	500
24KAIW13MPX	Female	1/4			1/4	35	500
24KAIW17MPX	Female	3/8			1/4	35	500
24KAIW21MPX	Female	1/2			1/4	35	500
24KATF08MPX	Hose barb			8	1/4	35	500
24KATF10MPX	Hose barb			10	1/4	35	500
24KATP06MPX	PushLok			6	1/4	35	500
24KATP10MPX	PushLok			10	1/4	35	500
Nipple							
23SFAK13SXN	Male		1/4		1/4	35	500
23SFAK17SXN	Male		3/8		1/4	35	500
23SFIW13SXN	Female	1/4			1/4	35	500
23SFIW17SXN	Female	3/8			1/4	35	500
23SFTF06SXN	Hose barb			6	1/4	35	500
23SFTF08SXN	Hose barb			8	1/4	35	500
23SFTF10SXN	Hose barb			10	1/4	35	500
23SFTP06MXX	PushLok			6	1/4	35	500
23SFTP10MXX	PushLok			10	1/4	35	500

- Description:**
- European standard industrial profile.
 - One-handed operation.
 - Small weight and size.
- Material:**
- Brass.
- Operating pressure:**
- 35 bar, maximum static operating pressure with safety factor of 4 to 1.
- Operating temperature:**
- From -20°C to +100°C.
- Applications:**
- Air tools, production and assembly lines or mechanical equipment.
- Advantages:**
- European standard.
 - Single handed operation.
- Benefits:**
- Standardised profile.

26KA Series - European Standard Industrial Profile



Part number	Connection	Thread BSPP	Hose barb size mm	Body size inch	Operating Pressure	
					bar	psi
Coupler						
26KAAW13MPX	Male	1/4		1/4	35	500
26KAAW17MPX	Male	3/8		1/4	35	500
26KAAW21MPX	Male	1/2		1/4	35	500
26KAIW13MPX	Female	1/4		1/4	35	500
26KAIW17MPX	Female	3/8		1/4	35	500
26KAIW21MPX	Female	1/2		1/4	35	500
26KATF06MPX	Hose barb		6	1/4	35	500
26KATF08MPX	Hose barb		8	1/4	35	500
26KATF09MPX	Hose barb		9	1/4	35	500
26KATF13MPX	Hose barb		13	1/4	35	500
26KATP10MPX	PushLok		10	1/4	35	500
26KATP13MPX	PushLok		13	1/4	35	500
Nipple						
26SFAW13MXX	Male	1/4		1/4	35	500
26SFAW17MXX	Male	3/8		1/4	35	500
26SFAW21MXX	Male	1/2		1/4	35	500
26SFIW13MXX	Female	1/4		1/4	35	500
26SFIW17MXX	Female	3/8		1/4	35	500
26SFIW21MXX	Female	1/2		1/4	35	500
26SFTF06MXX	Hose barb		6	1/4	35	500
26SFTF08MXX	Hose barb		8	1/4	35	500
26SFTF09MXX	Hose barb		9	1/4	35	500
26SFTF13MXX	Hose barb		13	1/4	35	500
26SFTP06MXX	PushLok		6	1/4	35	500
26SFTP10MXX	PushLok		10	1/4	35	500

- Description:**
- European standard profile.
 - One-handed operation.
 - High grade valve technology with optimum flow performance and minimum coupling forces.
 - Extremely robust 2-component thermoplastic sleeve.
- Material:**
- Brass.
- Operating pressure:**
- 35 bar, maximum static operating pressure with safety factor of 4 to 1.
- Operating temperature:**
- From -20°C to +80°C.
- Applications:**
- Suitable for compressed air applications with above-average air consumption.
- Advantages:**
- High flow valve version, high flow performance, two-component sleeve made of TPE with knobs for better grip and high resilience characteristic.
 - Easy connection.
- Benefits:**
- Energy savings due to minimised pressure drop.

1625KA Series - Premium Industrial Coupling



Part number	Connection	Thread		Hose barb size mm	Body size inch	Operating Pressure	
		BSPP	BSPT			bar	psi
Coupler							
1625KAAK13SPN	Male		1/4		1/4	35	500
1625KAAK17SPN	Male		3/8		1/4	35	500
1625KAAK21SPN	Male		1/2		1/4	35	500
1625KAIW13SPN	Female	1/4			1/4	35	500
1625KAIW17SPN	Female	3/8			1/4	35	500
1625KAIW21SPN	Female	1/2			1/4	35	500
1625KATF09SPN	Hose barb			9	1/4	35	500
1625KATF10SPN	Hose barb			10	1/4	35	500
1625KATF13SPN	Hose barb			13	1/4	35	500
1625KATP10SPN	PushLok			10	1/4	35	500
1625KATP13SPN	PushLok			13	1/4	35	500
Nipple							
25SFAK13SXZ	Male		1/4		1/4	35	500
25SFAK17SXZ	Male		3/8		1/4	35	500
25SFAK21SXZ	Male		1/2		1/4	35	500
25SFIW13SXZ	Female	1/4			1/4	35	500
25SFIW17SXZ	Female	3/8			1/4	35	500
25SFIW21SXZ	Female	1/2			1/4	35	500
25SFTF06SXZ	Hose barb			6	1/4	35	500
25SFTF08SXZ	Hose barb			8	1/4	35	500
25SFTF09SXZ	Hose barb			9	1/4	35	500
25SFTF10SXZ	Hose barb			10	1/4	35	500
25SFTF13SXZ	Hose barb			13	1/4	35	500
25SFTP10SXZ	PushLok			10	1/4	35	500
25SFTP13SXZ	PushLok			13	1/4	35	500

- Description:**
- 3/8" steel coupling system.
 - Conforming to US Mil. Spec 4109.
 - Robust design, steel valve body.
- Material:**
- Steel.
- Operating pressure:**
- 35 bar, maximum static operating pressure with safety factor of 4 to 1.
- Operating temperature:**
- From -20°C to +100°C.
- Applications:**
- Air tools, automotive, mechanical engineering, compressed air.
- Advantages:**
- Optimum plug design due to greater insert depth.
 - Robust coupler.
- Benefits:**
- Standardised profile according US Mil. Spec 4109.

30KA Series - 3/8" US Mil. Spec 4109 Coupling



Part number	Connection	Thread BSPP	Hose barb size mm	Body size inch	Operating Pressure	
					bar	psi
Coupler						
30KAAW13SPX	Male	1/4		3/8	35	500
30KAAW17SPX	Male	3/8		3/8	35	500
30KAAW21SPX	Male	1/2		3/8	35	500
30KAIW13SPX	Female	1/4		3/8	35	500
30KAIW17SPX	Female	3/8		3/8	35	500
30KAIW21SPX	Female	1/2		3/8	35	500
30KATF10SPX	Hose barb		10	3/8	35	500
30KATF13SPX	Hose barb		13	3/8	35	500
30KATP10SPX	PushLok		10	3/8	35	500
30KATP13SPX	PushLok		13	3/8	35	500
Nipple						
30SFAW13SXN	Male	1/4		3/8	35	500
30SFAW17SXN	Male	3/8		3/8	35	500
30SFAW21SXN	Male	1/2		3/8	35	500
30SFIW13SXN	Female	1/4		3/8	35	500
30SFIW17SXN	Female	3/8		3/8	35	500
30SFIW21SXN	Female	1/2		3/8	35	500
30SFTP06MXX	PushLok		6	1/4	35	500
30SFTP10MXX	PushLok		10	3/8	35	500

Description:	<ul style="list-style-type: none"> Premium industrial coupling in nominal diameter 10 with high grade valve technology and unprecedented flow values and minimum coupling forces. Especially suited to compressed air applications with above average air consumption.
Material:	<ul style="list-style-type: none"> Brass.
Operating pressure:	<ul style="list-style-type: none"> 35 bar, maximum static operating pressure with safety factor of 4 to 1.
Operating temperature:	<ul style="list-style-type: none"> From -20°C to +100°C.
Applications:	<ul style="list-style-type: none"> Suitable for compressed air applications with above-average air consumption.
Advantages:	<ul style="list-style-type: none"> Single handed operation. High flow valve. Minimum coupling forces.
Benefits:	<ul style="list-style-type: none"> High flow rate (3.580 l/m) - minimum pressure drop.

1700KA Series - Premium European Highflow Coupling



Part number	Connection	Thread		Hose barb size mm	Body size inch	Operating Pressure	
		BSPB	BSPT			bar	psi
Coupler							
1700KAAK17SPN	Male		3/8		1/2	35	500
1700KAAK21SPN	Male		1/2		1/2	35	500
1700KAAK26SPN	Male		3/4		1/2	35	500
1700KAIW17SPN	Female	3/8			1/2	35	500
1700KAIW21SPN	Female	1/2			1/2	35	500
1700KAIW26SPN	Female	3/4			1/2	35	500
1700KATF10SPN	Hose barb			10	1/2	35	500
1700KATF13SPN	Hose barb			13	1/2	35	500
1700KATF16SPN	Hose barb			16	1/2	35	500
Nipple							
27SFAK13SXN	Male		1/4		1/2	35	500
27SFAK17SXN	Male		3/8		1/2	35	500
27SFAK21SXN	Male		1/2		1/2	35	500
27SFAK26SXN	Male		3/4		1/2	35	500
27SFIW13SXN	Female	1/4			1/2	35	500
27SFIW17SXN	Female	3/8			1/2	35	500
27SFIW21SXN	Female	1/2			1/2	35	500
27SFTF08SXN	Hose barb			8	1/2	35	500
27SFTF10SXN	Hose barb			10	1/2	35	500
27SFTF13SXN	Hose barb			13	1/2	35	500
27SFTP10MXX	PushLok			10	1/2	35	500
27SFTP13MXX	PushLok			13	1/2	35	500

- Description:**
- 1/2" Coupling-system according to US-MIL-Spec. C-4109 made of brass.
 - Plug design optimised through greater insert depth.
- Material:**
- Brass.
- Operating pressure:**
- 35 bar, maximum static operating pressure with safety factor of 4 to 1.
- Operating temperature:**
- From -20°C to +100°C.
- Applications:**
- Suitable for compressed air applications with above-average air consumption.
- Advantages:**
- Single handed operation.
 - Tough construction.
- Benefits:**
- US MIL-NORM C-4109.

37KA Series - 1/2" US-Mil-Spec Coupling



Part number	Connection	Thread		Hose barb size mm	Body size inch	Operating Pressure	
		BSPB	BSPT			bar	psi
Coupler							
37KAAW21MPX	Male		1/2		1/2	35	500
37KAAW26MPX	Male		3/8		1/2	35	500
37KAIW21MPX	Female		1/2		1/2	35	500
37KAIW26MPX	Female		3/8		1/2	35	500
Nipple							
37SFAK21SXN	Male		1/2		1/2	35	500
37SFAK26SXN	Male		3/4		1/2	35	500
37SFIW21SXN	Female		1/2		1/2	35	500
37SFIW26SXN	Female		3/4		1/2	35	500
37SFTF13SXN	Hose barb			13	1/2	35	500
37SFTF16SXN	Hose barb			16	1/2	35	500
37SFTF19SXN	Hose barb			19	1/2	35	500

Description:	<ul style="list-style-type: none"> • ISO 4414. • Improved industrial safety through single operated venting technology with a two step locking system.
Material:	<ul style="list-style-type: none"> • Brass, nickel-plated with thermoplastic sleeve.
Operating pressure:	<ul style="list-style-type: none"> • 12 bar, maximum static operating pressure with safety factor of 4 to 1.
Operating temperature:	<ul style="list-style-type: none"> • From -20°C to +60°C.
Applications:	<ul style="list-style-type: none"> • For compressed air applications, industrial equipment or assembly lines.
Advantages:	<ul style="list-style-type: none"> • Disconnection without pressure in one-handed operation, applies to ISO 4414 safety standard.
Benefits:	<ul style="list-style-type: none"> • Minimise risk of injuries during operation, due to self-venting process.

14KE Series - Self-Venting Couplings



Part number	Connection	Thread		Hose barb size mm	Body size inch	Operating Pressure	
		BSPB	BSPT			bar	psi
Coupler							
14KEAK13MPN	Male		1/4		1/4	12	170
14KEAK17MPN	Male		3/8		1/4	12	170
14KEAK21MPN	Male		1/2		1/4	12	170
14KEIW13MPN	Female		1/4		1/4	12	170
14KEIW17MPN	Female		3/8		1/4	12	170
14KEIW21MPN	Female		1/2		1/4	12	170
14KETF08MPN	Hose barb			8	1/4	12	170
14KETF10MPN	Hose barb			10	1/4	12	170
Nipple							
22SFAK13SXN	Male		1/4		1/4	35	170
22SFAK17SXN	Male		3/8		1/4	35	170
22SFAK21SXN	Male		1/2		1/4	35	170
22SFIW13SXN	Female	1/4			1/4	35	170
22SFIW17SXN	Female	3/8			1/4	35	170
22SFTF06SXN	Hose barb			6	1/4	35	170
22SFTF08SXN	Hose barb			8	1/4	35	170
22SFTF10SXN	Hose barb			10	1/4	35	170

Description:	<ul style="list-style-type: none"> • European standard profile. • ISO 4414. • Improved industrial safety through single operated venting technology with a two step locking system.
Material:	<ul style="list-style-type: none"> • Brass, nickel-plated with thermoplastic sleeve.
Operating pressure:	<ul style="list-style-type: none"> • 12 bar, maximum static operating pressure with safety factor of 4 to 1.
Operating temperature:	<ul style="list-style-type: none"> • From -20°C to +60°C.
Applications:	<ul style="list-style-type: none"> • For compressed air applications, industrial equipment or assembly lines.
Advantages:	<ul style="list-style-type: none"> • Disconnection without pressure in one-handed operation, applies to ISO 4414 safety standard.
Benefits:	<ul style="list-style-type: none"> • Minimises risk of injuries during operation, due to self venting process.

24KE Series - Self-Venting Couplings



Part number	Connection	Thread		Hose barb size mm	Body size inch	Operating Pressure	
		BSPB	BSPT			bar	psi
Coupler							
24KEAK13MPN	Male		1/4		1/4	12	170
24KEAK17MPN	Male		3/8		1/4	12	170
24KEAK21MPN	Male		1/2		1/4	12	170
24KEIW13MPN	Female	1/4			1/4	12	170
24KEIW17MPN	Female	3/8			1/4	12	170
24KEIW21MPN	Female	1/2			1/4	12	170
24KETF08MPN	Hose barb			8	1/4	12	170
24KETF10MPN	Hose barb			10	1/4	12	170
Nipple							
23SFAK13SXN	Male		1/4		1/4	12	170
23SFAK17SXN	Male		3/8		1/4	12	170
23SFIW13SXN	Female	1/4			1/4	12	170
23SFIW17SXN	Female	3/8			1/4	12	170
23SFTF06SXN	Hose barb			6	1/4	12	170
23SFTF08SXN	Hose barb			8	1/4	12	170
23SFTF10SXN	Hose barb			10	1/4	12	170

Description:	<ul style="list-style-type: none"> European standard profile. ISO 4414. Improved industrial safety through single operated venting technology with a two step locking system.
Material:	<ul style="list-style-type: none"> Brass, nickel-plated with thermoplastic sleeve.
Operating pressure:	<ul style="list-style-type: none"> 12 bar, maximum static operating pressure with safety factor of 4 to 1.
Operating temperature:	<ul style="list-style-type: none"> From -20°C to +60°C.
Applications:	<ul style="list-style-type: none"> For compressed air applications, industrial equipment or assembly lines.
Advantages:	<ul style="list-style-type: none"> Disconnection without pressure in one-handed operation, applies to ISO 4414 safety standard.
Benefits:	<ul style="list-style-type: none"> Minimise risk of injuries during operation, due to self-venting process.

26KE Series - Self-Venting Couplings



Part number	Connection	Thread		Hose barb size mm	Body size inch	Operating Pressure	
		BSPP	BSPT			bar	psi
Coupler							
26KEAW13MPN	Male	1/4			1/4	12	170
26KEAW17MPN	Male	3/8			1/4	12	170
26KEAW21MPN	Male	1/2			1/4	12	170
26KEIW13MPN	Female	1/4			1/4	12	170
26KEIW17MPN	Female	3/8			1/4	12	170
26KEIW21MPN	Female	1/2			1/4	12	170
26KETF09MPN	Hose barb			9	1/4	12	170
26KETF13MPN	Hose barb			13	1/4	12	170
Nipple							
25SFAK13SXZ	Male		1/4		1/4	12	170
25SFAK17SXZ	Male		3/8		1/4	12	170
25SFAK21SXZ	Male		1/2		1/4	12	170
25SFIW13SXZ	Female	1/4			1/4	12	170
25SFIW17SXZ	Female	3/8			1/4	12	170
25SFIW21SXZ	Female	1/2			1/4	12	170
25SFTF06SXZ	Hose barb			6	1/4	12	170
25SFTF08SXZ	Hose barb			8	1/4	12	170
25SFTF09SXZ	Hose barb			9	1/4	12	170
25SFTF10SXZ	Hose barb			10	1/4	12	170
25SFTF13SXZ	Hose barb			13	1/4	12	170

Description:	<ul style="list-style-type: none"> • ISO 4414, DIN EN 983 • Improved industrial safety through single operated venting technology with a two step locking system.
Material:	<ul style="list-style-type: none"> • Brass, nickel-plated.
Operating pressure:	<ul style="list-style-type: none"> • 12 bar, maximum static operating pressure with safety factor of 4 to 1.
Operating temperature:	<ul style="list-style-type: none"> • From -20°C to +60°C.
Applications:	<ul style="list-style-type: none"> • For compressed air applications, industrial equipment or assembly lines.
Advantages:	<ul style="list-style-type: none"> • Disconnection without pressure in one-handed operation, applies to ISO 4414 safety standard.
Benefits:	<ul style="list-style-type: none"> • Minimise risk of injuries during operation, due to self-venting process. • High flow performance.

1600KE Series - Self-Venting Couplings



Part number	Connection	Thread		Hose barb size mm	Body size inch	Operating Pressure	
		BSPB	BSPT			bar	psi
Coupler							
1600KEAK13SPN	Male		1/4		1/4	12	170
1600KEAK17SPN	Male		3/8		1/4	12	170
1600KEAK21SPN	Male		1/2		1/4	12	170
1600KEIW13SPN	Female	1/4			1/4	12	170
1600KEIW17SPN	Female	3/8			1/4	12	170
1600KEIW21SPN	Female	1/2			1/4	12	170
1600KETF06SPN	Hose barb			6	1/4	12	170
1600KETF09SPN	Hose barb			9	1/4	12	170
1600KETF10SPN	Hose barb			10	1/4	12	170
1600KETF13SPN	Hose barb			13	1/4	12	170
Nipple							
25SFAK13SXZ	Male		1/4		1/4	12	170
25SFAK17SXZ	Male		3/8		1/4	12	170
25SFAK21SXZ	Male		1/2		1/4	12	170
25SFIW13SXZ	Female	1/4			1/4	12	170
25SFIW17SXZ	Female	3/8			1/4	12	170
25SFIW21SXZ	Female	1/2			1/4	12	170
25SFTF06SXZ	Hose barb			6	1/4	12	170
25SFTF08SXZ	Hose barb			8	1/4	12	170
25SFTF09SXZ	Hose barb			9	1/4	12	170
25SFTF10SXZ	Hose barb			10	1/4	12	170
25SFTF13SXZ	Hose barb			13	1/4	12	170

Description:	<ul style="list-style-type: none"> ISO 4414, DIN EN 983 Improved industrial safety through single operated venting technology with a two step locking system. Premium self-venting system with 4.074 l/min flow rate.
Material:	<ul style="list-style-type: none"> Brass, nickel-plated.
Operating pressure:	<ul style="list-style-type: none"> 12 bar, maximum static operating pressure with safety factor of 4 to 1.
Operating temperature:	<ul style="list-style-type: none"> From -20°C to +60°C.
Applications:	<ul style="list-style-type: none"> For compressed air applications, industrial equipment or assembly lines.
Advantages:	<ul style="list-style-type: none"> Disconnection without pressure in one-handed operation, applies to ISO 4414 safety standard.
Benefits:	<ul style="list-style-type: none"> Minimise risk of injuries during operation, due to self-venting process. High flow performance.

1700KE Series - Self-Venting Couplings



Part number	Connection	Thread		Hose barb size mm	Body size inch	Operating Pressure	
		BSPB	BSPT			bar	psi
Coupler							
1700KEAW17SPN	Male	3/8			1/2	12	170
1700KEAW21SPN	Male	1/2			1/2	12	170
1700KEAW26MPN	Male	3/4			1/2	12	170
1700KEIW17SPN	Female	3/8			1/2	12	170
1700KEIW21SPN	Female	1/2			1/2	12	170
1700KEIW26MPN	Female	3/4			1/2	12	170
Nipple							
27SFAK13SXN	Male		1/4		1/2	12	170
27SFAK17SXN	Male		3/8		1/2	12	170
27SFAK21SXN	Male		1/2		1/2	12	170
27SFAK26SXN	Male		3/4		1/2	12	170
27SFIW13SXN	Female	1/4			1/2	12	170
27SFIW17SXN	Female	3/8			1/2	12	170
27SFIW21SXN	Female	1/2			1/2	12	170
27SFTF08SXN	Hose barb			8	1/2	12	170
27SFTF10SXN	Hose barb			10	1/2	12	170
27SFTF13SXN	Hose barb			13	1/2	12	170

- Description:
 - The cylinders are particularly suitable for lighter duties.
- Operating pressure:
 - Max 10 bar (145 psi).
- Operating temperature:
 - Standard.
- Options:
 - High temperature.
 - Low temperature.
- Applications:
 - Packaging, food and textile industries.
- Advantages:
 - Sealed for life and pre lubricated with food grade grease.
- Benefits:
 - Non-lube operation.

P1A - Double acting with buffer cushioning



Part number	Stroke	Bore	Rod end
P1A-S010DS-0010	10	10	M4
P1A-S010DS-0025	25	10	M4
P1A-S010DS-0050	50	10	M4
P1A-S012DS-0010	10	12	M6
P1A-S012DS-0025	25	12	M6
P1A-S012DS-0050	50	12	M6
P1A-S016DS-0010	10	16	M6
P1A-S016DS-0025	25	16	M6
P1A-S016DS-0050	50	16	M6
P1A-S020DS-0010	10	20	M8
P1A-S020DS-0025	25	20	M8
P1A-S020DS-0050	50	20	M8
P1A-S025DS-0010	10	25	M10x1.25
P1A-S025DS-0025	25	25	M10x1.25
P1A-S025DS-0050	50	25	M10x1.25

P1A - Single acting non adjustable cushioning with spring return



Part number	Stroke	Bore	Rod end
P1A-S010SS-0010	10	10	M4
P1A-S010SS-0025	25	10	M4
P1A-S012SS-0010	10	12	M6
P1A-S012SS-0025	25	12	M6
P1A-S016SS-0010	10	16	M6
P1A-S016SS-0025	25	16	M6
P1A-S020SS-0010	10	20	M8
P1A-S020SS-0025	25	20	M8
P1A-S025SS-0010	10	25	M10x1.25
P1A-S025SS-0025	25	25	M10x1.25

P8S - Electronic Sensors - 10 - 30V AC/DC



Part number	Weight kg	Output / Function	Cable / connector
P8S-GPFLX	0.03	PNP type, normally open	3 m PVC-cable without connector

P8S - Reed Sensors - 10 - 30V AC/DC



Part number	Weight kg	Output / Function	Cable / connector
P8S-GSFLX	0.03	Normally open	3 m PVC-cable without connector

- Description:
- The cylinders are double-acting, with a new design of air cushioning.
 - The light, stiff body extrusion has sensor grooves for simple and protected sensor installation.
- Operating pressure:
- Max 10 bar (145 psi).
- Operating temperature:
- Standard: From -20°C to +80°C.
 - High temperature: From -10°C to +150°C.
 - Low temperature: From -40°C to +40°C.
- Advantages:
- High performance cylinder with corrosion resistant design.
- Benefits:
- Long service life.

P1D - Standard - Double acting



Part number	Thread BSPP	Stroke	Bore	Rod end
P1D-S032MS-0025	1/8	25	32	M10x1.25
P1D-S032MS-0050	1/8	50	32	M10x1.25
P1D-S032MS-0080	1/8	80	32	M10x1.25
P1D-S032MS-0100	1/8	100	32	M10x1.25
P1D-S040MS-0025	1/4	25	40	M12x1.25
P1D-S040MS-0050	1/4	50	40	M12x1.25
P1D-S040MS-0080	1/4	80	40	M12x1.25
P1D-S040MS-0100	1/4	100	40	M12x1.25
P1D-S050MS-0025	1/4	25	50	M16x1.5
P1D-S050MS-0050	1/4	50	50	M16x1.5
P1D-S050MS-0080	1/4	80	50	M16x1.5
P1D-S050MS-0100	1/4	100	50	M16x1.5
P1D-S063MS-0025	3/8	25	63	M16x1.5
P1D-S063MS-0050	3/8	50	63	M16x1.5
P1D-S063MS-0080	3/8	80	63	M16x1.5
P1D-S063MS-0100	3/8	100	63	M16x1.5
P1D-S080MS-0025	3/8	25	80	M20x1.5
P1D-S080MS-0050	3/8	50	80	M20x1.5
P1D-S080MS-0080	3/8	80	80	M20x1.5
P1D-S080MS-0100	3/8	100	80	M20x1.5
P1D-S100MS-0025	1/2	25	100	M20x1.5
P1D-S100MS-0050	1/2	50	100	M20x1.5
P1D-S100MS-0080	1/2	80	100	M20x1.5
P1D-S100MS-0100	1/2	100	100	M20x1.5

P1D - Seal kits



Part number	Cylinder bore
Cylinder version standard	mm
P1D-S, P1D-T, P1D-C, P1D-F	
P1D-6KRN	32
P1D-6LRN	40
P1D-6MRN	50
P1D-6NRN	63
P1D-6PRN	80
P1D-6QRN	100
P1D-6RRN	125

- Description:
 - The cylinders are double-acting. The cylinder profile has grooves in which, depending on stroke length, one or more magnetic switches can be mounted for sensing the end positions or intermediate positions of the magnetic piston.
- Operating pressure:
 - Max 10 bar (145 psi).
- Operating temperature:
 - Standard: From -20°C to +80°C.
 - High temperature: From -10°C to +150°C.
 - Operation at temperatures below 0°C to be confirmed.

- Advantages:
 - High performance cylinder for contactless position sensing.
- Benefits:
 - Long service life.

NZ - Pneumatic Compact ISO Cylinders, Double Acting, Bore 12 - 50 mm



Part number	Thread BSPP Female	Stroke	Bore	Rod end
PA67920-0005	1/8	5	12	M10x1.25
PA67920-0010	1/8	10	12	M10x1.25
PA67920-0015	1/8	15	12	M10x1.25
PA67920-0020	1/8	20	12	M10x1.25
PA67920-0025	1/4	25	12	M12x1.25
PA67920-0030	1/4	30	12	M12x1.25
PA67920-0040	1/4	40	12	M12x1.25
PA67930-0005	-	5	16	-
PA67930-0010	-	10	16	-
PA67930-0015	-	15	16	-
PA67930-0020	-	20	16	-
PA67930-0025	-	25	16	-
PA67930-0030	-	30	16	-
PA67930-0040	-	40	16	-
PA67940-0005	-	5	20	-
PA67940-0010	-	10	20	-
PA67940-0015	-	15	20	-
PA67940-0020	-	20	20	-
PA67940-0025	-	25	20	-
PA67940-0030	-	30	20	-
PA67940-0040	-	40	20	-
PA67940-0050	-	50	20	-
PA67950-0005	-	5	25	-
PA67950-0010	-	10	25	-
PA67950-0015	-	15	25	-
PA67950-0020	-	20	25	-
PA67950-0025	-	25	25	-
PA67950-0030	-	30	25	-
PA67950-0040	-	40	25	-
PA67950-0050	-	50	25	-

Mountings for NZ Compact ISO Cylinder, Bore 12 - 25

Part number	Details	Bore
KL5510	Foot mounting	12-16
KL5511	Foot mounting	20
KL5512	Foot mounting	25
KL5513	Rear trunnion mounting	12-16
KL5514	Rear trunnion mounting	20
KL5515	Rear trunnion mounting	25
KL5516	Flange mounting	12-16
KL5517	Flange mounting	20
KL5518	Flange mounting	25
KL6020	Piston rod clevis	12-16
KY6132	Piston rod clevis	20
KY6145	Piston rod clevis	25
KL1026	Compensating coupling	12-16
KY1126	Compensating coupling	20
KY1127	Compensating coupling	25
KL6022	Piston rod eye	12-16
KY6144	Piston rod eye	20
KY6145	Piston rod eye	25

2

PNEUMATICS

P1A-RC - Rod clevis - ISO 8140



Part number	Rod end	Cylinder bore	
		mm	(Pin dia) mm
P1A-4CRC	M4	10	4
P1A-4DRC	M6	12, 16	6
P1A-4HRC	M8	20	8
P1A-4JRC	M10x1.25	25	10

P1A-RS - Swivel rod eye - ISO 8139



Part number	Rod end	Cylinder bore	
		mm	
P1A-4CRS	M4	10	
P1A-4DRS	M6	12, 16	
P1A-4HRS	M8	20	
P1A-4JRS	M10x1.25	25	

P1A-MB - 8 Flange



Part number	Cylinder bore	
	mm	
P1A-4CMB	10	
P1A-4DMB	12, 16	
P1A-4HMB	20, 25	

P1A-MF - MS3 Foot bracket



Part number	Cylinder bore mm
P1A-4CMF	10
P1A-4DMF	12, 16
P1A-4HMF	20, 25

2

P1A-MT - Clevis bracket



Part number	Cylinder bore mm
P1A-4CMT	10
P1A-4DMT	12, 16
P1A-4HMT	20, 25

P8S - Sensor mounting for P1A Mini ISO cylinders



Part number	Details	Weight kg
P8S-TMC01	Sensor mounting for cylinder P1A bore 10 - 25 mm	0.07

P1C-RC - Rod clevis - ISO 8140



Part number	Rod end	Cylinder bore mm
P1C-4KRC	M10x1.25	32
P1C-4LRC	M12x1.25	40
P1C-4MRC	M16x1.5	50
P1C-4MRC	M16x1.5	63
P1C-4PRC	M20x1.5	80
P1C-4PRC	M20x1.5	100

P1C-RS - Swivel rod eye - ISO 8139



Part number	Rod end	Cylinder bore mm
P1C-4KRS	M10x1.25	32
P1C-4LRS	M12x1.25	40
P1C-4MRS	M16x1.5	50
P1C-4MRS	M16x1.5	63
P1C-4PRS	M20x1.5	80
P1C-4PRS	M20x1.5	100

P1C-MB - MF1/MF2 Flange



Part number	Cylinder bore mm
P1C-4KMB	32
P1C-4LMB	40
P1C-4MMB	50
P1C-4NMB	63
P1C-4PMB	80
P1C-4QMB	100

P1C-MF - MS1 Foot Bracket



Part number	Cylinder bore mm
P1C-4KMF	32
P1C-4LMF	40
P1C-4MMF	50
P1C-4NMF	63
P1C-4PMF	80
P1C-4QMF	100

Description:	• Hydraulic Industrial Shock Absorbers.
Adjustability:	• Adjustable / non adjustable.
Masses:	• Small / intermediate / large.
Basic Version:	• Integral stop collar, 1 mounting nut, soft pad.
Accessories:	• Universal flange.
Advantages:	• Increase operating speeds / loads, overall system performance and operating reliability.
Benefits:	• Reduce stress on equipment, production cost and noise level.

Shock Absorbers, non adjustable



Part number	Type	Stroke	Thread	Effective Mass		Max. Energy Absorption	
				me (kg)		Nm	
				min.	max.	per stroke W ₂	per hour W ₂
7717	SA10N	6.5	M10x1	0.7	2.2	2.8	22500
7718	SA10SN	6.5	M10x1	1.8	5.4	2.8	22500
7721	SA10S2N	6.5	M10x1	4.6	13.6	2.8	22500
7719	SA12N	10	M12x1	0.3	1.1	9.0	28200
7722	SA12SN	10	M12x1	0.9	4.8	9.0	28200
7723	SA12S2N	10	M12x1	2.7	36.2	9.0	28200
7920	SA14	12.5	M14x1.5*	0.9	10	17	34000
7927	SA14S	12.5	M14x1.5*	8.6	86	17	34000
7928	SA14S2	12.5	M14x1.5*	68	205	17	34000
7930	SA20	12.5	M20x1.5	2.3	25	25	45000
7937	SA20S	24.6	M20x1.5	2.3	16	50.8	68000
7938	SA20S2	12.5	M20x1.5	23	230	25	45000
7700	SA20x25	24.6	M20x1.5	9	59	50.8	68000
7701	SA20Sx25	12.5	M20x1.5	182	910	25	45000
7702	SA20S2x25	24.6	M20x1.5	36	227	50.8	68000
7834	SAI25	25.4	M25x1.5	9	136	68	68000
7835	SAI25S	25.4	M25x1.5	113	1130	68	68000
7836	SAI25S2	25.4	M25x1.5	400	2273	68	68000

*Option: M14x1

Shock Absorbers, adjustable

Part number	Type	Stroke	Thread	Effective Mass		Max. Energy Absorption	
				me (kg)		Nm	
				min.	max.	per stroke W ₃	per hour W ₄
7720	SA1/4x1/2N	12.7	M20x1.5	1.0	190	20	35000
7840	SA3/8x1D	25.4	M25x1.5*	4.5	546	70	68000

*Option: M27x3

Shock Absorber Accessories - Plastic Cover

Part number	Type	To be used with
7914	SP12	SA12
7924	SP14	SA14/S/S2
7934	SP20	SA20/S/S2
7934	SP20	SA1/4x1/2
7954	SP25	SA25/S/S2
7954	SP25	SA3/8x1D
7837	SPI25	SAI25
	integrated	SA10
	integrated	SA10S

Description:	<ul style="list-style-type: none"> Hydraulic Industrial Shock Absorbers.
Adjustability:	<ul style="list-style-type: none"> Adjustable / non adjustable.
Masses:	<ul style="list-style-type: none"> Small / intermediate / large.
Basic Version:	<ul style="list-style-type: none"> Integral stop collar, 1 mounting nut, soft pad.
Accessories:	<ul style="list-style-type: none"> Universal flange.
Advantages:	<ul style="list-style-type: none"> Increase operating speeds / loads, overall system performance and operating reliability.
Benefits:	<ul style="list-style-type: none"> Reduce stress on equipment, production cost and noise level.

Shock Absorber Accessories - Mounting Nut

Part number	Type	To be used with
7909	LN10	SA10
7909	LN10	SA10S
7919	LN12	SA12
7929	LN14	SA14/S/S2
7939	LN20	SA20/S/S2
7939	LN20	SA1/4x1/2
7959	LN25	SAI25/S/S2
7959	LN25	SA3/8x1D

- Description: • 2-way ball valves.
- Material: • Nickel-plated brass.
- Operating pressure: • Up to 30 bar (435 psi) depending on series.
- Operating temperature: • From -20°C to +120°C.
- Applications: • Designed for pneumatic systems and other low pressure applications.
- Advantages: • Reduced pressure drop.
- Benefits: • Cost saving.
• Operator safety.

BVG4 - BSPP female valve with lever handle



Part number	Thread BSPP
BVG4-1/4L	1/4
BVG4-3/8L	3/8
BVG4-1/2L	1/2
BVG4-3/4L	3/4
BVG4-1L	1
BVG4-1.1/4L	1 1/4
BVG4-1.1/2L	1 1/2
BVG4-2L	2

MBVG4 - BSPP female valve



Part number	Thread BSPP
MBVG4-1/4	1/4
MBVG4-3/8	3/8
MBVG4-1/2	1/2

BVG4P - BSPP female valve lockable lever



Part number	Thread BSPP
BVG4P-1/4LOCK	1/4
BVG4P-3/8LOCK	3/8
BVG4P-1/2LOCK	1/2
BVG4P-3/4LOCK	3/4
BVG4P-1LOCK	1

ULTIMATE PRECISION FOR A LONG LONG TIME



Parker Origa

Working outside in harsh conditions with a high level of accuracy, long service life and very low leakage... if this meets your needs, look no further!

Parker Origa pneumatic cylinders can run over 8,000 kms without maintenance, reducing your operating costs and improving the reliability of your equipment.

For more information or to locate your nearest ParkerStore, visit www.parkerstore.com.



- Construction: • Brass body, nickel-plated brass ball, brass stem, brass threaded insert, perbunan O-Ring stem seal, rilsan graphite ball seals, handle.
- Recommended fluids: • A large choice is possible.
- Operating pressure: • From 20 to 40 bar, depending on the model.
- Operating temperature: • From -20°C to +80°C.
- Applications: • Our industrial ball valves can be used in many applications: industrial, industrial automation, fluid and process control.
- Advantages: • Wide range (different types of technology and materials, various shapes and functions), compensating O-Rings, specific ball seal configuration.
- Benefits: • Many choices, optimum sealing, excellent resistance to scaling, smooth operation due to low friction coefficient of chemically nickel-plated brass, excellent resistance to pressure and temperature constraints.

4902 - Fluoropolymer Series - Double Female



Part number	Outside Diameter mm	Thread BSPP
4902 10 13	10	G1/4
4902 10 17	10	G3/8
4902 15 21	15	G1/2
4902 20 27	20	G3/4

0492 - Light Series Ball Valve - Double Female



Part number	Outside Diameter mm	Thread BSPP
0492 04 13	4	G1/4
0492 04 13 64*	4	G1/4
0492 07 17	7	G3/8
0492 10 21	10	G1/2

* Zamac short handle

0402 - Standard In-Line Ball Valve - Double Female



Part number	Outside Diameter mm	Thread BSPP
0402 07 13	7	G1/4
0402 10 17	10	G3/8
0402 13 21	13	G1/2

0439 - Lockable Ball Valve - Double Female



Part number	Outside Diameter mm	Thread BSPP
0439 07 13	7	G1/4
0439 10 17	10	G3/8
0439 13 21	13	G1/2

VB - Non Return Valve - Female



Part number	Type	Thread BSPP
VB12-Q-NQ-5	Aluminium	1/8
VB22-Q-NQ-5	Aluminium	1/4
VB42-Q-NQ-5	Aluminium	1/2

PWA-L - Non Return Valve - Push-in



Part number	Outside Diameter mm	Type
PWA-L1444	4	Plastic series
PWA-L1466	6	Plastic series
PWA-L1488	8	Plastic series

P6M-PA - Exhaust silencer - Plastic series



Part number	Type	Thread
P6M-PAC5	Plastic series	M5
P6M-PAB1	Plastic series	1/8
P6M-PAB2	Plastic series	1/4
P6M-PAB3	Plastic series	3/8
P6M-PAB4	Plastic series	1/2
P6M-PAB6	Plastic series	3/4
P6M-PAB8	Plastic series	1

Exhaust restrictor - Silencer



Part number	Type	Thread
43006	Sintered Metal	1/8
T53006	Sintered Metal	1/4
T63006A	Sintered Metal	3/8
B73006	Sintered Metal	1/2

* Sleeve type hand adjusted

Exhaust silencer - Sintered bronze



Part number	Type	Thread
9721900005	Sintered bronze	M5
9090050700	Sintered bronze	1/8
P6M-BAA2	Sintered bronze	1/4
9090050900	Sintered bronze	3/8
9090051000	Sintered bronze	1/2

Exhaust silencer - Push-in series



Part number	Type
PXC-X14	Silencer
PZC-S1006	Silencer
PZC-S1008	Silencer

2
PNEUMATICS

Shuttle valve



Part number	Thread
M33005	M5
B43005B	1/8
B53005A	1/4

P4Q - Quick-exhaust valve



Part number	Thread
P4Q-BA12	1/4
P4Q-BA13	3/8
P4Q-CA14	1/2
P4Q-CA16	3/4

VQB - Flow Control valve with bypass



Part number	Thread
VQB12-Q-O-5	1/8
VQB22-Q-O-5	1/4
VQB42-Q-O-5	1/2

- Construction:
 - Anodised aluminium body, aluminium spool with nitrile over-moulded rubber coating.
 - Recommended fluids:
 - Compressed air, dry air and inert gases.
 - Operating pressure:
 - Max. P2LAX = 16 bar, P2LBX = 16 bar, P2LCX = 12 bar, P2LDX = 12 bar.
 - Operating temperature:
 - Standard -10°C to +50°C.
 - Low temperature version -40°C to +60°C.
 - Mobile version -40°C to +60°C.
 - Port size:
 - P2LAX = G1/8, P2LBX = G1/4, P2LCX = G3/8, P2LDX = G1/2.
 - Applications:
 - Pneumatic systems and general industrial applications including mobile.
-
- Advantages:
 - Viking Xtreme® valves provide increased flow capacity over many competitors' products.
 - Over-moulded spool technology gives good performance at high flows with high pressure drops.
 - Valves have passed rigorous salt spray tests and vibration testing for mobile applications.
 - Solenoids to suit wide range of industrial and mobile applications having 15 mm and 22 mm solenoid options.
 - Spool design prevents cross over flow between ports during changeover.
 - Benefits:
 - Machine speeds can be increased. Valve sizes can be reduced.
 - Stable performance under extreme operating conditions.
 - Reliable performance even in extreme conditions.
 - Can be specified for wide range of applications in industrial or mobile applications.
 - No chance of valve stalling on high flow/pressure drop applications due to pilot air starvation.

Pneumatically actuated 5/2 and 5/3 valves Temperature -40°C to +60°C



Part number	Thread BSPP	Max. Operating Pressure bar	Actuator	Return
P2LAX511PP	1/8	16	Air-pilot	Air-pilot
P2LBX512PP	1/4	16	Air-pilot	Air-pilot
P2LCX513PP	3/8	12	Air-pilot	Air-pilot
P2LDX514PP	1/2	12	Air-pilot	Air-pilot
P2LAX511PS	1/8	16	Air-pilot	Spring
P2LBX512PS	1/4	16	Air-pilot	Spring
P2LCX513PS	3/8	12	Air-pilot	Spring
P2LDX514PS	1/2	12	Air-pilot	Spring
P2LAX611PP	1/8	16	-	-
P2LBX612PP	1/4	16	Air-pilot	Air-pilot
P2LCX613PP	3/8	12	Closed centre	Self centring
P2LDX614PP	1/2	12	-	-
P2LAX811PP	1/8	16	-	-
P2LBX812PP	1/4	16	Air-pilot	Air-pilot
P2LCX813PP	3/8	12	Vented centre	Self centring
P2LDX814PP	1/2	12	-	-
P2LAX711PP	1/8	16	-	-
P2LBX712PP	1/4	16	Air-pilot	Air-pilot
P2LCX713PP	3/8	12	Pressure centre	Self centring
P2LDX714PP	1/2	12	-	-

Electrically actuated 5/2 and 5/3 valves - 15mm Solenoid Temperature range -10°C to +50°C - Max. Operating pressure 10 bar



Part number	Thread BSP	Actuator	Return
Order code 15mm Solenoid 24V DC			
P2LAX511EENXB549	1/8	Solenoid	Solenoid
P2LBX512EENXB549	1/4	Solenoid	Solenoid
P2LCX513EENXB549	3/8	Solenoid	Solenoid
P2LDX514EENXB549	1/2	Solenoid	Solenoid
P2LAX511ESNXB549	1/8	Solenoid	Spring
P2LBX512ESNXB549	1/4	Solenoid	Spring
P2LCX513ESNXB549	3/8	Solenoid	Spring
P2LDX514ESNXB549	1/2	Solenoid	Spring
P2LAX611EENXB549	1/8	-	-
P2LBX612EENXB549	1/4	Air-pilot	Air-pilot
P2LCX613EENXB549	3/8	Closed centre	Self centring
P2LDX614EENXB549	1/2	-	-
P2LAX811EENXB549	1/8	-	-
P2LBX812EENXB549	1/4	Air-pilot	Air-pilot
P2LCX813EENXB549	3/8	Vented centre	Self centring
P2LDX814EENXB549	1/2	-	-
P2LAX711EENXB549	1/8	-	-
P2LBX712EENXB549	1/4	Air-pilot	Air-pilot
P2LCX713EENXB549	3/8	Pressure center	Self centring
P2LDX714EENXB549	1/2	-	-
Order code Internal supply, without solenoid			
P2LAX511EENXXX	1/8	Solenoid	Solenoid
P2LBX512EENXXX	1/4	Solenoid	Solenoid
P2LCX513EENXXX	3/8	Solenoid	Solenoid
P2LDX514EENXXX	1/2	Solenoid	Solenoid
P2LAX511ESNXXX	1/8	Solenoid	Spring
P2LBX512ESNXXX	1/4	Solenoid	Spring
P2LCX513ESNXXX	3/8	Solenoid	Spring
P2LDX514ESNXXX	1/2	Solenoid	Spring
P2LAX611EENXXX	1/8	-	-
P2LBX612EENXXX	1/4	Air-pilot	Air-pilot
P2LCX613EENXXX	3/8	Closed centre	Self centring
P2LDX614EENXXX	1/2	-	-
P2LAX811EENXXX	1/8	-	-
P2LBX812EENXXX	1/4	Air-pilot	Air-pilot
P2LCX813EENXXX	3/8	Vented centre	Self centring
P2LDX814EENXXX	1/2	-	-
P2LAX711EENXXX	1/8	-	-
P2LBX712EENXXX	1/4	Air-pilot	Air-pilot
P2LCX713EENXXX	3/8	Pressure center	Self centring
P2LDX714EENXXX	1/2	-	-

Electrically actuated 5/2 and 5/3 valves - 22mm Solenoid Temperature range -10°C to +50°C - Max. Operating pressure 10 bar

2



PNEUMATICS

Part number	Thread BSP	Actuator	Return
Solenoid 24V DC			
P2LAX511EENDB49	1/8	Solenoid	Solenoid
P2LX512EENDB49	1/4	Solenoid	Solenoid
P2LCX513EENDB49	3/8	Solenoid	Solenoid
P2LDX514EENDB49	1/2	Solenoid	Solenoid
P2LAX511ESNDB49	1/8	Solenoid	Spring
P2LX512ESNDB49	1/4	Solenoid	Spring
P2LCX513ESNDB49	3/8	Solenoid	Spring
P2LDX514ESNDB49	1/2	Solenoid	Spring
P2LAX611EENDB49	1/8	-	-
P2LX612EENDB49	1/4	Air-pilot	Air-pilot
P2LCX613EENDB49	3/8	Closed centre	Self centring
P2LDX614EENDB49	1/2	-	-
P2LAX811EENDB49	1/8	-	-
P2LX812EENDB49	1/4	Air-pilot	Air-pilot
P2LCX813EENDB49	3/8	Vented centre	Self centring
P2LDX814EENDB49	1/2	-	-
P2LAX711EENDB49	1/8	-	-
P2LX712EENDB49	1/4	Air-pilot	Air-pilot
P2LCX713EENDB49	3/8	Pressure centre	Self centring
P2LDX714EENDB49	1/2	-	-
Order code Internal supply, without solenoid			
P2LAX511EENDDN	1/8	Solenoid	Solenoid
P2LX512EENDDN	1/4	Solenoid	Solenoid
P2LCX513EENDDN	3/8	Solenoid	Solenoid
P2LDX514EENDDN	1/2	Solenoid	Solenoid
P2LAX511ESNDDN	1/8	Solenoid	Spring
P2LX512ESNDDN	1/4	Solenoid	Spring
P2LCX513ESNDDN	3/8	Solenoid	Spring
P2LDX514ESNDDN	1/2	Solenoid	Spring
P2LAX611EENDDN	1/8	-	-
P2LX612EENDDN	1/4	Air-pilot	Air-pilot
P2LCX613EENDDN	3/8	Closed centre	Self centring
P2LDX614EENDDN	1/2	-	-
P2LAX811EENDDN	1/8	-	-
P2LX812EENDDN	1/4	Air-pilot	Air-pilot
P2LCX813EENDDN	3/8	Vented centre	Self centring
P2LDX814EENDDN	1/2	-	-
P2LAX711EENDDN	1/8	-	-
P2LX712EENDDN	1/4	Air-pilot	Air-pilot
P2LCX713EENDDN	3/8	Pressure centre	Self centring
P2LDX714EENDDN	1/2	-	-

**Electrically actuated 5/2 valves - Xtreme Duty Temperature range
-40°C to + 60°C - Max. Operating pressure 16 bar**



Part number	Thread BSPP	Actuator	Return
Order code 22mm Solenoid 24V DC			
P2LAX511EEHDB49	1/8	Solenoid	Solenoid
P2L BX512EEHDB49	1/4	Solenoid	Solenoid
P2LCX513EEHDB49	3/8	Solenoid	Solenoid
P2LDX514EEHDB49	1/2	Solenoid	Solenoid
P2LAX511ESHDB49	1/8	Solenoid	Spring
P2L BX512ESHDB49	1/4	Solenoid	Spring
P2LCX513ESHDB49	3/8	Solenoid	Spring
P2LDX514ESHDB49	1/2	Solenoid	Spring
Order code Internal supply, without solenoid			
P2LAX511EEHDDN	1/8	Solenoid	Solenoid
P2L BX512EEHDDN	1/4	Solenoid	Solenoid
P2LCX513EEHDDN	3/8	Solenoid	Solenoid
P2LDX514EEHDDN	1/2	Solenoid	Solenoid
P2LAX511ESHDDN	1/8	Solenoid	Spring
P2L BX512ESHDDN	1/4	Solenoid	Spring
P2LCX513ESHDDN	3/8	Solenoid	Spring
P2LDX514ESHDDN	1/2	Solenoid	Spring

Lever operated 5/2 and 5/3 valves Temperature range -40°C
to + 60°C - Max. Operating pressure 16 bar

2

PNEUMATICS



Part number	Type	Thread BSPP	Actuator	Return
P2LAX511VV	5/2	1/8	Lever	Lever
P2L BX512VS	5/2	1/4	Lever	Lever
P2LCX513VS	5/2	3/8	Lever	Lever
P2LDX514VS	5/2	1/2	Lever	Lever
P2LAX511VS	5/2	1/8	Lever	Spring
P2L BX512VS	5/2	1/4	Lever	Spring
P2LCX513VS	5/2	3/8	Lever	Spring
P2LDX514VS	5/2	1/2	Lever	Spring
P2LAX61122	5/3	1/8	Lever	Closed centre position
P2L BX61222	5/3	1/4	Lever	Closed centre position
P2LCX61322	5/3	3/8	Lever	Closed centre position
P2LDX61422	5/3	1/2	Lever	Closed centre position
P2LAX81122	5/3	1/8	Lever	Vented centre position
P2L BX81222	5/3	1/4	Lever	Vented centre position
P2LCX81322	5/3	3/8	Lever	Vented centre position
P2LDX81422	5/3	1/2	Lever	Vented centre position
P2LAX71122	5/3	1/8	Lever	Pressurised centre position
P2L BX71222	5/3	1/4	Lever	Pressurised centre position
P2LCX71322	5/3	3/8	Lever	Pressurised centre position
P2LDX71422	5/3	1/2	Lever	Pressurised centre position
P2LAX61111	5/3	1/8	Lever self centring	Closed centre position
P2L BX61211	5/3	1/4	Lever self centring	Closed centre position
P2LCX61311	5/3	3/8	Lever self centring	Closed centre position
P2LDX61411	5/3	1/2	Lever self centring	Closed centre position
P2LAX81111	5/3	1/8	Lever self centring	Vented centre position
P2L BX81211	5/3	1/4	Lever self centring	Vented centre position
P2LCX81311	5/3	3/8	Lever self centring	Vented centre position
P2LDX81411	5/3	1/2	Lever self centring	Vented centre position
P2LAX71111	5/3	1/8	Lever self centring	Pressurised centre position
P2L BX71211	5/3	1/4	Lever self centring	Pressurised centre position
P2LCX71311	5/3	3/8	Lever self centring	Pressurised centre position
P2LDX71411	5/3	1/2	Lever self centring	Pressurised centre position

Solenoid connectors / cable plugs

Part number		Type
Form B (22 mm)	Form C (15 mm)	
3EV10V10	P8C-D	Standard IP65 without flying lead

Solenoid coils for 22 mm Solenoid operators



Part number		Voltage
Form A (30 mm)	Form B (22 mm)	
P2FCA447	P2FCB447	12V DC Mobile
P2FCA448	P2FCB448	24V DC Mobile
	P2FCB442	24V 50/60Hz
	P2FCB445	12V DC
	P2FCB449	24V DC
	P2FCB451	48V DC
	P2FCB453	110V/50Hz, 120V/60Hz
	P2FCB457	230V/50Hz, 230V/60Hz

Note : Mobile solenoids have wide band voltage tolerance Form A = +/- 30% and Form B = -10% to +30%. These coils should only be used with Xtreme duty range having 'H' in part number

Solenoid coils for 15 mm Solenoid operators



Part number		Voltage
without manual override	with non-locking override	
P2E-KV32B0	P2E-KV32B1	12 VDC
P2E-KV32C0	P2E-KV32C1	24 VDC
P2E-KV32D0	P2E-KV32D1	48 VDC
P2E-KV31C0	P2E-KV31C1	24 VAC 50Hz
P2E-KV34D0	P2E-KV34D1	48 VAC 50/60Hz
P2E-KV31F0	P2E-KV31F1	115 VAC 50Hz/120V AC 50Hz
P2E-KV31J0	P2E-KV31J1	230 VAC 50Hz/240 V AC 60Hz

Note : Mounting screws included in basic valve

- Operating pressure: • Max. 7 bar (101 psi).
Operating temperature: • From -20°C to +100°C.

- Advantages: • Ergonomically designed.
Benefits: • Comfortable to use.

600 Series - Blowguns



Part number	Type	Thread BSPP
600	Standard safety	1/4
601	Air Shield	1/4

600 Series - Blowgun accessories



Part number	Type
8972-8	Domed nozzle*
8726A	Flexible nozzle*

*Note: when used with pressure above 2 bar, adequate safety precautions must be taken.

- Description:**
- Blow gun with short nozzle is ideal for blowing out blind holes and workpieces.
 - Blow gun with extension pipe is ideal for blowing out deep holes and inaccessible locations.
- Material:**
- Aluminium or resistant plastic.
- Operating temperature:**
- From -20°C to +50°C.
- Advantages:**
- Ergonomic smooth design, light weight, highly resistant thermoplastic material.
- Benefits:**
- Long nozzle to access not easily accessible areas for cleaning out.

Blowgun - Thermoplastics



Part number	Connection	Thread BSPP	Operating Pressure	
			bar	psi
AK13S_99	female	1/4	12	170
AK26SFS_99	nipple 26 series		12	170

Blowgun - Aluminium



Part number	Connection	Thread BSPP	Operating Pressure	
			bar	psi
AA13	female	1/4	10	140
AA26SF	nipple 26 series		10	140

- Description:
 - Size: 1/4" BSPP for the inlet port.
- Construction:
 - Polyamide 6.6, 30% glass fibre body and trigger, nitrile seal, nickel-plated brass nozzle or aluminium nozzle (depending on the version), nickel-plated brass pin.
- Recommended fluids:
 - Compressed air. Please consult us for other fluids.
- Operating pressure:
 - Up to 10 bar.
- Operating temperature:
 - From -15°C to +50°C.
- Applications:
 - Industrial, Industrial Automation, Transportation.
- Advantages:
 - Progressive and directional air jet up to 10 bar, numerous hanging points for quick and easy removal, compliant with OSHA directives.
- Benefits:
 - Quality and performance, handling and comfort. The blowgun kit facilitates the use of the blowgun, guarantees safety regarding assembly of components and makes item code management easier.

0659 - Standard Blowgun with angled nozzle - BSPP Threads



Part number	Tube Outside Diameter mm	Thread BSPP	Safety
0659 00 13	3.5	G1/4	Yes

0631 - Blowgun Kit with angled nozzle - BSPP Threads



Part number	Tube Outside Diameter mm	Thread BSPP	Safety
0631 00 01	3.5	G1/4	Yes
0631 00 08		G1/5	*depending on nozzle
0631 00 03		G1/6	No
0631 00 05		G1/7	Yes
0631 00 07		G1/8	*depending on nozzle
0631 00 09	3.5	G1/9	Yes

Description:	<ul style="list-style-type: none"> This extremely durable hose is ideal for use in tough work areas or highly mobile applications. Light weight, wide temperature range, high resistance to moisture, insensitive to salt water, long service.
Material:	<ul style="list-style-type: none"> Polyurethane.
Operating temperature:	<ul style="list-style-type: none"> From -20°C to +70°C.
Applications:	<ul style="list-style-type: none"> Compressed air, lubrication grease/oil, gasoline or hydraulics.
Advantages:	<ul style="list-style-type: none"> Based on highly resistant polyether material. Both ends equipped with swivel fitting G1/4".
Benefits:	<ul style="list-style-type: none"> Kinking damage reduced to minimum. Swivel fittings at both ends.

Tubing Sets - Polyurethane



Part number	Connection inch	Inside x Outside	Coil outside diameter	Max. Operating length m
Polyurethane coiled hose with straight extensions 508 mm and 127 mm				
PU10/060/DV	1/4	6.3 x 9.5	60	6.0
PU12/075/DV	3/8	8.0 x 12.0	80	7.5

Description:	<ul style="list-style-type: none"> Nylon tubing for safer, more efficient air power transmission. Light weight, wide temperature range, high resistance to moisture, insensitive to salt water, high elasticity.
Material:	<ul style="list-style-type: none"> Nylon 12.
Operating temperature:	<ul style="list-style-type: none"> From -20°C to +70°C.
Applications:	<ul style="list-style-type: none"> Compressed air, lubrication grease/oil, gasoline or hydraulics.
Advantages:	<ul style="list-style-type: none"> Resistant PA tubing for all kind of kinds of application in air and liquid.
Benefits:	<ul style="list-style-type: none"> Most used air tubing in the market.

Tubing Sets - Nylon 12



Part number	Connection series	Inside x Outside	Coil outside diameter	Max. Operating length m	Approx. Coils
Hose completely assembled with coupling and plug series 26 with spring guards					
SP08/050/K+S	26	6.3 x 7.9	75	5	30
SP12/075/K+S	26	9.5 x 11.8	140	7.5	23

Construction:	<ul style="list-style-type: none"> • Tube: synthetic rubber. • Reinforcement: high tensile textile layer. • Cover: high performance synthetic rubber in different colours.
Recommended fluids:	<ul style="list-style-type: none"> • Mineral based hydraulic fluids and lubricating oils, air, water, water-emulsion, coolant and antifreeze.
Operating temperature:	<ul style="list-style-type: none"> • From -40°C up to +100°C. (Air max. +70°C, Water max. +85°C).
Burst pressure:	<ul style="list-style-type: none"> • Operating pressure x 4.
Fitting series:	<ul style="list-style-type: none"> • 82.
Applications:	<ul style="list-style-type: none"> • All markets e. g. general industrial and maintenance applications. • Not permitted for use in air brake systems. Not suitable for high dynamic pulsation systems. • Not recommended for motor fuels (petrol, diesel etc.).

Advantages:	<ul style="list-style-type: none"> • Very flexible, wide range of colours, available up to size -16.
Benefits:	<ul style="list-style-type: none"> • Low-price product for applications within smooth environmental conditions.

801Plus - Push-Lok® hose for a variety of applications



Part number	Hose Inside Diameter			Outside Diameter mm	Operating Pressure		Bend radius mm	Vaccum kPa	
	DN	inch	Size		psi	Mpa			
801-4-XXX-RL	6	1/4	-04	6.3	12.7	350	2.4	65	95
801-6-XXX-RL	10	3/8	-06	9.5	15.9	350	2.4	75	95
801-8-XXX-RL	12	1/2	-08	12.7	19.8	300	2.1	125	95
801-10-XXX-RL	16	5/8	-10	15.9	23.0	300	2.1	150	51
801-12-XXX-RL	20	3/4	-12	19.1	26.2	300	2.1	180	51
801-16-XXX-RL	25	1	-16	25.4	32.5	200	1.4	250	51

Note: when ordering, specify Push-Lok® hose part number, followed by size, followed by colour.
 Example with 801-4-XXX-RL XXX => BLK = black, BLU = blue, RED = red, GRN = green.
 Example: 801-4-GRN-RL (green), RL = only available on reels, 801-16-RL is only available in grey or black.

- Construction:
- Tube: synthetic PKR rubber.
 - Reinforcement: high tensile textile layer.
 - Cover: blue synthetic PKR rubber.
- Recommended fluids:
- Mineral based hydraulic and lubricating oils, coolant, antifreeze, air, water and water-oil-emulsions.
- Operating temperature:
- From -48°C up to +150°C. (Air max. +100°C, Water max. +85°C).
- Fitting series:
- 82.
- Applications:
- Special high temperature applications.

Advantages:

- Max. oil temperature up to +150°C, blue hose cover.

Benefits:

- Ideal for applications with high oil temperatures.

836 - Push-Lok® hose



Part number	Hose Inside Diameter				Outside Diameter mm	Operating Pressure		Bend radius mm	Vacuum kPa
	DN	inch	Size	mm		psi	Mpa		
836-4-RL	6	1/4	-04	6.3	12.7	250	1.7	65	6.8
836-6-RL	10	3/8	-06	9.5	15.7	250	1.7	75	6.8
836-8-RL	12	1/2	-08	12.7	19.8	250	1.7	130	6.8
836-10-RL	16	5/8	-10	15.9	23.1	250	1.7	150	6.8
836-12-RL	20	3/4	-12	19.1	26.2	250	1.7	180	6.8

The vacuum values listed in the table are vacuum pressure values in kPa. For an absolute value subtract the table value from 101 kPa.

RL = only available on reels

- Material: • Cr (VI)-free, Brass (B) and Stainless Steel (C).
- For hose type: • 801Plus, 836.

C3 - Female metric - light series - swivel - straight (ball nose)

2

PNEUMATICS



Part number	Hose Inside Diameter				Thread Metric
	DN	inch	Size	mm	
3C382-6-4	6	1/4	-04	6.3	M12x1.5
3C382-6-4BK	6	1/4	-04	6.3	M12x1.5
3C382-8-4	6	1/4	-04	6.3	M14x1.5
3C382-8-4BK	6	1/4	-04	6.3	M14x1.5
3C382-10-4	6	1/4	-04	6.3	M16x1.5
3C382-10-6	10	3/8	-06	9.5	M16x1.5
3C382-10-6B	10	3/8	-06	9.5	M16x1.5
3C382-12-6	10	3/8	-06	9.5	M18x1.5
3C382-15-8	12	1/2	-08	12.7	M22x1.5
3C382-15-8B	12	1/2	-08	12.7	M22x1.5
3C382-15-10	16	5/8	-10	15.9	M22x1.5
3C382-18-10	16	5/8	-10	15.9	M26x1.5
3C382-18-10BK	16	5/8	-10	15.9	M26x1.5
3C382-22-12	20	3/4	-12	19.1	M30x2
3C382-22-12B	20	3/4	-12	19.1	M30x2
3C382-28-16BK	25	1	-16	25.4	M36x2

C4 - Female metric - light series - swivel - 45° elbow (ball nose)



Part number	Hose Inside Diameter				Thread Metric
	DN	inch	Size	mm	
3C482-6-4	6	1/4	-04	6.3	M12x1.5
3C482-8-4	6	1/4	-04	6.3	M14x1.5
3C482-10-6	10	3/8	-06	9.5	M16x1.5
3C482-12-6	10	3/8	-06	9.5	M18x1.5
3C482-15-8	12	1/2	-08	12.7	M22x1.5
3C482-15-8B	12	1/2	-08	12.7	M22x1.5
3C482-18-10	16	5/8	-10	15.9	M26x1.5
3C482-22-12	20	3/4	-12	19.1	M30x2

C5 - Female metric - light series - swivel - 90° elbow (ball nose)



Part number	Hose Inside Diameter				Thread Metric
	DN	inch	Size	mm	
3C582-6-4	6	1/4	-04	6.3	M12x1.5
3C582-8-4	6	1/4	-04	6.3	M14x1.5
3C582-8-4B	6	1/4	-04	6.3	M14x1.5
3C582-10-6	10	3/8	-06	9.5	M16x1.5
3C582-12-6	10	3/8	-06	9.5	M18x1.5
3C582-12-6B	10	3/8	-06	9.5	M18x1.5
3C582-15-8	12	1/2	-08	12.7	M22x1.5
3C582-15-8B	12	1/2	-08	12.7	M22x1.5
3C582-18-10	16	5/8	-10	15.9	M26x1.5
3C582-18-10B	16	5/8	-10	15.9	M26x1.5
3C582-22-12	20	3/4	-12	19.1	M30x2
3C582-22-12B	20	3/4	-12	19.1	M30x2

D0 - Male metric 24° - light series - straight



Part number	Hose Inside Diameter				Thread Metric
	DN	inch	Size	mm	
3D082-6-4	6	1/4	-04	6.3	M12x1.5
3D082-10-6B	10	3/8	-06	9.5	M16x1.5
3D082-12-6	10	3/8	-06	9.5	M18x1.5
3D082-15-8	12	1/2	-08	12.7	M22x1.5
3D082-15-8B	12	1/2	-08	12.7	M22x1.5
3D082-18-10	16	5/8	-10	15.9	M26x1.5

92 - Female BSP parallel pipe - swivel - straight (60° cone)



Part number	Hose Inside Diameter				Thread BSPP
	DN	inch	Size	mm	
39282-4-4	6	1/4	-04	6.3	1/4x19
39282-6-6	10	3/8	-06	9.5	3/8x19
39282-8-8	12	1/2	-08	12.7	1/2x14
39282-8-8B	12	1/2	-08	12.7	1/2x14
39282-10-10	16	5/8	-10	15.9	5/8x14
39282-12-12	20	3/4	-12	19.1	3/4x14
39282-12-12B	20	3/4	-12	19.1	3/4x14

B2 - Female BSP parallel pipe - swivel - 90° elbow (60° cone)



Part number	Hose Inside Diameter				Thread BSPP
	DN	inch	Size	mm	
3B282-4-4	6	1/4	-04	6.3	1/4x19
3B282-6-6	10	3/8	-06	9.5	3/8x19
3B282-8-8	12	1/2	-08	12.7	1/2x14
3B282-8-8B	12	1/2	-08	12.7	1/2x14
3B282-12-12B	20	3/4	-12	19.1	3/4x14

2

PNEUMATICS

D9 - Male BSP parallel pipe - straight (60° cone)



Part number	Hose Inside Diameter				Thread BSPP
	DN	inch	Size	mm	
3D982-4-4	6	1/4	-04	6.3	1/4x19
3D982-4-4B	6	1/4	-04	6.3	1/4x19
3D982-6-6	10	3/8	-06	9.5	3/8x19
3D982-6-6B	10	3/8	-06	9.5	3/8x19
3D982-8-8	12	1/2	-08	12.7	1/2x14
3D982-8-8B	12	1/2	-08	12.7	1/2x14
3D982-12-12	20	3/4	-12	19.1	3/4x14
3D982-12-12B	20	3/4	-12	19.1	3/4x14

06/68 - Female - JIC 37° / SAE 45° - dual flare - straight



Part number	Hose Inside Diameter				Thread UNF
	DN	inch	Size	mm	
30682-4-4-SM	6	1/4	-04	6.3	7/16x20
30682-4-4B	6	1/4	-04	6.3	7/16x20
30682-5-4B	6	1/4	-04	6.3	1/2x20
30682-6-6-SM	10	3/8	-06	9.5	9/16x18
30682-6-6B-SM	10	3/8	-06	9.5	9/16x18
30682-10-8B	12	1/2	-08	12.7	7/8x14
30682-10-10-SM	16	5/8	-10	15.9	7/8x14
30682-12-12-SM	20	3/4	-12	19.1	1 1/16x12

49 - Banjo union DIN 7642



Part number	Hose Inside Diameter				Banjo Inside Diameter
	DN	inch	Size	mm	mm
34982-8-4	6	1/4	-04	6.3	36
34982-10-4	6	1/4	-04	6.3	38
34982-12-4	6	1/4	-04	6.3	40
34982-14-4	6	1/4	-04	6.3	42
34982-10-6	10	3/8	-06	9.5	42
34982-12-6	10	3/8	-06	9.5	44
34982-14-6	10	3/8	-06	9.5	47
34982-16-6	10	3/8	-06	9.5	49
34982-17-6	10	3/8	-06	9.5	49
34982-18-8	12	1/2	-08	12.7	55
34982-22-10	16	5/8	-10	15.9	68
34982-26-12	20	3/4	-12	19.1	74

PARKERSTORE SERVICES WHAT MAKES US UNIQUE



- Hose Doctor • Hose assemblies • ParkerStore containers • Parker Tracking System
- Special systems • Technical training & seminars

Read more about ParkerStore services in the Service section of this catalogue.



Global FRL - p. 316



Par Fit™ - p. 332



OIL-X Evolution - p. 327

Filter Regulator Lubricators

- Mini Series 314
- Compact Series 318
- Standard Series 321
- Accessories 324

Compressed Air Treatment

- OIL-X Evolution 326
- Interchangeable Replacement Elements 332

Compressed Air Piping

- Transair® 343

Gas Supply

- Nitrogen generators 351

- Description:**
- Global Air Preparation System in 3 basic sizes allows units to be connected together without the use of pipe connectors saving space and providing constant mounting centres.
- Operating pressure:**
- Max: Plastic bowl 10-bar (150 psi).
 - Metal bowl 17-bar (250 psi).
- Operating temperature:**
- Plastic bowl -10°C to +52°C.
 - Metal bowl -10°C to +65.5°C.
- Flow rate:**
- Filter: 12 dm³/s.
 - Regulator: 30 dm³/s.
 - Filter/Regulator: 14 dm³/s.
 - Lubricator: 13 dm³/s.
- Advantages:**
- Fully modular and body ported units.
- Benefits:**
- May be easily assembled into combinations or used stand alone.

P31FA-E - Filter - 5 micron element



Part number	Type	Thread BSPP
P31FA12EGMN	Poly Bowl - Manual drain	1/4
P31FA12EGBN	Poly Bowl - Pulse drain	1/4
P31FA12EMMN	Metal Bowl - Manual drain	1/4
P31FA12EMBN	Metal Bowl - Pulse drain	1/4

P31FA-C - Coalescing filter - 0.01 micron element



Part number	Type	Thread BSPP
P31FA12CGMN	Poly Bowl - Manual drain	1/4
P31FA12CGBN	Poly Bowl - Pulse drain	1/4
P31FA12CMMN	Metal Bowl - Manual drain	1/4
P31FA12CMBN	Metal Bowl - Pulse drain	1/4

P31FA-A - Adsorber filter



Part number	Type	Thread BSPP
P31FA12AGMN	Poly Bowl - Manual drain	1/4
P31FA12AMMN	Metal Bowl - Manual drain	1/4

P31RA-B - Pressure regulator



Part number	Type	Thread BSPP	Operating Pressure bar
P31RA12BNNP	Relieving	1/4	0 - 8
P31RA12BNTP	Relieving + Square gauge	1/4	0 - 8

All regulators with a square gauge cannot be re-configured to a round gauge, product with round gauge should be ordered separately.

P31LA-L - Lubricator



Part number	Type	Thread BSPP
P31LA12LGNN	Poly bowl, Oil mist, fill under pressure	1/4
P31LA12LMNN	Metal bowl, Oil mist, fill under pressure	1/4

P31EA-E - Filter/Regulator



Part number	Type	Thread BSPP	Operating Pressure bar
P31EA12EGMBNTP	Poly bowl - Manual drain	1/4	0 - 8
P31EA12EGBBNTP	Poly bowl - Pulse drain	1/4	0 - 8
P31EA12EMMBNTP	Metal bowl - Manual drain + square gauge	1/4	0 - 8
P31EA12EMBBNTP	Metal bowl - Pulse drain + square gauge	1/4	0 - 8

All filter regulators with a square gauge cannot be re-configured to a round gauge, product with round gauge should be ordered separately.

P31 - Combination units



Part number	Type	Thread BSPP
P31YN12GEMNTW	Slide valve + Filter/Regulator, Poly bowl, Manual drain	1/4
P31YN12GEBNTW	Slide valve + Filter/Regulator, Poly bowl, Pulse drain	1/4
P31YA12GEMNTLW	Slide valve + Filter/Regulator + Lubricator, Poly bowl, Manual drain	1/4
P31YA12GEBNTLW	Slide valve + Filter/Regulator + Lubricator, Poly bowl, Pulse drain	1/4
P31CA12GEMNTLW	Filter/Regulator + Lubricator, Poly bowl, Manual drain	1/4
P31CA12GEBNTLW	Filter/Regulator + Lubricator, Poly bowl, Pulse drain	1/4

All combination sets include square pressure gauge and mounting brackets.

P31HA - Manifold regulators



Part number	Type	Operating Pressure bar	Thread
P31HA12BNNP	Relieving	0 - 8	1/4

Only round pressure gauges to be fitted to manifold regulators (order gauge separately)

P3D-KAB - Pressure gauge - round type



Part number	Series	Thread BSPP	Operating Pressure bar
P3D-KAB1AYN	P31	1/8	0 - 2
P3D-KAB1ALN	P31	1/8	0 - 4
P3D-KAB1ANN	P31	1/8	0 - 10

All filter regulators with a square gauge cannot be re-configured to a round gauge, product with round gauge should be ordered separately.

P3D-KAB - Pressure gauge - square type



Part number	Series	Operating Pressure bar
K4511SCR04B	P31	0 - 4
K4511SCR11B	P31	0 - 10

All filter regulators with a square gauge cannot be re-configured to a round gauge, product with round gauge should be ordered separately.

Description:	<ul style="list-style-type: none"> Global Air Preparation System in 3 basic sizes allows units to be connected together without the use of pipe connectors saving space and providing constant mounting centres. 																								
Operating pressure:	<ul style="list-style-type: none"> Max: Plastic bowl 10-bar (150 psi). Metal bowl 17-bar (250 psi). 																								
Operating temperature:	<ul style="list-style-type: none"> Plastic bowl -25°C to +52°C. Metal bowl -25°C to +65.5°C. Please note: all Lubricators are only rated to -10°C. 																								
Flow rate:	<table border="1"> <tr> <td></td> <td>1/4</td> <td>3/8</td> <td>1/2</td> <td></td> <td>1/4</td> <td>3/8</td> <td>1/2</td> </tr> <tr> <td>Filter</td> <td>18 dm³/s</td> <td>30 dm³/s</td> <td>38 dm³/s</td> <td>Filter/Regulator</td> <td>42 dm³/s</td> <td>58 dm³/s</td> <td>64 dm³/s</td> </tr> <tr> <td>Regulator</td> <td>41 dm³/s</td> <td>65 dm³/s</td> <td>67 dm³/s</td> <td>Lubricator</td> <td>18 dm³/s</td> <td>32 dm³/s</td> <td>47 dm³/s</td> </tr> </table>		1/4	3/8	1/2		1/4	3/8	1/2	Filter	18 dm ³ /s	30 dm ³ /s	38 dm ³ /s	Filter/Regulator	42 dm ³ /s	58 dm ³ /s	64 dm ³ /s	Regulator	41 dm ³ /s	65 dm ³ /s	67 dm ³ /s	Lubricator	18 dm ³ /s	32 dm ³ /s	47 dm ³ /s
	1/4	3/8	1/2		1/4	3/8	1/2																		
Filter	18 dm ³ /s	30 dm ³ /s	38 dm ³ /s	Filter/Regulator	42 dm ³ /s	58 dm ³ /s	64 dm ³ /s																		
Regulator	41 dm ³ /s	65 dm ³ /s	67 dm ³ /s	Lubricator	18 dm ³ /s	32 dm ³ /s	47 dm ³ /s																		
Advantages:	<ul style="list-style-type: none"> Fully modular and body ported units. 																								
Benefits:	<ul style="list-style-type: none"> May be easily assembled into combinations or used stand alone. 																								

3

P32FA-E - Filter - 5 micron element



Part number	Type	Thread BSPP
P32FA12EGMN	Poly bowl - Manual drain	1/4
P32FA12EGAN	Poly bowl - Auto drain	1/4
P32FA12ESMN	Metal bowl - Manual drain	1/4
P32FA12ESAN	Metal bowl - Auto drain	1/4
P32FA13EGMN	Poly bowl - Manual drain	3/8
P32FA13EGAN	Poly bowl - Auto drain	3/8
P32FA13ESMN	Metal bowl - Manual drain	3/8
P32FA13ESAN	Metal bowl - Auto drain	3/8
P32FA14EGMN	Poly bowl - Manual drain	1/2
P32FA14EGAN	Poly bowl - Auto drain	1/2
P32FA14ESMN	Metal bowl - Manual drain	1/2
P32FA14ESAN	Metal bowl - Auto drain	1/2

P32FA-D - Coalescing filter - 0.01 micron element



Part number	Type	Thread BSPP
P32FA12DGMN	Poly bowl - Manual drain	1/4
P32FA12DGAN	Poly bowl - Auto drain	1/4
P32FA12DSMN	Metal bowl - Manual drain	1/4
P32FA12DSAN	Metal bowl - Auto drain	1/4
P32FA13DGMN	Poly bowl - Manual drain	3/8
P32FA13DGAN	Poly bowl - Auto drain	3/8
P32FA13DSMN	Metal bowl - Manual drain	3/8
P32FA13DSAN	Metal bowl - Auto drain	3/8
P32FA14DGMN	Poly bowl - Manual drain	1/2
P32FA14DGAN	Poly bowl - Auto drain	1/2
P32FA14DSMN	Metal bowl - Manual drain	1/2
P32FA14DSAN	Metal bowl - Auto drain	1/2

P32FA-A - Adsorber filter



Part number	Type	Thread BSPP
P32FA12AGMN	Poly bowl - Manual drain	1/4
P32FA12ASMN	Metal bowl - Manual drain	1/4
P32FA13AGMN	Poly bowl - Manual drain	3/8
P32FA13ASMN	Metal bowl - Manual drain	3/8
P32FA14AGMN	Poly bowl - Manual drain	1/2
P32FA14ASMN	Metal bowl - Manual drain	1/2

P32RA - Regulator



Part number	Type	Thread BSPP	Operating Pressure bar
P32RA12BNNP	Relieving	1/4	0 - 8
P32RA12BNGP	Relieving + Round gauge	1/4	0 - 8
P32RA13BNNP	Relieving	3/8	0 - 8
P32RA13BNGP	Relieving + Round gauge	3/8	0 - 8
P32RA14BNNP	Relieving	1/2	0 - 8
P32RA14BNGP	Relieving + Round gauge	1/2	0 - 8

P32LA-L - Lubricator



Part number	Type	Thread BSPP
P32LA12LGNN	Poly bowl, Oil mist, fill under pressure	1/4
P32LA12LSNN	Metal bowl, Oil mist, fill under pressure	1/4
P32LA13LGNN	Poly bowl, Oil mist, fill under pressure	3/8
P32LA13LSNN	Metal bowl, Oil mist, fill under pressure	3/8
P32LA14LGNN	Poly bowl, Oil mist, fill under pressure	1/2
P32LA14LSNN	Metal bowl, Oil mist, fill under pressure	1/2

P32EA-E - Filter/Regulator



Part number	Type	Thread BSPP	Operating Pressure bar
P32EA12EGMBNGP	Poly bowl, Manual drain + Round gauge	1/4	0 - 8
P32EA12EGABNGP	Poly bowl, Auto drain + Round gauge	1/4	0 - 8
P32EA12ESMBNGP	Metal bowl, Manual drain + Round gauge	1/4	0 - 8
P32EA12ESABNGP	Metal bowl, Auto drain + Round gauge	1/4	0 - 8
P32EA13EGMBNGP	Poly bowl, Manual drain + Round gauge	3/8	0 - 8
P32EA13EGABNGP	Poly bowl, Auto drain + Round gauge	3/8	0 - 8
P32EA13ESMBNGP	Metal bowl, Manual drain + Round gauge	3/8	0 - 8
P32EA13ESABNGP	Metal bowl, Auto drain + Round gauge	3/8	0 - 8
P32EA14EGMBNGP	Poly bowl, Manual drain + Round gauge	1/2	0 - 8
P32EA14EGABNGP	Poly bowl, Auto drain + Round gauge	1/2	0 - 8
P32EA14ESMBNGP	Metal bowl, Manual drain + Round gauge	1/2	0 - 8
P32EA14ESABNGP	Metal bowl, Auto drain + Round gauge	1/2	0 - 8

P32 - Combination units



Part number	Type	Thread BSPP
P32YN12GEMNGW	Slide valve + Filter/Regulator, Poly bowl, Manual drain	1/4
P32YN12GEANGW	Slide valve + Filter/Regulator, Poly bowl, Auto drain	1/4
P32YN13GEMNGW	Slide valve + Filter/Regulator, Poly bowl, Manual drain	3/8
P32YN13GEANGW	Slide valve + Filter/Regulator, Poly bowl, Auto drain	3/8
P32YN14GEMNGW	Slide valve + Filter/Regulator, Poly bowl, Manual drain	1/2
P32YN14GEANGW	Slide valve + Filter/Regulator, Poly bowl, Auto drain	1/2
P32YA12GEMNGLNW	Slide valve + Filter/Regulator + Lubricator, Poly bowl, Manual drain	1/4
P32YA12GEANGLNW	Slide valve + Filter/Regulator + Lubricator, Poly bowl, Auto drain	1/4
P32YA13GEMNGLNW	Slide valve + Filter/Regulator + Lubricator, Poly bowl, Manual drain	3/8
P32YA13GEANGLNW	Slide valve + Filter/Regulator + Lubricator, Poly bowl, Auto drain	3/8
P32YA14GEMNGLNW	Slide valve + Filter/Regulator + Lubricator, Poly bowl, Manual drain	1/2
P32YA14GEANGLNW	Slide valve + Filter/Regulator + Lubricator, Poly bowl, Auto drain	1/2
P32CA12GEMNGLNW	Filter/Regulator + Lubricator, Poly bowl, Manual drain	1/4
P32CA12GEANGLNW	Filter/Regulator + Lubricator, Poly bowl, Auto drain	1/4
P32CA13GEMNGLNW	Filter/Regulator + Lubricator, Poly bowl, Manual drain	3/8
P32CA13GEANGLNW	Filter/Regulator + Lubricator, Poly bowl, Auto drain	3/8
P32CA14GEMNGLNW	Filter/Regulator + Lubricator, Poly bowl, Manual drain	1/2
P32CA14GEANGLNW	Filter/Regulator + Lubricator, Poly bowl, Auto drain	1/2

All combination sets include round pressure gauge and mounting brackets.

P32HA - Manifold regulator (gauge to be ordered separately)



Part number	Thread BSPP	Operating Pressure bar
P32HA12BNNP	1/4	0 - 8
P32HA13BNNP	3/8	0 - 8
P32HA14BNNP	1/2	0 - 8

P6G-ERB - Pressure gauge



Part number	Series	Thread BSPP	Operating Pressure bar
P6G-ERB2040	P32/P33	1/4	0 - 4
P6G-ERB2110	P32/P33	1/4	0 - 11
P6G-ERB2200	P32/P33	1/4	0 - 20

Description:	<ul style="list-style-type: none"> Global Air Preparation System in 3 basic sizes allows units to be connected together without the use of pipe connectors saving space and providing constant mounting centres. 																		
Operating pressure:	<ul style="list-style-type: none"> Max: Plastic bowl 10-bar (150 psi). Metal bowl 17-bar (250 psi). 																		
Operating temperature:	<ul style="list-style-type: none"> Plastic bowl -25°C to +52°C. Metal bowl -25°C to +65.5°C. Please note: all Lubricators are only rated to -10°C. 																		
Flow rate:	<table border="1"> <tr> <td></td> <td>1/2</td> <td>3/4</td> <td></td> <td>1/2</td> <td>3/4</td> </tr> <tr> <td>Filter</td> <td>40 dm³/s</td> <td>48 dm³/s</td> <td>Filter/Regulator</td> <td>90 dm³/s</td> <td>98 dm³/s</td> </tr> <tr> <td>Regulator</td> <td>100 dm³/s</td> <td>100 dm³/s</td> <td>Lubricator</td> <td>48 dm³/s</td> <td>68 dm³/s</td> </tr> </table>		1/2	3/4		1/2	3/4	Filter	40 dm ³ /s	48 dm ³ /s	Filter/Regulator	90 dm ³ /s	98 dm ³ /s	Regulator	100 dm ³ /s	100 dm ³ /s	Lubricator	48 dm ³ /s	68 dm ³ /s
	1/2	3/4		1/2	3/4														
Filter	40 dm ³ /s	48 dm ³ /s	Filter/Regulator	90 dm ³ /s	98 dm ³ /s														
Regulator	100 dm ³ /s	100 dm ³ /s	Lubricator	48 dm ³ /s	68 dm ³ /s														
Advantages:	<ul style="list-style-type: none"> Fully modular and body ported units. 																		
Benefits:	<ul style="list-style-type: none"> May be easily assembled into combinations or used stand alone. 																		

P33FA-E - Filter - 5 micron element



Part number	Type	Thread BSPP
P33FA14EGMN	Poly bowl - Manual drain	1/2
P33FA14EGAN	Poly bowl - Auto drain	1/2
P33FA14ESMN	Metal bowl - Manual drain	1/2
P33FA14ESAN	Metal bowl - Auto drain	1/2
P33FA16EGMN	Poly bowl - Manual drain	3/4
P33FA16EGAN	Poly bowl - Auto drain	3/4
P33FA16ESMN	Metal bowl - Manual drain	3/4
P33FA16ESAN	Metal bowl - Auto drain	3/4

P33FA-D - Coalescing filter - 0.01 micron element



Part number	Type	Thread BSPP
P33FA14DGMMN	Poly bowl - Manual drain	1/2
P33FA14DGAN	Poly bowl - Auto drain	1/2
P33FA14DSMN	Metal bowl - Manual drain	1/2
P33FA14DSAN	Metal bowl - Auto drain	1/2
P33FA16DGMMN	Poly bowl - Manual drain	3/4
P33FA16DGAN	Poly bowl - Auto drain	3/4
P33FA16DSMN	Metal bowl - Manual drain	3/4
P33FA16DSAN	Metal bowl - Auto drain	3/4

P33FA-A - Adsorber filter



Part number	Type	Thread BSPP
P33FA14AGMMN	Poly bowl - Manual drain	1/2
P33FA14ASMMN	Metal bowl - Manual drain	1/2
P33FA16AGMMN	Poly bowl - Manual drain	3/4
P33FA16ASMMN	Metal bowl - Manual drain	3/4

P33RA-B - Pressure regulator



Part number	Details	Thread BSPP	Operating Pressure bar
P33RA14BNNP	Relieving	1/2	0 - 8
P33RA14BNGP	Relieving + Round gauge	1/2	0 - 8
P33RA16BNNP	Relieving	3/4	0 - 8
P33RA16BNGP	Relieving + Round gauge	3/4	0 - 8

P33LA-L - Lubricator



Part number	Type	Thread BSPP
P33LA14LGNN	Poly bowl - Oil mist, fill under pressure	1/2
P33LA14LSNN	Metal bowl - Oil mist, fill under pressure	1/2
P33LA16LGNN	Poly bowl - Oil mist, fill under pressure	3/4
P33LA16LSNN	Metal bowl - Oil mist, fill under pressure	3/4

P33EA-E - Filter/Regulator



Part number	Type	Thread BSPP	Operating Pressure bar
P33EA14EGMBNGP	Poly bowl - Manual drain + Round gauge	1/2	0 - 8
P33EA14EGABNGP	Poly bowl - Auto drain + Round gauge	1/2	0 - 8
P33EA14ESMBNGP	Metal bowl - Manual drain + Round gauge	1/2	0 - 8
P33EA14ESABNGP	Metal bowl - Auto drain + Round gauge	1/2	0 - 8
P33EA16EGMBNGP	Poly bowl - Manual drain + Round gauge	3/4	0 - 8
P33EA16EGABNGP	Poly bowl - Auto drain + Round gauge	3/4	0 - 8
P33EA16ESMBNGP	Metal bowl - Manual drain + Round gauge	3/4	0 - 8
P33EA16ESABNGP	Metal bowl - Auto drain + Round gauge	3/4	0 - 8

P33 - Combination units



Part number	Type	Thread BSPP
P33YN14GEMNGW	Slide valve + Filter/Regulator, Poly bowl, Manual drain	1/2
P33YN14GEANGW	Slide valve + Filter/Regulator, Poly bowl, Auto drain	1/2
P33YN16GEMNGW	Slide valve + Filter/Regulator, Poly bowl, Manual drain	3/4
P33YN16GEANGW	Slide valve + Filter/Regulator, Poly bowl, Auto drain	3/4
P33YA14GEMNGLNW	Slide valve + Filter/Regulator + Lubricator, Poly bowl, Manual drain	1/2
P33YA14GEANGLNW	Slide valve + Filter/Regulator + Lubricator, Poly bowl, Auto drain	1/2
P33YA16GEMNGLNW	Slide valve + Filter/Regulator + Lubricator, Poly bowl, Manual drain	3/4
P33YA16GEANGLNW	Slide valve + Filter/Regulator + Lubricator, Poly bowl, Auto drain	3/4
P33CA14GEMNGLNW	Filter/Regulator + Lubricator, Poly bowl, Manual drain	1/2
P33CA14GEANGLNW	Filter/Regulator + Lubricator, Poly bowl, Auto drain	1/2
P33CA16GEMNGLNW	Filter/Regulator + Lubricator, Poly bowl, Manual drain	3/4
P33CA16GEANGLNW	Filter/Regulator + Lubricator, Poly bowl, Auto drain	3/4

All combination sets include round pressure gauge and mounting brackets.
Please see page 320 for Pressure Gauges.

P31TA / P32TA - Combined Soft start/Dump valve - Automatic



Part number	Type	Thread BSPP
P31TA12SGNC2CN	Solenoid (15mm) operated (24VDC inc plug) Soft start/Dump valve	1/4
P31TA12PPN	Air pilot operated Soft start/Dump valve	1/4
P32TA14SCNA2CN	Solenoid (30mm CNOM0) operated (24VDC inc plug) Soft start/Dump valve	1/2
P32TA14PPN	Air pilot operated Soft start/Dump valve	1/2

P32 units can be used in both P32 and P33 series.

P3-VA - Slide valves 2-position - 3-way (lockable)



Part number	Series	Type	Thread BSPP
P31VA12LSAN	P31	Safety lockout valve	1/4
P32VA13LSAN	P32	Safety lockout valve (Flows from LEFT to RIGHT)	3/8
P32VA13LSBN	P32	Safety lockout valve (Flows from RIGHT to LEFT)	3/8
P32VA14LSAN	P32	Safety lockout valve (Flows from LEFT to RIGHT)	1/2
P32VA14LSBN	P32	Safety lockout valve (Flows from RIGHT to LEFT)	1/2
P33VA16LSAN	P33	Safety lockout valve (Flows from LEFT to RIGHT)	3/4
P33VA16LSBN	P33	Safety lockout valve (Flows from RIGHT to LEFT)	3/4

P32 units can be used in both P32 and P33 series.

P31MA / P33MA - Manifold block



Part number	Series	Type	Thread BSPP
P31MA12022N	P31	Air "Take off" In - Out port 1/4 Top - Bottom port 1/4	1/4
P33MA16024N	P32/P33	Air "Take off" In - Out port 3/4, Top port 1/4, Bottom port 1/2	1/2

P32 units can be used in both P32 and P33 series.

P3HK / P3KK / P3MK - Options and accessories



Part number	Series	Type	Thread BSPP
P31KA00CB	P31	Body connector kit	
P31KA00MT	P31	T-bracket wall mounting kit with body connector	
P31KA00MW	P31	C-Bracket (fits to Filter and Lubricator body)	
P31KA12CP	P31	Port block kit	1/4
P31KA13CP	P31	Port block kit	3/8
P31KA00MR	P31	Angle bracket (fits to Regulator and Filter regulator body)	
P31KA00MM	P31	Panel mounting nut (aluminium)	
P32KA00CB	P32/P33	Body connector kit	
P32KA00MT	P32/P33	T-bracket wall mounting kit with body connector	
P32KA00MB	P32/P33	T-Bracket (fits to Body connector or Port block)	
P32KA12CP	P32/P33	Port block kit	1/4
P32KA13CP	P32/P33	Port block kit	3/8
P32KA14CP	P32/P33	Port block kit	1/2
P32KA16CP	P32/P33	Port block kit	3/4
P32KA00ML	P32	L-Bracket (fits to Filter and Lubricator body)	
P32KA00MR	P32	Angle bracket (fits to Regulator and Filter regulator body)	
P32KA00MM	P32	Panel mounting nut (aluminium)	
P33KA00ML	P33	L-Bracket (fits to Filter and Lubricator body)	
P33KA00MR	P33	Angle bracket (fits to Regulator and Filter regulator body)	
P33KA00MM	P33	Panel mounting nut (aluminium)	

Description:	<ul style="list-style-type: none"> Removal of bulk condensed water and liquid oil.
Operating pressure:	<ul style="list-style-type: none"> From 1 bar g (15 psi g) to 16 bar g (232 psi g).
Operating temperature:	<ul style="list-style-type: none"> From +2°C to +80°C.
Removal efficiency:	<ul style="list-style-type: none"> Better than 92% at all flow conditions.
Advantages:	<ul style="list-style-type: none"> Worldwide approvals for safety and reliability. Meets or exceeds the requirements for delivered air quality shown in all editions of ISO8573-1, the international standard for compressed air quality. Performance tested in accordance with ISO12500 and ISO8573. Performance independently validated by Lloyds Register. 10 years guarantee on filter housing.
Benefits:	<ul style="list-style-type: none"> High air quality. Low power consumption. Low CO2 emissions. Low differential pressure. Low cost of ownership.

WS - Bulk Liquid Separators (Water and Oil)



Part number	Pipe size inch	Air flow		
		L/s	m³/hr	cfm
WS010ABFX	1/4	10	36	21
WS010BBFX	3/8	10	36	21
WS010CBFX	1/2	10	36	21
WS015BBFX	3/8	40	144	85
WS020CBFX	1/2	40	144	85
WS020DBFX	3/4	40	144	85
WS020EBFX	1	40	144	85
WS025DBFX	3/4	110	396	233
WS030EBFX	1	110	396	233
WS030FBFX	1 1/4	110	396	233
WS030GBFX	1 1/2	110	396	233
WS035FBFX	1 1/4	350	1260	742
WS040GBFX	1 1/2	350	1260	742
WS045HBFX	2	350	1260	742
WS055IBFX	2 1/2	800	2880	1695
WS055JBFX	3	800	2880	1695

Stated flows are for operation at 7 bar g (100 psi g) with reference to 20°C, 1 bar a, 0% relative water vapour pressure. For flows at other pressures, please apply the correction factors shown.

Flow Correction Factors for grade WS

Line Pressure	Flow Correction Factors for grade WS																
	bar (g)	1	2	3	4	5	6	7	8	9	10	11	12	13	14	15	16
psi (g)	15	29	44	58	73	87	100	116	131	145	160	174	189	203	218	232	
Correction Factor	4.00	2.63	2.00	1.59	1.33	1.14	1.00	0.94	0.89	0.85	0.82	0.79	0.76	0.73	0.71	0.68	

Description:	<ul style="list-style-type: none"> Coalescing filter. 	Filtration efficiency:	<ul style="list-style-type: none"> 99.925%
Operating pressure:	<ul style="list-style-type: none"> From 1 bar g (15 psi g) to 16 bar g (232 psi g). 	Initial differential pressure, dry :	<ul style="list-style-type: none"> < 70 mbar (1 psi).
Operating temperature:	<ul style="list-style-type: none"> From +2°C to +80°C. 	Initial differential pressure, wet :	<ul style="list-style-type: none"> < 140 mbar (2 psi).
Particle removal (incl. water) :	<ul style="list-style-type: none"> Down to 1 micron. 	Element change frequency:	<ul style="list-style-type: none"> Every 12 months.
Maximum remaining oil content at 21°C:	<ul style="list-style-type: none"> 0.6 mg/m³ (0.5 ppm(w)). 	Precede with filtration grade:	<ul style="list-style-type: none"> WS if bulk liquid oil or water is present.
Advantages:	<ul style="list-style-type: none"> Worldwide approvals for safety and reliability. Meets or exceeds the requirements for delivered air quality shown in all editions of ISO8573-1, the international standard for compressed air quality. Performance tested in accordance with ISO12500 and ISO8573. Performance independently validated by Lloyds Register. The only filter range to offer a one year air quality guarantee. 10 years guarantee on filter housing. 		
Benefits:	<ul style="list-style-type: none"> High air quality. Low power consumption. 	<ul style="list-style-type: none"> Low CO2 emissions. Low differential pressure. 	<ul style="list-style-type: none"> Low cost of ownership.

AO - General Purpose Coalescing Filters



Part number	Pipe size inch	Air flow			Replacement elements	Quantity
		L/s	m ³ /hr	cfm		
A0005ABFX	1/4	6	22	13	005AO	1
A0005BBFX	3/8	6	22	13	005AO	1
A0005CBFX	1/2	6	22	13	005AO	1
A0010ABFX	1/4	10	36	21	010AO	1
A0010BBFX	3/8	10	36	21	010AO	1
A0010CBFX	1/2	10	36	21	010AO	1
A0015BBFX	3/8	20	72	42	015AO	1
A0015CBFX	1/2	20	72	42	015AO	1
A0020CBFX	1/2	30	108	64	020AO	1
A0020DBFX	3/4	30	108	64	020AO	1
A0020EBFX	1	30	108	64	020AO	1
A0025DBFX	3/4	60	216	127	025AO	1
A0025EBFX	1	60	216	127	025AO	1
A0030EBFX	1	110	396	233	030AO	1
A0030FBFX	1 1/4	110	396	233	030AO	1
A0030GBFX	1 1/2	110	396	233	030AO	1
A0035FBFX	1 1/4	160	576	339	035AO	1
A0035GBFX	1 1/2	160	576	339	035AO	1
A0040GBFX	1 1/2	220	792	466	040AO	1
A0040HBFX	2	220	792	466	040AO	1
A0045HBFX	2	330	1188	699	045AO	1
A0050JBFX	2 1/2	430	1548	911	050AO	1
A0050JBFX	3	430	1548	911	050AO	1
A0055JBFX	2 1/2	620	2232	1314	055AO	1
A0055JBFX	3	620	2232	1314	055AO	1

Stated flows are for operation at 7 bar g (100 psi g) with reference to 20°C, 1 bar a, 0% relative water vapour pressure. For flows at other pressures apply the correction factors shown.

Flow Correction Factors for grades AO, AA, AR, AAR, ACS																	
Line Pressure	bar (g)	1	2	3	4	5	6	7	8	9	10	11	12	13	14	15	16
	psi (g)	15	29	44	58	73	87	100	116	131	145	160	174	189	203	218	232
Correction Factor		2.65	1.87	1.53	1.32	1.18	1.08	1.00	0.94	0.88	0.84	0.80	0.76	0.73	0.71	0.68	0.66

Description:	<ul style="list-style-type: none"> Coalescing filter. 	Filtration efficiency:	<ul style="list-style-type: none"> 99.9999%
Operating pressure:	<ul style="list-style-type: none"> From 1 bar g (15 psi g) to 16 bar g (232 psi g). 	Initial differential pressure, dry :	<ul style="list-style-type: none"> < 140 mbar (2 psi).
Operating temperature:	<ul style="list-style-type: none"> From +2°C to +80°C. 	Initial differential pressure, wet :	<ul style="list-style-type: none"> < 200mbar (3 psi).
Particle removal (incl. water) :	<ul style="list-style-type: none"> Down to 0.01 micron. 	Element change frequency:	<ul style="list-style-type: none"> Every 12 months.
Maximum remaining oil content at 21°C:	<ul style="list-style-type: none"> 0.01 mg/m³ (0.01 ppm(w)). 	Precede with filtration grade:	<ul style="list-style-type: none"> AO.

Advantages:	<ul style="list-style-type: none"> Worldwide approvals for safety and reliability. Meets or exceeds the requirements for delivered air quality shown in all editions of ISO8573-1, the international standard for compressed air quality. Performance tested in accordance with ISO12500 and ISO8573. Performance independently validated by Lloyds Register. The only filter range to offer a one year air quality guarantee. 10 years guarantee on filter housing. 		
Benefits:	<ul style="list-style-type: none"> High air quality. Low power consumption. 	<ul style="list-style-type: none"> Low CO2 emissions. Low differential pressure. 	<ul style="list-style-type: none"> Low cost of ownership.

AA - High Efficiency Coalescing Filters



Part number	Pipe size inch	Air flow			Replacement elements	Quantity
		L/s	m ³ /hr	cfm		
AA005ABFX	1/4	6	22	13	005AA	1
AA005BBFX	3/8	6	22	13	005AA	1
AA005CBFX	1/2	6	22	13	005AA	1
AA010ABFX	1/4	10	36	21	010AA	1
AA010BBFX	3/8	10	36	21	010AA	1
AA010CBFX	1/2	10	36	21	010AA	1
AA015BBFX	3/8	20	72	42	015AA	1
AA015CBFX	1/2	20	72	42	015AA	1
AA020CBFX	1/2	30	108	64	020AA	1
AA020DBFX	3/4	30	108	64	020AA	1
AA020EBFX	1	30	108	64	020AA	1
AA025DBFX	3/4	60	216	127	025AA	1
AA025EBFX	1	60	216	127	025AA	1
AA030EBFX	1	110	396	233	030AA	1
AA030FBFX	1 1/4	110	396	233	030AA	1
AA030GBFX	1 1/2	110	396	233	030AA	1
AA035FBFX	1 1/4	160	576	339	035AA	1
AA035GBFX	1 1/2	160	576	339	035AA	1
AA040GBFX	1 1/2	220	792	466	040AA	1
AA040HBFX	2	220	792	466	040AA	1
AA045HBFX	2	330	1188	699	045AA	1
AA050IBFX	2 1/2	430	1548	911	050AA	1
AA050JBFX	3	430	1548	911	050AA	1
AA055IBFX	2 1/2	620	2232	1314	055AA	1
AA055JBFX	3	620	2232	1314	055AA	1

Stated flows are for operation at 7 bar g (100 psi g) with reference to 20°C, 1 bar a, 0% relative water vapour pressure. For flows at other pressures apply the correction factors shown.

Flow Correction Factors for grades AO, AA, AR, AAR, ACS																	
Line Pressure	bar (g)	1	2	3	4	5	6	7	8	9	10	11	12	13	14	15	16
	psi (g)	15	29	44	58	73	87	100	116	131	145	160	174	189	203	218	232
Correction Factor		2.65	1.87	1.53	1.32	1.18	1.08	1.00	0.94	0.88	0.84	0.80	0.76	0.73	0.71	0.68	0.66

Description:	• Dry Particulate filter.	Filtration efficiency:	• 99.925%
Operating pressure:	• From 1 bar g (15 psi g) to 16 bar g (232 psi g).	Initial differential pressure, dry :	• < 70 mbar (1 psi).
Operating temperature:	• From +2°C to +100°C.	Initial differential pressure, wet :	• N/A.
Particle removal (incl. water) :	• Down to 1 micron.	Element change frequency:	• Every 12 months.
Maximum remaining oil content at 21°C:	• N/A.	Precede with filtration grade:	• N/A.
Advantages:	<ul style="list-style-type: none"> • Worldwide approvals for safety and reliability. • Meets or exceeds the requirements for delivered air quality shown in all editions of ISO8573-1, the international standard for compressed air quality. • Performance tested in accordance with ISO12500 and ISO8573. • Performance independently validated by Lloyds Register. • The only filter range to offer a one year air quality guarantee. • 10 years guarantee on filter housing. 		
Benefits:	<ul style="list-style-type: none"> • High air quality. • Low power consumption. 	<ul style="list-style-type: none"> • Low CO2 emissions. • Low differential pressure. 	<ul style="list-style-type: none"> • Low cost of ownership.

AR - General Purpose Dry Particulate Filters



Part number	Pipe size inch	Air flow			Replacement elements	Quantity
		L/s	m³/hr	cfm		
AR005ABMX	1/4	6	22	13	005AR	1
AR005BBMX	3/8	6	22	13	005AR	1
AR005CBMX	1/2	6	22	13	005AR	1
AR010ABMX	1/4	10	36	21	010AR	1
AR010BBMX	3/8	10	36	21	010AR	1
AR010CBMX	1/2	10	36	21	010AR	1
AR015BBMX	3/8	20	72	42	015AR	1
AR015CBMX	1/2	20	72	42	015AR	1
AR020CBMX	1/2	30	108	64	020AR	1
AR020DBMX	3/4	30	108	64	020AR	1
AR020EBMX	1	30	108	64	020AR	1
AR025DBMX	3/4	60	216	127	025AR	1
AR025EBMX	1	60	216	127	025AR	1
AR030EBMX	1	110	396	233	030AR	1
AR030FBMX	1 1/4	110	396	233	030AR	1
AR030GBMX	1 1/2	110	396	233	030AR	1
AR035FBMX	1 1/4	160	576	339	035AR	1
AR035GBMX	1 1/2	160	576	339	035AR	1
AR040GBMX	1 1/2	220	792	466	040AR	1
AR040HBMX	2	220	792	466	040AR	1
AR045HBMX	2	330	1188	699	045AR	1
AR050IBMX	2 1/2	430	1548	911	050AR	1
AR050JBMX	3	430	1548	911	050AR	1
AR055IBMX	2 1/2	620	2232	1314	055AR	1
AR055JBMX	3	620	2232	1314	055AR	1

Stated flows are for operation at 7 bar g (100 psi g) with reference to 20°C, 1 bar a, 0% relative water vapour pressure. For flows at other pressures apply the correction factors shown.

Flow Correction Factors for grades AO, AA, AR, AAR, ACS																	
Line Pressure	bar (g)	1	2	3	4	5	6	7	8	9	10	11	12	13	14	15	16
	psi (g)	15	29	44	58	73	87	100	116	131	145	160	174	189	203	218	232
Correction Factor		2.65	1.87	1.53	1.32	1.18	1.08	1.00	0.94	0.88	0.84	0.80	0.76	0.73	0.71	0.68	0.66

Description:	• Dry Particulate filter.	Filtration efficiency:	• 99.9999%
Operating pressure:	• From 1 bar g (15 psi g) to 16 bar g (232 psi g).	Initial differential pressure, dry :	• < 140 mbar (2 psi).
Operating temperature:	• From +2°C to +100°C.	Initial differential pressure, wet :	• N/A.
Particle removal (incl. water) :	• Down to 0.01 micron.	Element change frequency:	• Every 12 months.
Maximum remaining oil content at 21°C:	• N/A.	Precede with filtration grade:	• AR.

- Advantages:
- Worldwide approvals for safety and reliability.
 - Meets or exceeds the requirements for delivered air quality shown in all editions of ISO8573-1, the international standard for compressed air quality.
 - Performance tested in accordance with ISO12500 and ISO8573.
 - Performance independently validated by Lloyds Register.
 - The only filter range to offer a one year air quality guarantee.
 - 10 years guarantee on filter housing.

- Benefits:
- High air quality.
 - Low CO2 emissions.
 - Low cost of ownership.
 - Low power consumption.
 - Low differential pressure.

AAR - High Efficiency Dry Particulate Filters



Part number	Pipe size inch	Air flow			Replacement elements	Quantity
		L/s	m³/hr	cfm		
AAR005ABMX	1/4	6	22	13	005AAR	1
AAR005BBMX	3/8	6	22	13	005AAR	1
AAR005CBMX	1/2	6	22	13	005AAR	1
AAR010ABMX	1/4	10	36	21	010AAR	1
AAR010BBMX	3/8	10	36	21	010AAR	1
AAR010CBMX	1/2	10	36	21	010AAR	1
AAR015BBMX	3/8	20	72	42	015AAR	1
AAR015CBMX	1/2	20	72	42	015AAR	1
AAR020CBMX	1/2	30	108	64	020AAR	1
AAR020DBMX	3/4	30	108	64	020AAR	1
AAR020EBMX	1	30	108	64	020AAR	1
AAR025DBMX	3/4	60	216	127	025AAR	1
AAR025EBMX	1	60	216	127	025AAR	1
AAR030EBMX	1	110	396	233	030AAR	1
AAR030FBMX	1 1/4	110	396	233	030AAR	1
AAR030GBMX	1 1/2	110	396	233	030AAR	1
AAR035FBMX	1 1/4	160	576	339	035AAR	1
AAR035GBMX	1 1/2	160	576	339	035AAR	1
AAR040GBMX	1 1/2	220	792	466	040AAR	1
AAR040HBMX	2	220	792	466	040AAR	1
AAR045HBMX	2	330	1188	699	045AAR	1
AAR050IBMX	2 1/2	430	1548	911	050AAR	1
AAR050JBMX	3	430	1548	911	050AAR	1
AAR055IBMX	2 1/2	620	2232	1314	055AAR	1
AAR055JBMX	3	620	2232	1314	055AAR	1

Stated flows are for operation at 7 bar g (100 psi g) with reference to 20°C, 1 bar a, 0% relative water vapour pressure. For flows at other pressures apply the correction factors shown.

Flow Correction Factors for grades AO, AA, AR, AAR, ACS

Line Pressure	bar (g)	1	2	3	4	5	6	7	8	9	10	11	12	13	14	15	16
	psi (g)	15	29	44	58	73	87	100	116	131	145	160	174	189	203	218	232
Correction Factor		2.65	1.87	1.53	1.32	1.18	1.08	1.00	0.94	0.88	0.84	0.80	0.76	0.73	0.71	0.68	0.66

Description:	<ul style="list-style-type: none"> Oil Vapour Removal filter. 	Element change frequency:	<ul style="list-style-type: none"> When oil vapour or odours are detected.
Operating pressure:	<ul style="list-style-type: none"> From 1 bar g (15 psi g) to 16 bar g (232 psi g). 	Precede with filtration grade:	<ul style="list-style-type: none"> AA.
Operating temperature:	<ul style="list-style-type: none"> From +2°C to +50°C. 	Initial differential pressure:	<ul style="list-style-type: none"> < 200 mbar (3 psi).
Maximum remaining oil content at 21°C:	<ul style="list-style-type: none"> 0.003 mg/m³ (0.003 ppm(w)). 		
Advantages:	<ul style="list-style-type: none"> Worldwide approvals for safety and reliability. Meets or exceeds the requirements for delivered air quality shown in all editions of ISO8573-1, the international standard for compressed air quality. Performance tested in accordance with ISO12500 and ISO8573. Performance independently validated by Lloyds Register. 10 years guarantee on filter housing. 		
Benefits:	<ul style="list-style-type: none"> High air quality. Low power consumption. 	<ul style="list-style-type: none"> Low CO2 emissions. Low differential pressure. 	<ul style="list-style-type: none"> Low cost of ownership.

ACS - Point of use Oil Vapour Removal Filters



Part number	Pipe size inch	Air flow			Replacement elements	Quantity
		L/s	m ³ /hr	cfm		
ACS005ABMX	1/4	6	22	13	005ACS	1
ACS005BBMX	3/8	6	22	13	005ACS	1
ACS005CBMX	1/2	6	22	13	005ACS	1
ACS010ABMX	1/4	10	36	21	010ACS	1
ACS010BBMX	3/8	10	36	21	010ACS	1
ACS010CBMX	1/2	10	36	21	010ACS	1
ACS015BBMX	3/8	20	72	42	015ACS	1
ACS015CBMX	1/2	20	72	42	015ACS	1
ACS020CBMX	1/2	30	108	64	020ACS	1
ACS020DBMX	3/4	30	108	64	020ACS	1
ACS020EBMX	1	30	108	64	020ACS	1
ACS025DBMX	3/4	60	216	127	025ACS	1
ACS025EBMX	1	60	216	127	025ACS	1
ACS030EBMX	1	110	396	233	030ACS	1
ACS030FBMX	1 1/4	110	396	233	030ACS	1
ACS030GBMX	1 1/2	110	396	233	030ACS	1
ACS035FBMX	1 1/4	160	576	339	035ACS	1
ACS035GBMX	1 1/2	160	576	339	035ACS	1
ACS040GBMX	1 1/2	220	792	466	040ACS	1
ACS040HBMX	2	220	792	466	040ACS	1
ACS045HBMX	2	330	1188	699	045ACS	1
ACS050IBMX	2 1/2	430	1548	911	050ACS	1
ACS050JBMX	3	430	1548	911	050ACS	1
ACS055IBMX	2 1/2	620	2232	1314	055ACS	1
ACS055JBMX	3	620	2232	1314	055ACS	1

Stated flows are for operation at 7 bar g (100 psi g) with reference to 20°C, 1 bar a, 0% relative water vapour pressure. For flows at other pressures apply the correction factors shown.

Flow Correction Factors for grades AO, AA, AR, AAR, ACS																	
Line Pressure	bar (g)	1	2	3	4	5	6	7	8	9	10	11	12	13	14	15	16
	psi (g)	15	29	44	58	73	87	100	116	131	145	160	174	189	203	218	232
Correction Factor		2.65	1.87	1.53	1.32	1.18	1.08	1.00	0.94	0.88	0.84	0.80	0.76	0.73	0.71	0.68	0.66

- Description:**
- Media: 96% voids volume giving high dirt holding capacity.
 - Anti re-entrainment barrier prevents oil/water carryover.
 - Air tight positive O-Ring seal prevents contamination by-pass.
 - Support media for added strength and integral pre-treatment.
 - Directly interchangeable with competitor elements.
 - Par Fit™ elements match and often surpass the efficiency of original elements.

- Advantages:**
- More than 500 competitor interchange elements.
 - High dirt holding capacity.
 - Air quality meets international standards.

- Benefits:**
- Optimal performance.
 - Low operational costs.

Par Fit™



Filter element	Competitor	Competitor part number	Parker replacement part number
Atlas Copco	DD6		PR1061300
Atlas Copco	DD13		PR1061310
Atlas Copco	DD25		PR1061320
Atlas Copco	DD40		PR1061330
Atlas Copco	DD85		PR1061340
Atlas Copco	DD195		PR1061350
Atlas Copco	DD295		PR1061360
Atlas Copco	DD400		PR1061370
Atlas Copco	DD500		PR1061380
Atlas Copco	PD6		PR1061390
Atlas Copco	PD13		PR1061400
Atlas Copco	PD25		PR1061410
Atlas Copco	PD40		PR1061420
Atlas Copco	PD85		PR1061430
Atlas Copco	PD195		PR1061440
Atlas Copco	PD295		PR1061450
Atlas Copco	PD400		PR1061460
Atlas Copco	PD500		PR1061470
Atlas Copco	QD6		PR1061480
Atlas Copco	QD13		PR1061490
Atlas Copco	QD25		PR1061500
Atlas Copco	QD40		PR1061510
Atlas Copco	QD65		PR1061520
Atlas Copco	QD85		PR1061530
Atlas Copco	QD195		PR1061540
Atlas Copco	QD295		PR1061550
Atlas Copco	QD400		PR1061560
Atlas Copco	QD500		PR1061570
Deltech Eng Ltd	8101CFE		PR1370555
Deltech Eng Ltd	8101HFD		PR1370360
Deltech Eng Ltd	8101PFD		PR1370160
Deltech Eng Ltd	8102CFE		PR1370556
Deltech Eng Ltd	8102HFD		PR1370370
Deltech Eng Ltd	8102PFD		PR1370170
Deltech Eng Ltd	8105CFE		PR1370560
Deltech Eng Ltd	8111HFD		PR1370380
Deltech Eng Ltd	8111PFD		PR1370180
Deltech Eng Ltd	8112CFE		PR1370570
Deltech Eng Ltd	8113HFD		PR1370390
Deltech Eng Ltd	8113PFD		PR1370190
Deltech Eng Ltd	8121CFE		PR1370580
Deltech Eng Ltd	850CFE		PR1370500
Deltech Eng Ltd	850HFD		PR1370300
Deltech Eng Ltd	851HFD		PR1370310

Par Fit™ (cont'd)



Filter element	Competitor	Competitor part number	Parker replacement part number
Deltech Eng Ltd	852HFD		PR1370320
Deltech Eng Ltd	852PFD		PR1370120
Deltech Eng Ltd	853CFE		PR1370510
Deltech Eng Ltd	854CFE		PR1370520
Deltech Eng Ltd	870HFD		PR1370330
Deltech Eng Ltd	870PFD		PR1370130
Deltech Eng Ltd	871HFD		PR1370340
Deltech Eng Ltd	871PFD		PR1370140
Deltech Eng Ltd	872HFD		PR1370350
Deltech Eng Ltd	872PFD		PR1370150
Deltech Eng Ltd	873CFE		PR1370530
Deltech Eng Ltd	874CFE		PR1370540
Deltech Eng Ltd	875CFE		PR1370550
Deltech Eng Ltd	D-0005-CCE		PR1372000
Deltech Eng Ltd	D-0005-CFE		PR1372150
Deltech Eng Ltd	D-0005-VFE		PR1372300
Deltech Eng Ltd	D-0010-CCE		PR1372010
Deltech Eng Ltd	D-0010-CFE		PR1372160
Deltech Eng Ltd	D-0010-VFE		PR1372310
Deltech Eng Ltd	D-0020-CCE		PR1372020
Deltech Eng Ltd	D-0020-CFE		PR1372170
Deltech Eng Ltd	D-0020-VFE		PR1372320
Deltech Eng Ltd	D-0050-CCE		PR1372030
Deltech Eng Ltd	D-0050-CFE		PR1372180
Deltech Eng Ltd	D-0050-VFE		PR1372330
Deltech Eng Ltd	D-0100-CCE		PR1372040
Deltech Eng Ltd	D-0100-CFE		PR1372190
Deltech Eng Ltd	D-0100-VFE		PR1372340
Deltech Eng Ltd	D-0175-CCE		PR1372050
Deltech Eng Ltd	D-0175-CFE		PR1372200
Deltech Eng Ltd	D-0175-VFE		PR1372350
Deltech Eng Ltd	D-0250-CCE		PR1372060
Deltech Eng Ltd	D-0250-CFE		PR1372210
Deltech Eng Ltd	D-0250-VFE		PR1372360
Deltech Eng Ltd	D-0400-CCE		PR1372070
Deltech Eng Ltd	D-0400-CFE		PR1372220
Deltech Eng Ltd	D-0400-VFE		PR1372370
Deltech Eng Ltd	D-0600-CCE		PR1372080
Deltech Eng Ltd	D-0600-CFE		PR1372230
Deltech Eng Ltd	D-0750-CCE		PR1372090
Deltech Eng Ltd	D-0750-CFE		PR1372240
Deltech Eng Ltd	D-0750-VFE		PR1372390
Deltech Eng Ltd	D-1000-CCE		PR1372100
Deltech Eng Ltd	D-1000-CFE		PR1372250
Deltech Eng Ltd	D-1000-VFE		PR1372400
Deltech Eng Ltd	D-1200-CCE		PR1372110
Deltech Eng Ltd	D-1200-CFE		PR1372260
Deltech Eng Ltd	D-600-VFE		PR1372380
Donaldson Ultrafilter	AK02/05		PR2091355
Donaldson Ultrafilter	AK02/10		PR2091360
Donaldson Ultrafilter	AK03/05		PR2091356
Donaldson Ultrafilter	AK03/10		PR2091370
Donaldson Ultrafilter	AK04/10		PR2091375
Donaldson Ultrafilter	AK04/20		PR2091380
Donaldson Ultrafilter	AK05/20		PR2091390
Donaldson Ultrafilter	AK05/25		PR2091400
Donaldson Ultrafilter	AK07/25		PR2091410

Par Fit™ (cont'd)



TREATMENT

3

COMPRESSED AIR & GAS

Filter element	Competitor	Competitor part number	Parker replacement part number
Donaldson Ultrafilter	AK07/30	AK07/30	PR2091420
Donaldson Ultrafilter	AK10/3	AK10/3	PR2090410
Donaldson Ultrafilter	AK10/30	AK10/30	PR2091430
Donaldson Ultrafilter	AK15/3	AK15/3	PR2090420
Donaldson Ultrafilter	AK15/30	AK15/30	PR2091440
Donaldson Ultrafilter	AK2/1.5	AK2/1.5	PR2090360
Donaldson Ultrafilter	AK20/3	AK20/3	PR2090430
Donaldson Ultrafilter	AK20/30	AK20/30	PR2091450
Donaldson Ultrafilter	AK3/1	AK3/1	PR2090350
Donaldson Ultrafilter	AK3/1.5	AK3/1.5	PR2090361
Donaldson Ultrafilter	AK30/3	AK30/3	PR2090440
Donaldson Ultrafilter	AK30/30	AK30/30	PR2091460
Donaldson Ultrafilter	AK30/5	AK30/5	PR2090450
Donaldson Ultrafilter	AK30/50	AK30/50	PR2091470
Donaldson Ultrafilter	AK4/1.5	AK4/1.5	PR2090370
Donaldson Ultrafilter	AK4/2.5	AK4/2.5	PR2090380
Donaldson Ultrafilter	AK5/2.5	AK5/2.5	PR2090390
Donaldson Ultrafilter	AK5/3	AK5/3	PR2090400
Donaldson Ultrafilter	FF02/05	FF02/05	PR2091115
Donaldson Ultrafilter	FF02/10	FF02/10	PR2091120
Donaldson Ultrafilter	FF03/05	FF03/05	PR2091116
Donaldson Ultrafilter	FF03/10	FF03/10	PR2091130
Donaldson Ultrafilter	FF04/10	FF04/10	PR2091135
Donaldson Ultrafilter	FF04/20	FF04/20	PR2091140
Donaldson Ultrafilter	FF05/20	FF05/20	PR2091150
Donaldson Ultrafilter	FF05/25	FF05/25	PR2091160
Donaldson Ultrafilter	FF07/25	FF07/25	PR2091170
Donaldson Ultrafilter	FF07/30	FF07/30	PR2091180
Donaldson Ultrafilter	FF10/30	FF10/30	PR2091190
Donaldson Ultrafilter	FF15/30	FF15/30	PR2091200
Donaldson Ultrafilter	FF20/30	FF20/30	PR2091210
Donaldson Ultrafilter	FF30/30	FF30/30	PR2091220
Donaldson Ultrafilter	FF30/50	FF30/50	PR2091230
Donaldson Ultrafilter	MF02/05	MF02/05	PR2091115
Donaldson Ultrafilter	MF02/10	MF02/10	PR2091120
Donaldson Ultrafilter	MF03/05	MF03/05	PR2091116
Donaldson Ultrafilter	MF03/10	MF03/10	PR2091130
Donaldson Ultrafilter	MF04/10	MF04/10	PR2091135
Donaldson Ultrafilter	MF04/20	MF04/20	PR2091140
Donaldson Ultrafilter	MF05/20	MF05/20	PR2091150
Donaldson Ultrafilter	MF05/25	MF05/25	PR2091160
Donaldson Ultrafilter	MF07/25	MF07/25	PR2091170
Donaldson Ultrafilter	MF07/30	MF07/30	PR2091180
Donaldson Ultrafilter	MF10/3	MF10/3	PR2090290
Donaldson Ultrafilter	MF10/30	MF10/30	PR2091190
Donaldson Ultrafilter	MF15/3	MF15/3	PR2090300
Donaldson Ultrafilter	MF15/30	MF15/30	PR2091200
Donaldson Ultrafilter	MF2/1.5	MF2/1.5	PR2090230
Donaldson Ultrafilter	MF20/3	MF20/3	PR2090310
Donaldson Ultrafilter	MF20/30	MF20/30	PR2091210
Donaldson Ultrafilter	MF3/1	MF3/1	PR2090220
Donaldson Ultrafilter	MF3/1.5	MF3/1.5	PR2090240
Donaldson Ultrafilter	MF30/3	MF30/3	PR2090320
Donaldson Ultrafilter	MF30/30	MF30/30	PR2091220
Donaldson Ultrafilter	MF30/5	MF30/5	PR2090340
Donaldson Ultrafilter	MF30/50	MF30/50	PR2091230
Donaldson Ultrafilter	MF4/1.5	MF4/1.5	PR2090250
Donaldson Ultrafilter	MF4/2.5	MF4/2.5	PR2090260

Par Fit™ (cont'd)



Filter element	Competitor	Competitor part number	Parker replacement part number
Donaldson Ultrafilter	MF5/2.5	MF5/2.5	PR2090270
Donaldson Ultrafilter	MF5/3	MF5/3	PR2090280
Donaldson Ultrafilter	PE02/05	PE02/05	PR2090980
Donaldson Ultrafilter	PE02/10	PE02/10	PR2091000
Donaldson Ultrafilter	PE03/05	PE03/05	PR2090990
Donaldson Ultrafilter	PE03/10	PE03/10	PR2091010
Donaldson Ultrafilter	PE04/10	PE04/10	PR2091015
Donaldson Ultrafilter	PE04/20	PE04/20	PR2091020
Donaldson Ultrafilter	PE05/20	PE05/20	PR2091030
Donaldson Ultrafilter	PE05/25	PE05/25	PR2091040
Donaldson Ultrafilter	PE07/25	PE07/25	PR2091050
Donaldson Ultrafilter	PE07/30	PE07/30	PR2091060
Donaldson Ultrafilter	PE10/30	PE10/30	PR2091070
Donaldson Ultrafilter	PE15/30	PE15/30	PR2091080
Donaldson Ultrafilter	PE20/30	PE20/30	PR2091090
Donaldson Ultrafilter	PE30/30	PE30/30	PR2091100
Donaldson Ultrafilter	PE30/50	PE30/50	PR2091110
Donaldson Ultrafilter	SMF02/05	SMF02/05	PR2091235
Donaldson Ultrafilter	SMF02/10	SMF02/10	PR2091240
Donaldson Ultrafilter	SMF03/05	SMF03/05	PR2091236
Donaldson Ultrafilter	SMF03/10	SMF03/10	PR2091250
Donaldson Ultrafilter	SMF04/10	SMF04/10	PR2091255
Donaldson Ultrafilter	SMF04/20	SMF04/20	PR2091260
Donaldson Ultrafilter	SMF05/20	SMF05/20	PR2091270
Donaldson Ultrafilter	SMF05/25	SMF05/25	PR2091280
Donaldson Ultrafilter	SMF07/25	SMF07/25	PR2091290
Donaldson Ultrafilter	SMF07/30	SMF07/30	PR2091300
Donaldson Ultrafilter	SMF10/3	SMF10/3	PR2090160
Donaldson Ultrafilter	SMF10/30	SMF10/30	PR2091310
Donaldson Ultrafilter	SMF15/3	SMF15/3	PR2090170
Donaldson Ultrafilter	SMF15/30	SMF15/30	PR2091320
Donaldson Ultrafilter	SMF2/1.5.	SMF2/1.5.	PR2090110
Donaldson Ultrafilter	SMF20/3	SMF20/3	PR2090180
Donaldson Ultrafilter	SMF20/30	SMF20/30	PR2091330
Donaldson Ultrafilter	SMF3/1	SMF3/1	PR2090100
Donaldson Ultrafilter	SMF3/1.5	SMF3/1.5	PR2090115
Donaldson Ultrafilter	SMF30/3	SMF30/3	PR2090190
Donaldson Ultrafilter	SMF30/30	SMF30/30	PR2091340
Donaldson Ultrafilter	SMF30/5	SMF30/5	PR2090210
Donaldson Ultrafilter	SMF30/50	SMF30/50	PR2091350
Donaldson Ultrafilter	SMF4/1.5.	SMF4/1.5.	PR2090120
Donaldson Ultrafilter	SMF4/2.5	SMF4/2.5	PR2090130
Donaldson Ultrafilter	SMF5/2.5	SMF5/2.5	PR2090140
Donaldson Ultrafilter	SMF5/3	SMF5/3	PR2090150
Donaldson Ultrafilter	V-10/3	V-10/3	PR2090600
Donaldson Ultrafilter	V-15/3	V-15/3	PR2090610
Donaldson Ultrafilter	V-2/1.5	V-2/1.5	PR2090563
Donaldson Ultrafilter	V-20/3	V-20/3	PR2090620
Donaldson Ultrafilter	V-3/1	V-3/1	PR2090565
Donaldson Ultrafilter	V-3/1.5	V-3/1.5	PR2090566
Donaldson Ultrafilter	V-30/3	V-30/3	PR2090630
Donaldson Ultrafilter	V-30/5	V-30/5	PR2090640
Donaldson Ultrafilter	V-4/1.5	V-4/1.5	PR2090570
Donaldson Ultrafilter	V-4/2.5	V-4/2.5	PR2090580
Donaldson Ultrafilter	V-5/2.5	V-5/2.5	PR2090588
Donaldson Ultrafilter	V-5/3	V-5/3	PR2090590
Donaldson Ultrafilter	V-PE02/05	V-PE02/05	PR2090980
Donaldson Ultrafilter	V-PE02/10	V-PE02/10	PR2091000

Par Fit™ (cont'd)



TREATMENT

3

COMPRESSED AIR & GAS

Filter element	Competitor	Competitor part number	Parker replacement part number
Donaldson Ultrafilter	V-PE03/05		PR2090990
Donaldson Ultrafilter	V-PE03/10		PR2091010
Donaldson Ultrafilter	V-PE04/10		PR2091015
Donaldson Ultrafilter	V-PE04/20		PR2091020
Donaldson Ultrafilter	V-PE05/20		PR2091030
Donaldson Ultrafilter	V-PE05/25		PR2091040
Donaldson Ultrafilter	V-PE07/25		PR2091050
Donaldson Ultrafilter	V-PE07/30		PR2091060
Donaldson Ultrafilter	V-PE10/30		PR2091070
Donaldson Ultrafilter	V-PE15/30		PR2091080
Donaldson Ultrafilter	V-PE20/30		PR2091090
Donaldson Ultrafilter	V-PE30/30		PR2091100
Donaldson Ultrafilter	V-PE30/50		PR2091110
Hankison Ltd	E-1-12		PR1690500
Hankison Ltd	E-1-16		PR1690510
Hankison Ltd	E-1-20		PR1690520
Hankison Ltd	E-1-24		PR1690530
Hankison Ltd	E-1-28		PR1690540
Hankison Ltd	E-1-32		PR1690550
Hankison Ltd	E-1-36		PR1690560
Hankison Ltd	E-1-40		PR1690570
Hankison Ltd	E-1-44		PR1690580
Hankison Ltd	E-1-48		PR1690590
Hankison Ltd	E-1-52		PR1690600
Hankison Ltd	E-1-54		PR1690610
Hankison Ltd	E-3-12		PR1690900
Hankison Ltd	E-3-16		PR1690910
Hankison Ltd	E-3-20		PR1690920
Hankison Ltd	E-3-24		PR1690930
Hankison Ltd	E-3-28		PR1690940
Hankison Ltd	E-3-32		PR1690950
Hankison Ltd	E-3-36		PR1690960
Hankison Ltd	E-3-40		PR1690970
Hankison Ltd	E-3-44		PR1690980
Hankison Ltd	E-3-48		PR1690990
Hankison Ltd	E-3-52		PR1691000
Hankison Ltd	E-3-54		PR1691010
Hankison Ltd	E-5-12		PR1690300
Hankison Ltd	E-5-16		PR1690310
Hankison Ltd	E-5-20		PR1690320
Hankison Ltd	E-5-24		PR1690330
Hankison Ltd	E-5-28		PR1690340
Hankison Ltd	E-5-32		PR1690350
Hankison Ltd	E-5-36		PR1690360
Hankison Ltd	E-5-40		PR1690370
Hankison Ltd	E-5-44		PR1690380
Hankison Ltd	E-5-48		PR1690390
Hankison Ltd	E-5-52		PR1690400
Hankison Ltd	E-5-54		PR1690410
Hankison Ltd	E-7-12		PR1690100
Hankison Ltd	E-7-16		PR1690110
Hankison Ltd	E-7-20		PR1690120
Hankison Ltd	E-7-24		PR1690130
Hankison Ltd	E-7-28		PR1690140
Hankison Ltd	E-7-32		PR1690150
Hankison Ltd	E-7-36		PR1690160
Hankison Ltd	E-7-40		PR1690170
Hankison Ltd	E-7-44		PR1690180

Par Fit™ (cont'd)



Filter element Competitor	Competitor part number	Parker replacement part number
Hankison Ltd	E-7-48	PR1690190
Hankison Ltd	E-7-52	PR1690200
Hankison Ltd	E-7-54	PR1690210
Hankison Ltd	E-9-12	PR1690700
Hankison Ltd	E-9-16	PR1690710
Hankison Ltd	E-9-20	PR1690720
Hankison Ltd	E-9-24	PR1690730
Hankison Ltd	E-9-28	PR1690740
Hankison Ltd	E-9-32	PR1690750
Hankison Ltd	E-9-36	PR1690760
Hankison Ltd	E-9-40	PR1690770
Hankison Ltd	E-9-44	PR1690780
Hankison Ltd	E-9-48	PR1690790
Hankison Ltd	E-9-52	PR1690800
Hankison Ltd	E-9-54	PR1690810
Kaeser	9.2100.0	PR1240100
Kaeser	9.2101.0	PR1240110
Kaeser	9.2102.0	PR1240120
Kaeser	9.2103.0	PR1240130
Kaeser	9.2104.0	PR1240140
Kaeser	9.2105.0	PR1240150
Kaeser	9.2106.0	PR1240160
Kaeser	9.2107.0	PR1240170
Kaeser	9.2108.0	PR1240180
Kaeser	9.2109.0	PR1240190
Kaeser	9.2111.0	PR2091010
Kaeser	9.2112.0	PR2091020
Kaeser	9.2113.0	PR2091030
Kaeser	9.2114.0	PR2091040
Kaeser	9.2115.0	PR2091050
Kaeser	9.2116.0	PR2091060
Kaeser	9.2117.0	PR2091070
Kaeser	9.2118.0	PR2091080
Kaeser	9.2119.0	PR2091090
Kaeser	9.2120.0	PR2091100
Kaeser	9.2121.0	PR2091110
Kaeser	9.2122.0	PR2090980
Kaeser	9.2123.0	PR2090990
Kaeser	9.2124.0	PR2091015
Kaeser	9.2125.0	PR1240200
Kaeser	9.2126.0	PR1240210
Kaeser	9.2127.0	PR1240220
Kaeser	9.2128.0	PR1240230
Kaeser	9.2129.0	PR1240240
Kaeser	9.2130.0	PR1240250
Kaeser	9.2131.0	PR1240260
Kaeser	9.2132.0	PR1240270
Kaeser	9.2133.0	PR1240280
Kaeser	9.2134.0	PR1240290
Kaeser	9.2136.0	PR2091250
Kaeser	9.2137.0	PR2091260
Kaeser	9.2138.0	PR2091270
Kaeser	9.2139.0	PR2091280
Kaeser	9.2140.0	PR2091290
Kaeser	9.2141.0	PR2091300
Kaeser	9.2142.0	PR2091310
Kaeser	9.2143.0	PR2091320
Kaeser	9.2144.0	PR2091330

Par Fit™ (cont'd)



TREATMENT

3

COMPRESSED AIR & GAS

Filter element Competitor	Competitor part number	Parker replacement part number
Kaeser	9.2145.0	PR2091340
Kaeser	9.2146.0	PR2091350
Kaeser	9.2147.0	PR2091235
Kaeser	9.2148.0	PR2091236
Kaeser	9.2149.0	PR2091255
Kaeser	9.2150.0	PR1240300
Kaeser	9.2151.0	PR1240310
Kaeser	9.2152.0	PR1240320
Kaeser	9.2153.0	PR1240330
Kaeser	9.2154.0	PR1240340
Kaeser	9.2155.0	PR1240350
Kaeser	9.2156.0	PR1240360
Kaeser	9.2157.0	PR1240370
Kaeser	9.2158.0	PR1240380
Kaeser	9.2159.0	PR1240390
Kaeser	9.2161.0	PR2091370
Kaeser	9.2162.0	PR2091380
Kaeser	9.2163.0	PR2091390
Kaeser	9.2164.0	PR2091400
Kaeser	9.2165.0	PR2091410
Kaeser	9.2166.0	PR2091420
Kaeser	9.2167.0	PR2091430
Kaeser	9.2168.0	PR2091440
Kaeser	9.2169.0	PR2091450
Kaeser	9.2170.0	PR2091460
Kaeser	9.2171.0	PR2091470
Kaeser	9.2172.0	PR2091355
Kaeser	9.2173.0	PR2091356
Kaeser	9.2174.0	PR2091375
Kaeser	9.4812.0	PR1690700
Kaeser	9.4813.0	PR1690710
Kaeser	9.4814.0	PR1690720
Kaeser	9.4815.0	PR1690730
Kaeser	9.4816.0	PR1690740
Kaeser	9.4817.0	PR1690750
Kaeser	9.4818.0	PR1690760
Kaeser	9.4819.0	PR1690770
Kaeser	9.4820.0	PR1690780
Kaeser	9.4821.0	PR1690790
Kaeser	9.4822.0	PR1690800
Kaeser	9.4823.0	PR1690810
Kaeser	9.4824.0	PR1690100
Kaeser	9.4825.0	PR1690110
Kaeser	9.4826.0	PR1690120
Kaeser	9.4827.0	PR1690130
Kaeser	9.4828.0	PR1690140
Kaeser	9.4829.0	PR1690150
Kaeser	9.4830.0	PR1690160
Kaeser	9.4831.0	PR1690170
Kaeser	9.4832.0	PR1690180
Kaeser	9.4833.0	PR1690190
Kaeser	9.4834.0	PR1690200
Kaeser	9.4835.0	PR1690210
Kaeser	9.4836.0	PR1690100
Kaeser	9.4837.0	PR1690110
Kaeser	9.4838.0	PR1690120
Kaeser	9.4839.0	PR1690130
Kaeser	9.4840.0	PR1690140

Par Fit™ (cont'd)



Filter element	Competitor	Competitor part number	Parker replacement part number
	Kaeser	9.4841.0	PR1690150
	Kaeser	9.4842.0	PR1690160
	Kaeser	9.4843.0	PR1690170
	Kaeser	9.4844.0	PR1690180
	Kaeser	9.4845.0	PR1690190
	Kaeser	9.4846.0	PR1690200
	Kaeser	9.4847.0	PR1690210
	Kaeser	9.4860.0	PR1690300
	Kaeser	9.4861.0	PR1690310
	Kaeser	9.4862.0	PR1690320
	Kaeser	9.4863.0	PR1690330
	Kaeser	9.4864.0	PR1690340
	Kaeser	9.4865.0	PR1690350
	Kaeser	9.4866.0	PR1690360
	Kaeser	9.4867.0	PR1690370
	Kaeser	9.4868.0	PR1690380
	Kaeser	9.4869.0	PR1690390
	Kaeser	9.4870.0	PR1690400
	Kaeser	9.4871.0	PR1690410
	Kaeser	9.4884.0	PR1690500
	Kaeser	9.4885.0	PR1690510
	Kaeser	9.4886.0	PR1690520
	Kaeser	9.4887.0	PR1690530
	Kaeser	9.4888.0	PR1690540
	Kaeser	9.4889.0	PR1690550
	Kaeser	9.4890.0	PR1690560
	Kaeser	9.4891.0	PR1690570
	Kaeser	9.4892.0	PR1690580
	Kaeser	9.4893.0	PR1690590
	Kaeser	9.4894.0	PR1690600
	Kaeser	9.4895.0	PR1690610
	Walker Filtration Ltd	E01AC	PR1360700
	Walker Filtration Ltd	E02AC	PR1360710
	Walker Filtration Ltd	E103AC	PR1360800
	Walker Filtration Ltd	E103X1	PR1360380
	Walker Filtration Ltd	E103X25	PR1360180
	Walker Filtration Ltd	E103X5	PR1360380
	Walker Filtration Ltd	E103XA	PR1360580
	Walker Filtration Ltd	E123AC	PR1360810
	Walker Filtration Ltd	E123X1	PR1360390
	Walker Filtration Ltd	E123X25	PR1360190
	Walker Filtration Ltd	E123X5	PR1360390
	Walker Filtration Ltd	E123XA	PR1360590
	Walker Filtration Ltd	E1251AC	PR1360821
	Walker Filtration Ltd	E1251X1	PR1360401
	Walker Filtration Ltd	E1251X25	PR1360201
	Walker Filtration Ltd	E1251X5	PR1360401
	Walker Filtration Ltd	E1251XA	PR1360601
	Walker Filtration Ltd	E125AC	PR1360820
	Walker Filtration Ltd	E125X1	PR1360400
	Walker Filtration Ltd	E125X25	PR1360200
	Walker Filtration Ltd	E125X5	PR1360400
	Walker Filtration Ltd	E125XA	PR1360600
	Walker Filtration Ltd	E1261X1	PR1361190
	Walker Filtration Ltd	E1261X25	PR1361090
	Walker Filtration Ltd	E1261X5	PR1361190
	Walker Filtration Ltd	E1261XA	PR1361290
	Walker Filtration Ltd	E127AC	PR1360830

Par Fit™ (cont'd)



Filter element Competitor	Competitor part number	Parker replacement part number
Walker Filtration Ltd	E127X1	PR1360410
Walker Filtration Ltd	E127X25	PR1360210
Walker Filtration Ltd	E127X5	PR1360410
Walker Filtration Ltd	E127XA	PR1360610
Walker Filtration Ltd	E1281X1	PR1361195
Walker Filtration Ltd	E1281X5	PR1361195
Walker Filtration Ltd	E1281XA	PR1361295
Walker Filtration Ltd	E128AC	PR1360840
Walker Filtration Ltd	E128X1	PR1360420
Walker Filtration Ltd	E128X25	PR1360220
Walker Filtration Ltd	E128X5	PR1360420
Walker Filtration Ltd	E128XA	PR1360620
Walker Filtration Ltd	E135X1	PR1360480
Walker Filtration Ltd	E135X5	PR1360480
Walker Filtration Ltd	E135XA	PR1360680
Walker Filtration Ltd	E137AC	PR1360880
Walker Filtration Ltd	E137X1	PR1360460
Walker Filtration Ltd	E137X25	PR1360260
Walker Filtration Ltd	E137X5	PR1360460
Walker Filtration Ltd	E137XA	PR1360660
Walker Filtration Ltd	E138AC	PR1360890
Walker Filtration Ltd	E138X1	PR1360470
Walker Filtration Ltd	E138X25	PR1360270
Walker Filtration Ltd	E138X5	PR1360470
Walker Filtration Ltd	E361AC	PR1361310
Walker Filtration Ltd	E361X1	PR1361110
Walker Filtration Ltd	E361X25	PR1361010
Walker Filtration Ltd	E361X5	PR1361110
Walker Filtration Ltd	E361XA	PR1361210
Walker Filtration Ltd	E371X1	PR1361120
Walker Filtration Ltd	E371X25	PR1361020
Walker Filtration Ltd	E371X5	PR1361120
Walker Filtration Ltd	E371XA	PR1361220
Walker Filtration Ltd	E50AC	PR1360720
Walker Filtration Ltd	E50X1	PR1360300
Walker Filtration Ltd	E50X25	PR1360100
Walker Filtration Ltd	E50X5	PR1360300
Walker Filtration Ltd	E50XA	PR1360500
Walker Filtration Ltd	E511X1	PR1361130
Walker Filtration Ltd	E511X25	PR1361030
Walker Filtration Ltd	E511X5	PR1361130
Walker Filtration Ltd	E511XA	PR1361230
Walker Filtration Ltd	E51AC	PR1360730
Walker Filtration Ltd	E51X1	PR1360310
Walker Filtration Ltd	E51X25	PR1360110
Walker Filtration Ltd	E51X5	PR1360310
Walker Filtration Ltd	E51XA	PR1360510
Walker Filtration Ltd	E52AC	PR1360740
Walker Filtration Ltd	E52X1	PR1360320
Walker Filtration Ltd	E52X25	PR1360120
Walker Filtration Ltd	E52X5	PR1360320
Walker Filtration Ltd	E52XA	PR1360520
Walker Filtration Ltd	E711AC	PR1361340
Walker Filtration Ltd	E711X1	PR1361140
Walker Filtration Ltd	E711X5	PR1361140

Par Fit™ (cont'd)



Filter element	Competitor	Competitor part number	Parker replacement part number
Walker Filtration Ltd	E711XA		PR1361240
Walker Filtration Ltd	E71AC		PR1360750
Walker Filtration Ltd	E71X1		PR1360330
Walker Filtration Ltd	E71X25		PR1360130
Walker Filtration Ltd	E71X5		PR1360330
Walker Filtration Ltd	E71XA		PR1360530
Walker Filtration Ltd	E731AC		PR1360910
Walker Filtration Ltd	E731X1		PR1360490
Walker Filtration Ltd	E731X5		PR1360490
Walker Filtration Ltd	E731XA		PR1360690
Walker Filtration Ltd	E73AC		PR1360760
Walker Filtration Ltd	E73X1		PR1360340
Walker Filtration Ltd	E73X25		PR1360140
Walker Filtration Ltd	E73X5		PR1360340
Walker Filtration Ltd	E73XA		PR1360540
Walker Filtration Ltd	E811AC		PR1361350
Walker Filtration Ltd	E811X1		PR1361150
Walker Filtration Ltd	E811X5		PR1361150
Walker Filtration Ltd	E811XA		PR1361250
Walker Filtration Ltd	E81AC		PR1360770
Walker Filtration Ltd	E81X1		PR1360350
Walker Filtration Ltd	E81X25		PR1360150
Walker Filtration Ltd	E81X5		PR1360350
Walker Filtration Ltd	E81XA		PR1360550
Walker Filtration Ltd	E821AC		PR1361360
Walker Filtration Ltd	E821X1		PR1361160
Walker Filtration Ltd	E821X25		PR1361060
Walker Filtration Ltd	E821X5		PR1361160
Walker Filtration Ltd	E821XA		PR1361260
Walker Filtration Ltd	E830AC		PR1360850
Walker Filtration Ltd	E830X1		PR1360430
Walker Filtration Ltd	E830X25		PR1360230
Walker Filtration Ltd	E830X5		PR1360430
Walker Filtration Ltd	E830XA		PR1360630
Walker Filtration Ltd	E831AC		PR1360790
Walker Filtration Ltd	E831X1		PR1360370
Walker Filtration Ltd	E831X25		PR1360170
Walker Filtration Ltd	E831X5		PR1360370
Walker Filtration Ltd	E831XA		PR1360570
Walker Filtration Ltd	E83A0		PR1360360
Walker Filtration Ltd	E83AC		PR1360780
Walker Filtration Ltd	E83X25		PR1360160
Walker Filtration Ltd	E83XA		PR1360560
Walker Filtration Ltd	E851X1		PR1361170
Walker Filtration Ltd	E851X5		PR1361170
Walker Filtration Ltd	E851XA		PR1361270
Walker Filtration Ltd	E86AC		PR1360860
Walker Filtration Ltd	E86X1		PR1360440
Walker Filtration Ltd	E86X25		PR1360240
Walker Filtration Ltd	E86X5		PR1360440
Walker Filtration Ltd	E86XA		PR1360640
Walker Filtration Ltd	E87AC		PR1360870
Walker Filtration Ltd	E87X25		PR1360250
Walker Filtration Ltd	E87XA		PR1360650

BUILD

YOUR OWN AIRLINE

... JUST PLUG AND PLAY



Parker Transair®

Maybe you thought that installing a compressed air or inert gas supply system was complicated, difficult to maintain and expensive.

You might change your mind with a Transair system from Parker.

You can install the network yourself and configure it the way you want.

Easy to assemble and pull apart, a Transair system evolves to suit your changing needs.

Just add pressure and it's up and running.

For more information or to locate your nearest ParkerStore, visit www.parkerstore.com.



- Description: • Transair® pipe diameter 16.5 to 40 mm.
- Material: • Aluminium.
- Recommended fluids: • Compressed air, vacuum, nitrogen, argon.
- Operating pressure: • 13 bar from -20°C to +60°C.
• 16 bar from -20°C to +45°C.
- Operating temperature: • -20°C to +60°C.
- Vacuum: • 98.7 % (13 mbar absolute pressure)

- Advantages: • Lightweight.
• Blue Qualicoat certified painting.
- Benefits: • Easy handling.
• High resistance to corrosion.

1003 - Rigid Aluminium Pipe



Part number	Tube Inside Diameter		Tube Outside Diameter	Length	Weight	Quantity
	inch	mm	mm			
1003A17 04 00	1/2	13	16.5	3	0.660	10
1003A25 04 00	1	22	25	3	1.040	6
1003A40 04 00	1 1/2	37	40	3	1.200	6

Description: • The Transair® pipe-to-pipe and stud connectors range provides versatility of design and helps to overcome constraints often encountered with the structure of industrial buildings.

Material: • Engineering grade plastic.

Recommended fluids: • Compressed air, vacuum, nitrogen, argon.

Operating pressure: • 13 bar from -20°C to +60°C / 16 bar from -20°C to +45°C.

Operating temperature: • -20°C to +60°C.

Vacuum: • 98.7 % (13 mbar absolute pressure).

Advantages: • Quick connection.
• Full flow design.
• Dismountable and reusable components.
• Non inflammable materials (UL94-HB standard).

Benefits: • High resistance to aggressive environments.

6602 - Equal elbow 90°



Part number	DN mm	Weight kg	Quantity
6602 17 00	16.5	0.064	5
6602 25 00 50	25	0.125	20
6602 40 00 50	40	0.405	25

6612 - Elbow 45°



Part number	DN mm	Weight kg	Quantity
6612 25 00	25	0.114	5
6612 40 00	40	0.370	5

6604 - Equal tee



Part number	DN mm	Weight kg	Quantity
6604 17 00	16.5	0.100	2
6604 25 00	25	0.180	2
6604 40 00	40	0.585	2

6606 - Pipe-to-pipe connector



Part number	DN mm	Weight kg	Quantity
6606 17 00	16.5	0.066	5
6606 25 00 50	25	0.130	25
6606 40 00 50	40	0.395	20

6625 - Vented End cap



Part number	DN mm	Weight kg	Quantity
6625 17 00	16.5	0.146	1
6625 25 00	25	0.061	1
6625 40 00	40	0.190	1

6666 - Plug-in Reducer



Part number	DN mm	Inside Diameter mm	Weight kg	Quantity
6666 17 25	25	16.5	0.052	1
6666 25 40	40	25	0.124	1

6605 - Male Stud Fitting BSP Taper



Part number	DN mm	Thread BSPT	Weight kg	Quantity
6605 17 21	16.5	R1/2	0.110	1
6605 25 21	25	R1/2	0.160	1
6605 25 27	25	R3/4	0.175	1
6605 25 34	25	R1	0.232	1
6605 40 34	40	R1	0.600	1
6605 40 42	40	R1 1/4	0.530	1
6605 40 49	40	R1 1/2	0.624	1

6609 - Equal elbow 90° BSP Taper



Part number	DN mm	Thread BSPT	Weight kg	Quantity
6609 17 21	16.5	R1/2	0.140	1
6609 25 21	25	R1/2	0.230	2
6609 25 27	25	R3/4	0.240	2
6609 40 42	40	R1 1/4	0.820	1
6609 40 49	40	R1 1/2	0.820	1

6639 - 1 Port 45° Threaded Wall Bracket Fem. Parallel.



Part number	DN mm	Thread BSPT	Weight kg	Quantity
6639 17 21	16.5	G1/2	0.540	1
6639 25 21	25	G1/2	0.540	1

6682 - 2 Port 45° Threaded Wall Bracket Fem. Parallel.



Part number	DN mm	Thread BSPT	Weight kg	Quantity
6682 17 21	16.5	G1/2	0.680	1
6682 25 21	25	G1/2	0.680	1

6695 - 3 Port Threaded Wall Bracket Fem. Parallel.



Part number	DN mm	Thread BSPT	Weight kg	Quantity
6695 25 21	25	G1/2	0.740	1

Description:	<ul style="list-style-type: none"> • Transair® ball valves placed regularly throughout the network and at key locations, such as compressor outlets and upstream of pneumatic tools, allow ease of system isolation and pipe work reconfiguration / maintenance.
Material:	<ul style="list-style-type: none"> • Plated brass and engineering grade plastic.
Recommended fluids:	<ul style="list-style-type: none"> • Compressed air, vacuum, nitrogen, argon.
Operating pressure:	<ul style="list-style-type: none"> • 13 bar from -20°C to +60°C / 16 bar from -20°C to +45°C.
Operating temperature:	<ul style="list-style-type: none"> • -20°C to +60°C.
Vacuum:	<ul style="list-style-type: none"> • 98.7 % (13 mbar absolute pressure).

Advantages:	<ul style="list-style-type: none"> • Quick connection.
Benefits:	<ul style="list-style-type: none"> • Resistant to aggressive environments.

4002 - Double female valve



Part number	DN mm	Weight kg	Quantity
4002 40 00	40	0.655	2

4089 - Double female, vented



Part number	DN mm	Weight kg	Quantity
4089 17 00	16.5	0.362	2
4089 25 00	25	1.08	2

- Description:**
- Transair® accessories used for suspension of pipes, from walls, partitions, beams, cable trays, Canalis electrical installations, etc., vertically or horizontally.
- Benefits:**
- Easy adaptation for all pipework configurations.
 - Perfectly adapted for use with Transair® networks.

6697 - Fixing Clip for rigid pipe



Part number	DN mm	Thread Metric	Weight kg	Quantity
6697 17 00	16.5	M6x1	0.027	15
6697 25 00 50	25	M6x1	0.030	60
6697 40 00 50	40	M6x1	0.035	60

6697 - Clip Adaptor for threaded rod



Part number	Thread Metric	Weight kg	Quantity
6697 00 01	M8x1.25	0.035	15
6697 00 02	M10x1.5	0.055	15

6698 - Pipe Cutter for rigid aluminium pipe



Part number	Weight kg	Quantity
6698 03 01	0.886	1

EW08 - Spare Rotary cutter blade



Part number	Weight kg	Quantity
EW08 00 99	0.01	2

6698 - Chamfer Tool for rigid aluminium pipe



Part number	Weight kg	Quantity
6698 04 01	0.1	1

6698 - Deburring Tool for rigid aluminium pipe



Part number	Weight kg	Quantity
6698 04 02	0.026	5

6698 - Marking Tool



Part number	Weight kg	Quantity
6698 04 03	0.042	1

NITROGEN IS ESSENTIAL FOR THE LIFE OF YOUR TYRES



Parker TyreSaver™

By replacing the air in your vehicle's tyres with nitrogen, you can reduce your fuel consumption by up to 7% and increase the life of your tyre by up to 25%.

You can also improve the safety of your vehicles and your passengers.

Parker offers a complete range of tyre inflation systems that produce nitrogen from compressed air. Install one today and start reducing your operating costs.

For more information or to locate your nearest ParkerStore, visit www.parkerstore.com.



Description:	<ul style="list-style-type: none"> Nitrogen tyre inflator, the cost-effective, reliable and safe solution for inflating wide-ranging vehicle tyres.
Operating temperature:	<ul style="list-style-type: none"> From -20 to +50°C.
Capacity Nitrogen (N2):	<ul style="list-style-type: none"> 3100 NI/hr at 20°C average at 10 bar g inlet pressure.
Min. air inlet pressure:	<ul style="list-style-type: none"> 5 to 11 bar g.
Applications:	<ul style="list-style-type: none"> Nitrogen tyre inflation keeps tyres at a constant pressure for a longer period, reducing CO² emission, increasing safety and handling.
Advantages:	<ul style="list-style-type: none"> Robust, lightweight and mobile.
Benefits:	<ul style="list-style-type: none"> Convenient and safe. Helps increasing customer loyalty. Low investment costs. Fast ROI.

TyreSaver™



Part number	Type
159.004787	Standard version
159.005304	incl. pressure gauge add on, obligatory for France, Germany, Austria, Switzerland, Portugal and Czech Republic.
159.004785	TyreSaver™ 3.0 cartridge

WATER IN THE WRONG PLACE MEANS TROUBLE...



Parker Hiross Zander

Eliminating condensation and moisture from your air distribution network is essential. Hiross Zander dryers from Parker use cold regenerated absorption technology to bring you unmatched results by reducing residual moisture at a pressure dewpoint down to -70°C and residual oil fraction down to 0.003 mg/m^3 . They're highly cost-effective and simple to use. Just connect the dryer to your air network, power up and away you go. Your ParkerStore will guide you to the technology expert.

For more information or to locate your nearest ParkerStore, visit www.parkerstore.com.



PARKERSTORE SERVICES



HOSE ASSEMBLIES REDUCE YOUR DOWN TIME



A blown hose costs time and money. Every ParkerStore has a hydraulic hose assembly workshop to help you get up and running again fast. Our dedicated service can draw from a wide stock of genuine Parker components – adapters, couplers, fluids, filters and accessories – to build a custom solution to your problem, while you wait!

For more information or to locate your nearest ParkerStore, visit www.parkerstore.com.

PARKER TRACKING SYSTEM

THE QUICKEST WAY TO GET

HIGH

QUALITY

REPLACEMENT

HOSE ASSEMBLIES



The Parker Tracking System (PTS) is a simple and effective way of keeping track of hydraulic hose assemblies. A durable PTS label which carries an 8-digit code, is applied to each component. This gives it an identity as unique as any fingerprint, that affords full traceability of date, place and configuration of manufacture.

Just give this code to a ParkerStore and you will have the exact equivalent assembly, while you wait.

For more information or to locate your nearest ParkerStore, visit www.parkerstore.com.

PARKERSTORE CONTAINERS GET YOUR PARKERSTORE ON SITE



If you have an important Off-Road project, when breakdowns occur, the downtime may be very serious with a direct impact on your schedule and costs. Become self-sufficient by installing a ParkerStore container, a customised workshop and equipped according to the needs of your site. You can store and replace hydraulic or pneumatic components whenever you need to. So don't wait anymore to get your ParkerStore on site.

For more information or to locate your nearest ParkerStore, visit www.parkerstore.com.

HOSE DOCTOR INTERVENTION ON SITE IN LESS THAN ONE HOUR

24 HOURS A DAY, 7 DAYS A WEEK




When a hose blows and you can't come to us, let us come to you. The ParkerStore HOSE DOCTOR® is a mobile workshop equipped with all the hoses, fittings, adapters and accessories to get you back up and running in no time. ParkerStore HOSE DOCTOR® can be with you, on site, every day of the year.

For more information or to locate your nearest ParkerStore, visit www.parkerstore.com.



SPECIAL SYSTEMS YOUR INDUSTRIAL TAILORMADE SPECIALIST



Need a special system? We can produce made-to-order parts to your drawings. We design and manufacture bespoke systems to meet your specific needs.

Working closely with you, our dedicated team will assess your objectives, provide well-considered advice, and build cost-effective solutions.

For more information or to locate your nearest ParkerStore, visit www.parkerstore.com.

TECHNICAL TRAININGS & SEMINARS

BECOME AN EXPERT IN HYDRAULIC & PNEUMATIC TECHNOLOGIES



You may recognise ParkerStore as a specialist in fluid transfer. Did you know that your ParkerStore is also a specialist in knowledge transfer?

We can organise training courses and technical seminars for your staff on topics such as thread identification, hydraulic fluid and safe working practices.

For more information or to locate your nearest ParkerStore, visit www.parkerstore.com.



Internet: www.parkerstore.com

Industrial Hose



Push-Lok® - p. 354



Python Multi-purpose Hose - p. 372

Rubber Hose & Fittings

- Pneumatic/Water Hose & Fittings 354

Industrial Hose & Couplings

- Oil and Fuel Hose 360
- Automotive and Boat Hose 362
- Gas Hose 363
- Water Hose 365
- Hot Water and Steam Hose 366
- Acid and Chemical Hose 367
- Material Handling Hose 368
- Food and Beverage Hose 369
- Ducting Hose 371
- Multi-purpose Hose 372

Construction:	<ul style="list-style-type: none"> • Tube: synthetic rubber. • Reinforcement: high tensile textile layer. • Cover: high performance synthetic rubber in different colours.
Recommended fluids:	<ul style="list-style-type: none"> • Mineral based hydraulic fluids and lubricating oils, air, water, water-emulsion, coolant and antifreeze.
Operating temperature:	<ul style="list-style-type: none"> • From -40°C up to +100°C. (Air max. +70°C, Water max. +85°C).
Burst pressure:	<ul style="list-style-type: none"> • Operating pressure x 4.
Fitting series:	<ul style="list-style-type: none"> • 82
Applications:	<ul style="list-style-type: none"> • All markets e. g. general industrial and maintenance applications. • Not permitted for use in air brake systems. Not suitable for high dynamic pulsation systems. • Not recommended for motor fuels (petrol, diesel etc.).

Advantages:	<ul style="list-style-type: none"> • Very flexible, wide range of colours, available up to size -16.
Benefits:	<ul style="list-style-type: none"> • Low-price product for applications within smooth environmental conditions.

801Plus - Push-Lok® hose for a variety of applications



Part number	Hose Inside Diameter				Outside Diameter mm	Operating Pressure		Bend radius mm	Vacuum kPa
	DN	inch	Size	mm		psi	Mpa		
801-4-XXX-RL	6	1/4	-04	6.3	12.7	350	2.4	65	95
801-6-XXX-RL	10	3/8	-06	9.5	15.9	350	2.4	75	95
801-8-XXX-RL	12	1/2	-08	12.7	19.8	300	2.1	125	95
801-10-XXX-RL	16	5/8	-10	15.9	23.0	300	2.1	150	51
801-12-XXX-RL	20	3/4	-12	19.1	26.2	300	2.1	180	51
801-16-XXX-RL	25	1	-16	25.4	32.5	200	1.4	250	51

Note: when ordering, specify Push-Lok® hose part number, followed by size, followed by colour.

Example with 801-4-XXX-RL XXX => BLK = black, BLU = blue, RED = red, GRN = green.

Example: 801-4-GRN-RL (green), RL = only available on reels, 801-16-RL is only available in grey or black.

Construction:	<ul style="list-style-type: none"> • Tube: synthetic PKR rubber. • Reinforcement: high tensile textile layer. • Cover: blue synthetic PKR rubber
Recommended fluids:	<ul style="list-style-type: none"> • Mineral based hydraulic and lubricating oils, coolant, antifreeze, air, water and water-oil-emulsions.
Operating temperature:	<ul style="list-style-type: none"> • From -48°C up to +150°C. (Air max. +100°C, Water max. +85°C).
Fitting series:	<ul style="list-style-type: none"> • 82
Applications:	<ul style="list-style-type: none"> • Special high temperature applications. • Not permitted for use in air brake systems. Not suitable for high dynamic pulsation systems. • Not recommended for fuels (petrol, diesel, etc.)
Advantages:	<ul style="list-style-type: none"> • Max. oil temperature up to +150°C, blue hose cover.
Benefits:	<ul style="list-style-type: none"> • Ideal for applications with high oil temperatures.

836 - Push-Lok® hose



Part number	Hose Inside Diameter				Outside Diameter mm	Operating Pressure		Bend radius mm	Vacuum kPa
	DN	inch	Size	mm		psi	Mpa		
836-4-RL	6	1/4	-04	6.3	12.7	250	1.7	65	6.8
836-6-RL	10	3/8	-06	9.5	15.7	250	1.7	75	6.8
836-8-RL	12	1/2	-08	12.7	19.8	250	1.7	130	6.8
836-10-RL	16	5/8	-10	15.9	23.1	250	1.7	150	6.8
836-12-RL	20	3/4	-12	19.1	26.2	250	1.7	180	6.8

The vacuum values listed in the table are vacuum pressure values in kPa.
For an absolute value subtract the table value from 101 kPa.
RL = only available on reels.

- Material: • Cr (VI)-free, Brass (B) and Stainless Steel (C).
- For hose type: • 801Plus, 836

C3 - Female metric - light series - swivel - straight (ball nose)



Part number	Hose Inside Diameter				Thread Metric
	DN	inch	Size	mm	
3C382-6-4	6	1/4	-04	6.3	M12×1.5
3C382-6-4BK	6	1/4	-04	6.3	M12×1.5
3C382-8-4	6	1/4	-04	6.3	M14×1.5
3C382-8-4BK	6	1/4	-04	6.3	M14×1.5
3C382-10-4	6	1/4	-04	6.3	M16×1.5
3C382-10-6	10	3/8	-06	9.5	M16×1.5
3C382-10-6B	10	3/8	-06	9.5	M16×1.5
3C382-12-6	10	3/8	-06	9.5	M18×1.5
3C382-15-8	12	1/2	-08	12.7	M22×1.5
3C382-15-8B	12	1/2	-08	12.7	M22×1.5
3C382-15-10	16	5/8	-10	15.9	M22×1.5
3C382-18-10	16	5/8	-10	15.9	M26×1.5
3C382-18-10BK	16	5/8	-10	15.9	M26×1.5
3C382-22-12	20	3/4	-12	19.1	M30×2
3C382-22-12B	20	3/4	-12	19.1	M30×2
3C382-28-16BK	25	1	-16	25.4	M36×2

4

C4 - Female metric - light series - swivel - 45° elbow (ball nose)



Part number	Hose Inside Diameter				Thread Metric
	DN	inch	Size	mm	
3C482-6-4	6	1/4	-04	6.3	M12×1.5
3C482-8-4	6	1/4	-04	6.3	M14×1.5
3C482-10-6	10	3/8	-06	9.5	M16×1.5
3C482-12-6	10	3/8	-06	9.5	M18×1.5
3C482-15-8	12	1/2	-08	12.7	M22×1.5
3C482-15-8B	12	1/2	-08	12.7	M22×1.5
3C482-18-10	16	5/8	-10	15.9	M26×1.5
3C482-22-12	20	3/4	-12	19.1	M30×2

C5 - Female metric - light series - swivel - 90° elbow (ball nose)



Part number	Hose Inside Diameter				Thread Metric
	DN	inch	Size	mm	
3C582-6-4	6	1/4	-04	6.3	M12×1.5
3C582-8-4	6	1/4	-04	6.3	M14×1.5
3C582-8-4B	6	1/4	-04	6.3	M14×1.5
3C582-10-6	10	3/8	-06	9.5	M16×1.5
3C582-12-6	10	3/8	-06	9.5	M18×1.5
3C582-12-6B	10	3/8	-06	9.5	M18×1.5
3C582-15-8	12	1/2	-08	12.7	M22×1.5
3C582-15-8B	12	1/2	-08	12.7	M22×1.5
3C582-18-10	16	5/8	-10	15.9	M26×1.5
3C582-18-10B	16	5/8	-10	15.9	M26×1.5
3C582-22-12	20	3/4	-12	19.1	M30×2
3C582-22-12B	20	3/4	-12	19.1	M30×2

D0 - Male metric 24° - light series - straight



Part number	Hose Inside Diameter				Thread Metric
	DN	inch	Size	mm	
3D082-6-4	6	1/4	-04	6.3	M12×1.5
3D082-10-6B	10	3/8	-06	9.5	M16×1.5
3D082-12-6	10	3/8	-06	9.5	M18×1.5
3D082-15-8	12	1/2	-08	12.7	M22×1.5
3D082-15-8B	12	1/2	-08	12.7	M22×1.5
3D082-18-10	16	5/8	-10	15.9	M26×1.5

92 - Female BSP parallel pipe - swivel - straight (60° cone)



Part number	Hose Inside Diameter				Thread BSPP
	DN	inch	Size	mm	
39282-4-4	6	1/4	-04	6.3	1/4×19
39282-6-6	10	3/8	-06	9.5	3/8×19
39282-8-8	12	1/2	-08	12.7	1/2×14
39282-8-8B	12	1/2	-08	12.7	1/2×14
39282-10-10	16	5/8	-10	15.9	5/8×14
39282-12-12	20	3/4	-12	19.1	3/4×14
39282-12-12B	20	3/4	-12	19.1	3/4×14

B2 - Female BSP parallel pipe - swivel - 90° elbow (60° cone)



Part number	Hose Inside Diameter				Thread BSP
	DN	inch	Size	mm	
3B282-4-4	6	1/4	-04	6.3	1/4×19
3B282-6-6	10	3/8	-06	9.5	3/8×19
3B282-8-8	12	1/2	-08	12.7	1/2×14
3B282-8-8B	12	1/2	-08	12.7	1/2×14
3B282-12-12B	20	3/4	-12	19.1	3/4×14

D9 - Male BSP parallel pipe - straight (60° cone)



Part number	Hose Inside Diameter				Thread BSP
	DN	inch	Size	mm	
3D982-4-4	6	1/4	-04	6.3	1/4×19
3D982-4-4B	6	1/4	-04	6.3	1/4×19
3D982-6-6	10	3/8	-06	9.5	3/8×19
3D982-6-6B	10	3/8	-06	9.5	3/8×19
3D982-8-8	12	1/2	-08	12.7	1/2×14
3D982-8-8B	12	1/2	-08	12.7	1/2×14
3D982-12-12	20	3/4	-12	19.1	3/4×14
3D982-12-12B	20	3/4	-12	19.1	3/4×14

4

INDUSTRIAL HOSE

06/68 - Female - JIC 37° / SAE 45° - dual flare - straight



Part number	Hose Inside Diameter				Thread UNF
	DN	inch	Size	mm	
30682-4-4-SM	6	1/4	-04	6.3	7/16×20
30682-4-4B	6	1/4	-04	6.3	7/16×20
30682-5-4B	6	1/4	-04	6.3	1/2×20
30682-6-6-SM	10	3/8	-06	9.5	9/16×18
30682-6-6B-SM	10	3/8	-06	9.5	9/16×18
30682-10-8B	12	1/2	-08	12.7	7/8×14
30682-10-10-SM	16	5/8	-10	15.9	7/8×14
30682-12-12-SM	20	3/4	-12	19.1	1 1/16×12

49 - Banjo union DIN 7642



Part number	Hose Inside Diameter				Banjo Inside Diameter
	DN	inch	Size	mm	mm
34982-8-4	6	1/4	-04	6.3	36
34982-10-4	6	1/4	-04	6.3	38
34982-12-4	6	1/4	-04	6.3	40
34982-14-4	6	1/4	-04	6.3	42
34982-10-6	10	3/8	-06	9.5	42
34982-12-6	10	3/8	-06	9.5	44
34982-14-6	10	3/8	-06	9.5	47
34982-16-6	10	3/8	-06	9.5	49
34982-17-6	10	3/8	-06	9.5	49
34982-18-8	12	1/2	-08	12.7	55
34982-22-10	16	5/8	-10	15.9	68
34982-26-12	20	3/4	-12	19.1	74

- Construction:**
- Tube: black, smooth, NBR rubber.
 - Reinforcement: synthetic textile yarns.
 - Cover: black, abrasion, oil, fuel, and weather resistant, antistatic special NBR/EPDM rubber.
- Operating temperature:**
- From -20°C to +100°C.
- Applications:**
- Suitable for fuel oils, petrol and diesel having an aromatic content not exceeding 50% and also for grease.

- Advantages:**
- Multi-purpose oil hose.
- Benefits:**
- Designed for a wide range of oil applications but also suitable for water and air in general service applications.

CARBOPRESS N/L 10



Part number	Inside Diameter mm	Outside Diameter mm	Operating Pressure	
			bar	psi
IH30501001/100	5	12	10	150
IH30511003/100	6	12	10	150
IH30511002/100	6	13	10	150
IH30501002/100	8	15	10	150
IH30501003/100	10	17	10	150
IH30501004/100	13	20	10	150
IH30511004/100	16	23	10	150
IH30501006/80	19	27	10	150
IH30501007/50	25	35	10	150

4

- Construction:**
- Tube: black, oil and fuel-resistant, smooth NBR rubber.
 - Reinforcement: synthetic textile fabrics and embedded steel wire helix.
 - Cover: black, antistatic, abrasion, oil, fuel and weather resistant, NBR/SBR rubber.
- Operating temperature:**
- From -25°C to +80°C.
- Applications:**
- Designed for suction and delivery of mineral oils and fuels from rail and road tankers, in service stations and in refineries.

- Advantages:**
- Very flexible suction hose.
- Benefits:**
- For numerous applications in stationary and mobile machinery crimped fitting solution.

CARBURITE 10



Part number	Inside Diameter mm	Outside Diameter mm	Operating Pressure	
			bar	psi
IH36530099/40	19.0	29	10	150
IH36531004/40	25.0	35	10	150
IH36530201/40	30.0	40	10	150
IH36531012/40	32.0	42	10	150
IH36530202/40	35.0	45	10	150
IH36531002/40	38.0	48	10	150
IH36530203/40	40.0	50	10	150
IH36530204/40	45.0	55	10	150
IH36530205/40	50.0	60	10	150
IH36530206/40	60.0	71	10	150
IH36531001/40	63.5	75	10	150
IH36530207/20	70.0	82	10	150
IH36530208/20	75.0	87	10	150
IH36530209/20	80.0	92	10	150
IH36531003/20	90.0	104	10	150
IH36530211/20	100.0	114	10	150
IH36531019/20	110	124	10	150

- Construction:**
- Tube: black, antistatic EPDM rubber.
 - Reinforcement: multiple textile plies with wire helix.
 - Cover: black, corrugated, weathering resistant EPDM rubber.
- Operating temperature:**
- From -45°C to +125°C.
- Conform to:**
- Equal to SAE J20R2-D1
- Applications:**
- Designed to handle air, coolant, mild chemicals and water

- Advantages:**
- Outstanding flexibility and routing possibilities
- Benefits:**
- Saves time and cost thanks to easy and quick assembly, eliminates preshaped and formed hose

E-Z FORM GS



Part number	Inside Diameter mm	Outside Diameter mm	Operating Pressure	
			bar	psi
IH73950500/10	13	23	5	75
IH73950594/10	15	25	5	75
IH73950750/10	19	29	5	75
IH73951000/10	25	35	5	75
IH73951125/10	29	38	5	75
IH73951250/10	32	43	5	75
IH73951375/10	35	46	5	75
IH73951500/10	38	49	5	75
IH73952000/10	51	63	5	75
IH73952250/10	57	70	5	75
IH73952375/10	60	73	5	75
IH73952500/10	63.5	76.5	5	75
IH73953000/10	76	90	5	75
IH73954000/10	102	116	5	75

- Construction:**
- Tube: black, smooth EPDM rubber. Low permeability to air.
 - Reinforcement: highly stress-resistant, synthetic textile yarns.
 - Cover: black, abrasion, ageing and weather-resistant, smooth EPDM rubber.
- Operating temperature:**
- From -40°C to +70°C.
- Conform to:**
- DIN 74310.
- Applications:**
- Widely used in automotive air brake systems.

- Advantages:**
- Hose to DIN 74310.
- Benefits:**
- Airbrake hose with excellent resistance to tough environments and with low permeability rates, according to the standard.

AIRBRAKE - DIN 74310



Part number	Inside Diameter mm	Outside Diameter mm	Operating Pressure	
			bar	psi
IH30315116/40	11	18	10	150
IH30315115/40	13	25	10	150

- Construction:
- Tube: black, oil and fuel resistant, smooth NBR rubber.
 - Reinforcement: synthetic textile yarns.
 - Cover (only for TBSE): black, oil, fuel, abrasion, weather resistant, smooth NBR/EPDM rubber.
- Operating temperature:
- From -30°C to +100°C.
- Applications:
- Fuel systems in automotive applications.

- Advantages:
- Special design to in-house standard.
- Benefits:
- Multi-purpose fuel hose for a wide range of mineral and alternative fuels including B20 and E100 up to 70°C.

TBE



Part number	Inside Diameter mm	Outside Diameter mm	Operating Pressure	
			bar	psi
IH11001300/15-R90	3.0	7.0	10	150
IH11001345/15-R90	7.5	14.5	10	150

Box quantity = 6 x 15 m (reels).

4

TBSE



Part number	Inside Diameter mm	Outside Diameter mm	Operating Pressure	
			bar	psi
IH30871011/100	5.0	10	10	150
IH30871031/100	7.0	13	10	150
IH30871041/100	7.5	14	10	150
IH30871051/100	10.0	16	10	150

- Construction:**
- Tube: black, smooth SBR rubber, resistant to welding gases. Not suitable for LPG.
 - Good resistance to ignition.
 - Reinforcement: synthetic textile yarns.
 - Cover: red, EPDM rubber, resistance to abrasion, ageing, hot surfaces and incandescent particles.
- Operating temperature:**
- From -25°C to +80°C.
- Conform to:**
- ISO 3821.
- Applications:**
- Designed for delivery of welding and allied gas processes.

- Advantages:**
- High flexibility and resistance to temperature and welding spots exceeding the standard.
- Benefits:**
- Very easy to handle rubber hose.

AUTOGENE - ISO 3821 NR/L 20



Part number	Inside Diameter mm	Outside Diameter mm	Operating Pressure	
			bar	psi
IH30412803/40	6.3	13.3	20	300
IH30412914/100	8.0	15.0	20	300
IH30412716/40	9.0	16.0	20	300
IH30413221/40	10.0	17.0	20	300

4

- Construction:**
- Tube: black, smooth SBR rubber, resistant to welding gases. Not suitable for LPG. Good resistance to ignition.
 - Reinforcement: synthetic textile yarns.
 - Cover: blue, EPDM rubber, resistant to abrasion, ageing, hot surfaces and incandescent particles.
- Operating temperature:**
- From -25°C to +80°C.
- Conform to:**
- ISO 3821.
- Applications:**
- Designed for delivery of welding and allied gas processes.

- Advantages:**
- High flexibility and resistance to temperature and welding spots exceeding the standard.
- Benefits:**
- Very easy to handle rubber hose.


AUTOGENE - ISO 3821 NB/L 20



Part number	Inside Diameter mm	Outside Diameter mm	Operating Pressure	
			bar	psi
IH30412703/40	6.3	13.3	20	300
IH30412915/100	8.0	15.0	20	300
IH30412707/40	9.0	16.0	20	300
IH30413220/100	10.0	17.0	20	300

Construction:	<ul style="list-style-type: none"> • Tube: black, resistant to welding gases, smooth SBR rubber. • Reinforcement: synthetic textile yarns. • Cover: red and blue, ageing and abrasion-resistant, smooth EPDM rubber.
Operating temperature:	<ul style="list-style-type: none"> • From -25°C up +80°C.
Conform to:	<ul style="list-style-type: none"> • ISO 3821.
Applications:	<ul style="list-style-type: none"> • A dual line hose designed for welding gas equipment, cutting and allied processes.
Advantages:	<ul style="list-style-type: none"> • High flexibility and resistance to temperature and welding spots exceeding the standard.
Benefits:	<ul style="list-style-type: none"> • Very easy to handle rubber hose due to compact twin hose construction.

BI-PRESS - B-R/L 20



Part number	Inside Diameter mm	Outside Diameter mm	Operating Pressure	
			bar	psi
IH30401107/100	6.3+6.3	13	20	300
IH30401108/100	8+8	15	20	300
IH30401111/100	9+9	16	20	300

4

Construction:	<ul style="list-style-type: none"> • Tube: black, LPG resistant smooth synthetic NBR rubber. • Reinforcement: synthetic textile yarns. • Cover: orange, smooth EPDM rubber resistant to ageing and weathering.
Operating temperature:	<ul style="list-style-type: none"> • From -25°C to +70°C.
Conform to:	<ul style="list-style-type: none"> • ISO 3821.
Applications:	<ul style="list-style-type: none"> • Suitable for LPG in industrial applications.
Advantages:	<ul style="list-style-type: none"> • High flexibility and resistance to temperature and welding spots.
Benefits:	<ul style="list-style-type: none"> • New cover to offer an even higher safety standard.

PROPANPRESS - ISO 3821 NA/L 20



Part number	Inside Diameter mm	Outside Diameter mm	Operating Pressure	
			bar	psi
IH30413456/100	6.3	13.3	20	300
IH30413457/100	8.0	15.0	20	300
IH30413459/100	8.5	16	20	300

- Construction:**
- Tube: black, smooth SBR rubber.
 - Reinforcement: synthetic textile fabrics and embedded steel wire helix.
 - Cover: black, abrasion, ageing and weather-resistant SBR rubber.
- Operating temperature:**
- From -30°C to +80°C.
- Applications:**
- Suction and delivery of water and non-aggressive liquids. It is recommended for loading and discharge of storage tanks, tankers, for irrigation and for all applications where a flexible and easy-to-handle hose is required.
- Advantages:**
- Robust construction.
- Benefits:**
- Reliable and easy to handle.

BEVERA 10



Part number	Inside Diameter	Outside Diameter	Operating Pressure	
	mm	mm	bar	psi
IH36214050/40	25.0	35.0	10	150
IH36214052/40	32.0	42.0	10	150
IH36214054/40	38.0	48.0	10	150
IH36214058/40	50.0	60.0	10	150
IH36214060/40	60.0	71.0	10	150
IH36214064/20	75.0	86.5	10	150
IH36214068/20	100.0	114.0	10	150
IH36211010/20	125.0	140.0	10	150
IH36211050/10	150.0	170.0	10	150

- Construction:**
- Flexible hose having an off-white, rigid PVC spiral embedded in a transparent green, flexible PVC wall.
- Operating temperature:**
- -10°C to +60°C.
- Applications:**
- For suction and delivery of water for irrigation, liquid fertilisers and general industrial uses.
- Advantages:**
- Special design of the PVC helix for max. performance.
- Benefits:**
- Efficiency and endurance.

MULTIREX



Part number	Inside Diameter	Operating Pressure		Wall thickness
	mm	bar	psi	mm
IH35600025/50	25	7	100	3.0
IH35600030/50	30	6	90	3.1
IH35600040/50	40	6	90	3.7
IH35600050/50	50	5	70	4.0
IH35600080/50	80	4	60	4.7
IH35600100/25	100	4	60	5.0

- Construction:
- Tube: black, smooth, heat-resistant EPDM rubber.
 - Reinforcement: synthetic textile fabrics or yarns.
 - Cover: black, smooth, heat, ageing and weather-resistant EPDM rubber.
- Operating temperature:
- From -40°C to +100°C.
- Applications:
- Designed for cooling systems of automotive engines and stationary engines.

- Advantages:
- Special design to in-house standard.
- Benefits:
- Suitable hose for MRO, suitable also as cable protection.

RADIOR 3



Part number	Inside Diameter mm	Outside Diameter mm	Operating Pressure	
			bar	psi
IH36830095/40	10	16.0	3	40
IH36830096/40	12	18.0	3	40
IH36830097/40	15	21.0	3	40
IH36830101/40	18	24.5	3	40
IH36830102/40	20	26.5	3	40
IH36830103/40	22	28.5	3	40
IH36830104/40	25	32.0	3	40
IH36830105/40	28	36.0	3	40
IH36830106/40	30	38.0	3	40
IH36830107/40	32	40.0	3	40
IH36830108/40	35	43.0	3	40
IH36830109/40	38	47.0	3	40
IH36830110/40	40	49.0	3	40
IH36830111/40	42	51.0	3	40
IH36830112/40	45	54.0	3	40
IH36831023/40	48	57.0	3	40
IH36830113/40	50	60.0	3	40
IH36830114/40	55	65.0	3	40
IH36830115/40	60	70.0	3	40
IH36830116/20	65	76.0	3	40
IH36830117/20	70	81.0	3	40
IH36831022/20	75	86.0	3	40
IH36830118/20	80	92.0	3	40
IH36830119/20	90	102.0	3	40
IH36830120/20	100	113.0	3	40

- Construction:**
- Tube: lucent, black, smooth conductive UHMWPE.
 - Reinforcement: synthetic textile fabrics, embedded steel wire helix and built in copper wire.
 - Cover: black, antistatic (R<1MΩm/m), abrasion, heat, aging and weather resistant EPDM rubber.
- Operating temperature:**
- From -20°C to +100°C.
- Conform to:**
- EN 12115, FDA, TRbF 131 part 2 par 5.5
- Applications:**
- Suction and delivery of a wide range of highly aggressive chemicals. Refer to our Chemical Resistant Chart to determine compatibility with specific chemicals and contact Parker for any doubt or use over 25°C

Advantages:

- High flexibility and kink resistance, reliable and efficient design.

Benefits:

- Suitable as component of equipment for Atex areas

POLIAX UPE CON SM EN 12115



Part number	Inside Diameter mm	Outside Diameter mm	Operating Pressure	
			bar	psi
IH36811529/40	19	31	16	232
IH36811530/40	25	37	16	232
IH36811531/40	32	44	16	232
IH36811532/40	38	51	16	232
IH36811534/40	50	66	16	232
IH36811535/40	63.5	79	16	232
IH36811536/40	75	91	16	232

- Construction:**
- Tube: smooth, black, antistatic, abrasion-resistant BR/NR, rubber compound, abrasion ISO 4649: max 60 - 70 mm³.
 - Reinforcement: synthetic textile fabrics.
 - Cover: black, smooth, antistatic, weather and abrasion resistant SBR/NBR compound. The cover is pinpricked to prevent blistering and bubbling, max. resistance on finished hose 2.0 MOhm/m).
- Operating temperature:**
- From -30°C to +70°C.
- Conform to:**
- EN ISO 3861.
- Applications:**
- Suitable for conveying of wet and dry sand and grit blasting materials.
- Advantages:**
- Exceeds the requirements of EN ISO 3861.
- Benefits:**
- High resistance to a wide range of blasting abrasives.

LIBECCIO EN ISO 3861



Part number	Inside Diameter	Outside Diameter	Operating Pressure	
	mm	mm	bar	psi
IH3682020/40	32	48	10	150
IH36820303/40	38	55	10	150

- Construction:**
- Tube: white, non-toxic, odorless and taste-free smooth NBR rubber.
 - Reinforcement: synthetic textile yarns and embedded steel wire helix.
 - Cover: blue, non-marking, abrasion, heat and weather resistant smooth NBR rubber.
- Operating temperature:**
- From -40°C to +80°C.
- Conform to:**
- FDA, BfR class 2, EC1935/2004, DM 21/03/73
- Applications:**
- Designed to handle fatty foods, milk in multiple applications indoors and outdoors.
- Applications:**
- Designed to handle fatty foods, milk in multiple applications indoors and outdoors, including milk collection

- Advantages:**
- Excellent flexibility, kink resistance, dedicated SS crimped fittings line
- Benefits:**
- Easy handling ideal for milk collection operation, highest cleanliness and hygienic standard

GAMBRINUS BLUE 10 SM



Part number	Inside Diameter mm	Outside Diameter mm	Operating Pressure	
			bar	psi
IH36242401/40	19	29	10	150
IH36242402/40	25	35	10	150
IH36242404/40	32	44	10	150
IH36242405/40	38	50	10	150
IH36242406/40	40	52	10	150
IH36242408/40	51	64	10	150
IH36242410/40	63.5	77	10	150
IH36242413/40	76	89	10	150
IH36242415/20	102	116	10	150

- Construction:**
- Flexible hose having a harmonic steel wire helix embedded in a transparent PVC wall.
- Operating temperature:**
- From -20°C to +60°C.
- Conform to:**
- CEE Directive EC90/128.
- Applications:**
- Suitable for suction and delivery of liquid foodstuffs. For general medium and heavy duty industrial purposes and for agriculture applications.

- Advantages:**
- Heavy duty PVC suction hose.
- Benefits:**
- Versatility and reliability.

APERSPIR



Part number	Inside Diameter mm	Operating Pressure	
		bar	psi
IH35641012/30	12.0	15.0	220
IH35641016/50	16.0	15.0	220
IH35641019/50	19.0	12.0	170
IH35641020/50	20.0	12.0	170
IH35641025/50	25.0	11.0	160
IH35641030/50	30.0	10.0	150
IH35641032/50	32.0	9.5	140
IH35641038/50	38.0	8.0	120
IH35641040/50	40.0	8.0	120
IH35641045/50	45.0	7.0	100
IH35641050/50	50.0	7.0	100
IH35641060/50	60.0	6.0	90
IH35641075/50	75.0	4.5	70

- Construction: • Flexible, transparent PVC hose with textile reinforcement.
- Operating temperature: • From -20°C to +60°C.
- Conform to: • CEE Directive.
- Applications: • Delivery of foodstuffs and for general industrial purposes.

- Advantages: • Premium non-toxic PVC hose.
- Benefits: • Immediate visual contact with the fluids conveyed.

VINITRESS



Part number	Inside Diameter mm	Outside Diameter mm	Operating Pressure	
			bar	psi
IH35033229/100	6	12	20	300
IH35033230/100	8	14	20	300
IH35033231/100	10	16	20	300
IH35033220/100	13	19	12	170
IH35033222/50	15	21	12	170
IH35033221/50	19	26	10	150
IH35033245/50	25	33	8	120
IH35033241/25	32	42	7	100
IH35033240/25	40	50	6	90

Construction:	<ul style="list-style-type: none"> Flexible hose having a grey, rigid PVC spiral embedded in a metalised grey, flexible PVC wall. Externally corrugated, smooth inner surface.
Operating temperature:	<ul style="list-style-type: none"> From -15°C to +60°C.
Applications:	<ul style="list-style-type: none"> Suitable for suction of air, sac dust, fumes, saw-dust and wood-shavings. Also suitable for the centralised suction equipment in wood, textile, china and welding equipment. It is also suitable for use on agricultural machinery.
Advantages:	<ul style="list-style-type: none"> Self-extinguishing properties, special helix.
Benefits:	<ul style="list-style-type: none"> Heavy duty mission profile.

ASPIREX




Part number	Inside Diameter mm
IH35560020/50	20.0
IH35560025/50	25.0
IH35562032/50	32.0
IH35560040/50	40.0
IH35560050/50	50.0
IH35560060/50	60.0
IH35560070/50	70.0
IH35560080/50	80.0
IH35560100/30	100.0
IH35560120/30	120.0
IH35560150/30	150.0
IH35560200/15	200.0

- Construction:
- Tube: Black, antistatic, smooth EPDM nitrosamine free rubber compound, resistant to light-chemical media.
 - Reinforcement: synthetic textile yarns.
 - Cover: green, smooth EPDM nitrosamine free rubber compound.
- Operating temperature:
- From -40°C to +120°C, with peaks to +140°C.
- Applications:
- Designed for air, cold and hot water and light chemical media.

- Advantages:
- Excellent multi-purpose EPDM hose.
- Benefits:
- Keeps elasticity and solidity under extreme conditions.

PYTHON NV 20




Part number	Inside Diameter mm	Outside Diameter mm	Operating Pressure	
			bar	psi
IH30351200/40	10	17	20	300
IH30351201/40	13	20	20	300
IH30351202/40	15	22	20	300
IH30351203/40	19	27	20	300
IH30351204/40	25	34	20	300
IH36351201/40	32	44	20	300
IH36351202/40	38	51	20	300
IH36351203/40	42	56	20	300
IH36351204/40	50	66	20	300

4

- Construction:
- Tube: Black, antistatic, smooth EPDM rubber.
 - Reinforcement: synthetic textile yarns.
 - Cover: yellow, smooth, EPDM rubber.
- Operating temperature:
- From -40°C to +110°C.
- Applications:
- Designed for air, cold and hot water and light chemical media.

- Advantages:
- Excellent multi-purpose EPDM hose.
- Benefits:
- Keeps elasticity and solidity under extreme conditions.

PYTHON NY 30



Part number	Inside Diameter mm	Outside Diameter mm	Operating Pressure	
			bar	psi
IH30351251/40	8	17	30	450
IH30351252/40	10	20	30	450
IH30351253/40	13	23	30	450
IH30351254/40	16	27	30	450
IH30351255/40	19	30	30	450
IH30351256/40	25	37	30	450
IH36351250/40	32	44	30	450
IH36351251/40	38	51	30	450
IH36351253/40	50	66	30	450
IH36351255/20	75	91	30	450

- Construction:**
- Tube: smooth, black, oil and fuel resistant NBR rubber, suitable for petroleum products.
 - Reinforcement: synthetic textile yarns.
 - Cover: smooth, black, self-extinguishing, antistatic, heat, oil, abrasion and weather resistant CR rubber compound.
- Operating temperature:**
- From -30°C to +100°C.
- Applications:**
- Suitable for multi-purpose applications requiring transfer of many types of fluids and for petroleum products with aromatic content not exceeding 50%.

- Advantages:**
- Excellent multi-purpose NBR hose.
- Benefits:**
- Multi-purpose hose for a wide range of mineral oil based fluids.

OILPRESS N/L 20



Part number	Inside Diameter	Outside Diameter	Operating Pressure	
	mm	mm	bar	psi
IH30832000/40	6	12	20	300
IH30832001/40	8	14	20	300
IH30832002/40	10	17	20	300
IH30832003/40	13	20	20	300
IH30832004/40	16	23	20	300
IH30832005/40	19	28	20	300
IH30832006/40	25	36	20	300

- Construction:
- Tube: black, oil mist resistant, smooth EPDM rubber.
 - Reinforcement: synthetic textile yarns.
 - Cover: black, abrasion, heat and ozone resistant smooth EPDM rubber.
- Operating temperature:
- From -40°C to +100°C.
- Applications:
- In agriculture, construction and general industrial for air, mild chemicals and water.

- Advantages:
- Suitable also for air with trace of oil.
- Benefits:
- Nitrosamine free, permanent fittings capability, for Atex equipment

GST II BLACK 15



Part number	Inside Diameter mm	Outside Diameter mm	Operating Pressure	
			bar	psi
IH709325200/40	6.5	13	15	200
IH709331200/40	8	15	15	200
IH709338200/40	9.5	17	15	200
IH709350200/40	13	21	15	200
IH709363200/40	16	25	15	200
IH709375200/40	19	28	15	200
IH7093100200/40	25	36	15	200
IH7093125204/40	32	45	15	200
IH7093150204/40	38	52	15	200

4

GST II BLACK 20



Part number	Inside Diameter mm	Outside Diameter mm	Operating Pressure	
			bar	psi
IH709325300/100	6.5	14	20	300
IH709331300/100	8	16	20	300
IH709338300/100	9.5	17.5	20	300
IH709350304/100	13	22	20	300
IH709363304/100	16	27	20	300
IH709375304/40	19	29.5	20	300
IH7093100304/40	25	36.5	20	300

- Construction:
- Tube: black, oil mist resistant, smooth EPDM rubber.
 - Reinforcement: synthetic textile yarns.
 - Cover: black, abrasion, heat and ozone resistant smooth EPDM rubber.
- Operating temperature:
- From -40°C to +100°C.
- Applications:
- In agriculture, construction and general industrial for air, mild chemicals and water.

- Advantages:
- Suitable also for air with trace of oil.
- Benefits:
- Nitrosamine free, permanent fittings capability.

GST II RED 15



Part number	Inside Diameter mm	Outside Diameter mm	Operating Pressure	
			bar	psi
IH709250200/40	13	21	15	200
IH709263200/40	16	25	15	200
IH709275200/40	19	28	15	200
IH7092100200/40	25	36	15	200

- Construction:
- Tube: black, antistatic CR rubber.
 - Reinforcement: multiple textile plies with wire helix.
 - Cover: black, corrugated, oil and weathering resistant CR rubber.
- Operating temperature:
- From -34°C to +121°C.
- Operating temperature:
- From -34°C to +93°C.
- Applications:
- Suitable for biodiesel, diesel, ethanol and gasoline in oil suction/return lines, vehicle fuel fill connector lines, drain lines on buses, cranes, mobile off-road equipment

- Advantages:
- Outstanding flexibility and routing possibilities
- Benefits:
- Saves time and cost thanks to easy and quick assembly, eliminates preshaped and formed hose

E-Z FORM MP



Part number	Inside Diameter mm	Outside Diameter mm	Operating Pressure	
			bar	psi
IH72190500/10	13	23	5	75
IH72190625/10	16	26	5	75
IH72190750/10	19	29	5	75
IH72191000/10	25	35	5	75
IH72191250/10	32	43	5	75
IH72191500/10	38	49	5	75
IH72192000/10	51	63	5	75
IH72192500/10	63.5	76.5	5	75
IH72193000/10	76	90	5	75

- Construction:
- Tube: black, smooth PVC.
 - Reinforcement: synthetic textile yarns.
 - Cover: orange (20), red (40) and blue (80), abrasion and weather-resistant, smooth PVC.
- Operating temperature:
- From -15°C to +60°C.
- Applications:
- For delivery of air, water and all fungicide products.
 - Particularly suitable for spraying in agriculture. Resistant to compressor oil-mist.
- Advantages:
- Hose available in different pressure ranges and colours.
- Benefits:
- Agricultural spray hose, also applicable as multi-purpose hose for air, water and light chemicals.

APERFRUT 20



Part number	Inside Diameter mm	Outside Diameter mm	Operating Pressure	
			bar	psi
IH35040010/100	8	13	20	300
IH35040012/100	10	15	20	300
IH35040014/100	13	19	20	300
IH35040016/100	19	26	20	300

4

APERFRUT 40



Part number	Inside Diameter mm	Outside Diameter mm	Operating Pressure	
			bar	psi
IH35040260/100	8	14	40	600
IH35040261/100	10	16	40	600
IH35040114/100	13	21	40	600

APERFRUT 80



Part number	Inside Diameter mm	Outside Diameter mm	Operating Pressure	
			bar	psi
IH35040268/100	8	15	80	1200
IH35040270/100	10	18	80	1200
IH35040214/100	13	23	70	1020

Fuel Filter



Racor filter elements - p. 379



Racor Turbine - p. 381

Racor Filtration

- Fuel Filter Water Separators378

Applications:

- Providing OEMs and end users with quality filtration solutions, supporting our distributors in identifying key products aimed specifically at the MRO market.

Advantages:

- Extended equipment life.
- Removal of free water and particulate from fuel.

Benefits:

- Proven designs and product reliability.
- Parker media quality ensures filter efficiency and the right filter for every application.

Spin On Filters - FFWS No primer pump



Part number	Details	Thread	Replacement elements	Flow rate		Micron rating
				GPH	LPH	
690R10MTC		M16x1.5	R90T	90	340	10
690R30		3/8" NPT	R90P	90	340	30
690R30MTC		M16x1.5	R90P	90	340	30
690R2430MTC	24 V-bowl heater	M16x1.5	R90P	90	340	30
6120R30		3/8"-18 NPTF	R120P	120	545	30
6120R30MTC		M16x1.5	R120P	120	545	30
6120R2430MTC	24 V-bowl heater	M16x1.5	R120P	120	545	30

Spin On Filters - FFWS With primer pump

5



Part number	Details	Thread	Replacement elements	Flow rate		Micron rating
				GPH	LPH	
230R30		1/4" NPT	R20P	30	113	30
260R30MTC		M16x1.5	R260P	60	227	30
490R10MTC		M16x1.5	R90T	90	340	10
490R30MTC		M16x1.5	R90P	90	340	30
490R2430MTC	24 V-bowl heater	M16x1.5	R90P	90	340	30
4120R10MTC		M16x1.5	R120T	120	545	10
4120R30MTC		M16x1.5	R120P	120	545	30
4120R30		3/4" - 16 SAE	R120P	120	545	30
4160RHH10MTC	12-42 VPTC head heater	M16x1.5	R160T	160	600	10

FUEL FILTERS

- Description:**
- Parker Racor is an innovator in diesel fuel filtration and water separation.
- Applications:**
- Providing OEMs and end users with quality filtration solutions, supporting our distributors in identifying key products aimed specifically at the MRO market.
- Advantages:**
- Extended equipment life.
 - Removal of free water and particulate from fuel.
- Benefits:**
- Proven designs and product reliability.
 - Parker media quality ensures filter efficiency and the right filter for every application.

Replacement elements



Part number	Details	Micron rating
R120P	Replacement element 400 / 600 Series	30
R120T	Replacement element 400 / 600 Series	10
R160T	Replacement element 400 / 600 Series	10
R20P	Replacement element 200 Series	30
R260P	Replacement element 260 Series	30
R90P	Replacement element 400 / 600 Series	30
R90T	Replacement element 400 / 600 Series	10
R90P-D-MAX-KIT	Replacement element kit	30
R60P-D-MAX-KIT	Replacement element kit	30
PFF296	Competitor replacement elements for CAV 296	-
PFF297	Competitor replacement elements for CAV 297	-

- Description:** • Parker Racor is an innovator in diesel fuel filtration and water separation.
- Applications:** • Providing OEMs and end users with quality filtration solutions, supporting our distributors in identifying key products aimed specifically at the MRO market.
- Advantages:** • Extended equipment life.
• Removal of free water and particulate from fuel.
- Benefits:** • Proven designs and product reliability.
• Parker media quality ensures filter efficiency and the right filter for every application.

Marine Spin On Filters - FFWS No primer pump



Part number	Thread	Replacement elements	Flow rate		Micron rating
			GPH	LPH	
120R-RAC-02	1/4"-18 NPTF	S3240	15	57	10
320R-RAC-01	1/4"-18 NPTF	S3227	60	227	10
320R-RAC-02	1/4"-18 NPTF	S3227	60	227	10
660R-RAC-01	3/8"-18 NPTF	S3232	90	340	10

- Description:** • Parker Racor is an innovator in diesel fuel filtration and water separation.
- Applications:** • Providing OEMs and end users with quality filtration solutions, supporting our distributors in identifying key products aimed specifically at the MRO market.
- Advantages:** • Extended equipment life.
• Removal of free water and particulate from fuel.
- Benefits:** • Proven designs and product reliability.
• Parker media quality ensures filter efficiency and the right filter for every application.

Turbine Series



Part number	Thread	Replacement elements	Flow rate		Micron rating
			GPH	LPH	
500FG30	3/4"-16 UNF	2010 PM – OR	60	227	30
500FG30MTC	M16 1.5	2010 PM – OR	60	227	30
900FH30	7/8"-14 UNF	2040 PM – OR	90	340	30
902FH30	M22 1.5	2040 PM – OR	90	340	30
1000FH30	7/8"-14 UNF	2020 PM – OR	180	681	30
1002FH30	M22 1.5	2020 PM – OR	180	681	30

Duplex Turbine Series



Part number	Thread	Replacement elements	Flow rate		Micron rating
			GPH	LPH	
75500FGX30	3/4"-16 UNF	2010 PM – OR	60 × 2	227 × 2	30
75900FHX30	7/8"-14 UNF	2040 PM – OR	90 × 2	340 × 2	30
751000FHX30	7/8"-14 UNF	2020 PM – OR	180 × 2	681 × 2	30

- Description:** • Parker Racor is an innovator in diesel fuel filtration and water separation.
- Applications:** • Providing OEMs and end users with quality filtration solutions, supporting our distributors in identifying key products aimed specifically at the MRO market.
- Advantages:** • Extended equipment life.
• Removal of free water and particulate from fuel.
- Benefits:** • Proven designs and product reliability.
• Parker media quality ensures filter efficiency and the right filter for every application.

UL Marine Turbine Series - Metal bowl



Part number	Thread	Replacement elements	Flow rate		Micron rating
			GPH	LPH	
500MAM30	3/4"-16 UNF	2010 PM – OR	60	227	30
902MAM30	M22×1.5	2040 PM – OR	90	340	30
1000MAM30	7/8"-14 UNF	2020 PM – OR	180	681	30
1002MAM30	M22×1.5	2020 PM – OR	180	681	30

UL Marine Duplex FFWS Turbine 6 way valve

5



Part number	Thread	Replacement elements	Flow rate		Micron rating
			GPH	LPH	
7500MAXM30	3/4"-16 UNF	2010 PM – OR	60 × 2	227 × 2	30
75900MAXM30	7/8"-14 UNF	2040 PM – OR	90 × 2	340 × 2	30
751000MAXM30	7/8"-14 UNF	2020 PM – OR	180 × 2	681 × 2	30

FUEL FILTERS

YOUR ENGINE DESERVES TO GET THE BEST



Parker Racor

Water and impurities can pollute fuel, which can affect the efficiency of an engine. Parker Racor offers the best filtration systems money can buy, designed to protect your engine, even in the most harsh conditions. Preserve your peace of mind and your engine, use Parker Racor filters every time.

For more information or to locate your nearest ParkerStore, visit www.parkerstore.com.



PARKERSTORE SERVICES WHAT MAKES US UNIQUE



- Hose Doctor • Hose assemblies • ParkerStore containers • Parker Tracking System
- Special systems • Technical training & seminars

Read more about ParkerStore services in the Service section of this catalogue.



A-Lok® - p. 386



LF Push-In Fittings - p. 389



Solenoid Valves - p. 393

Instrumentation Fittings & Gauges

● Fittings & Gauges	386
---------------------------	-----

Instrumentation Tubes

● Instrumentation Tubes	388
-------------------------------	-----

Stainless Steel Fittings

● Push-In Fittings	389
--------------------------	-----

Industrial Valves

● Industrial Valves	391
---------------------------	-----

Fluid Control Solenoid Valves

● Solenoid Valves for Water, Oil, Air	393
● Water Valves	399
● High Pressure Solenoid Valves	402
● NAMUR valves for Air Actuation	404

Water Valves

● Fluid Control Solenoid Valves	405
---------------------------------------	-----

Instrumentation Filters

● Inline Filters	406
------------------------	-----

Thermoplastic Hose & Fittings

● PTFE Hose	407
● Medium Pressure Hose Fittings	408

- Description:** • A-Lok® instrumentation tube fittings are designed as leak-free connections for process, power and instrumentation applications.
- Material:** • 316 Stainless steel (standard) other material available on request.
- Operating pressure:** • For operating pressures of A-Lok®, please consult Instrumentation Division's Tube Selection Guide (4200-TS).

SC - Tube to tube union



Part number	Tube Outside Diameter	
	inch	mm
4SC4-316	1/4	
6SC6-316	3/8	
8SC8-316	1/2	
SCM6-316		6
SCM10-316		10
SCM12-316		12

ET - Equal tee



Part number	Tube Outside Diameter	
	inch	mm
4ET4-316	1/4	
6ET6-316	3/8	
8ET8-316	1/2	
ETM6-316		6
ETM10-316		10
ETM12-316		12

ECR - Equal cross

6



Part number	Tube Outside Diameter	
	inch	mm
4ECR4-316	1/4	
6ECR6-316	3/8	
8ECR8-316	1/2	
ECRM6-316		6
ECRM10-316		10
ECRM12-316		12

RU - Reducing union



Part number	Tube Outside Diameter	
	inch	mm
8RU4-316	1/2 to 1/4 reducing union	
M12RUM6-316	12 to 6 reducing union	

Gauge set



Part number	Details
GAUGE SET	Set of gap gauges for tube sizes above mentioned

MSC - Straight connector



Part number	Tube Outside Diameter		Thread NPTF
	inch	mm	
4MSC4N-316	1/4		1/4
6MSC6N-316	3/8		3/8
8MSC8N-316	1/2		1/2
M6MSC1/4N-316		6	1/4
M10MSC3/8N-316		10	3/8
M12MSC1/2N-316		12	1/2

EE - Equal elbow



Part number	Tube Outside Diameter	
	inch	mm
4EE4-316	1/4	
6EE6-316	3/8	
8EE8-316	1/2	
EEM6-316		6
EEM10-316		10
EEM12-316		12

- Material: • Stainless Steel.
- Operating temperature: • From -255°C to +605°C.
- Sizes: • 1/4", 3/8", 1/2", 6 mm, 10 mm, 12 mm.
- Applications: • High pressure, high temperature, generally corrosive media.

Stainless steel tube



Part number	Tube Outside Diameter		Wall thickness × Length (m)
	inch	mm	
1/4 X .48 SS TUBE	1/4		0.048 × 2.0
3/8 X .64 SS TUBE	3/8		0.064 × 2.0
1/2 X .64 SS TUBE	1/2		0.064 × 2.0
6MM X 1.0 SS TUBE		6	1.0 mm × 2.0

- Construction:**
- The complete stainless steel construction of the LF 3900 / 3800 range (except FKM O-ring seals) offers excellent resistance to aggressive environments and fluids. LF 3900: a range of instant fittings in full 316L stainless steel. LF 3800: a range of instant fittings in 316L stainless steel with a 303 stainless steel collet.
- Recommended fluids:**
- All fluids that are compatible with fitting and tubing material.
- Operating pressure:**
- 30 bar maximum (depending on tubing used).
- Operating temperature:**
- From -20°C to +120°C.*
- Applications:**
- The LF 3900 / 3800 instant fittings ranges can be used in the food process, medical/pharmaceutical, chemical/petrochemical, and paper industries.
- *For higher temperatures (up to 150°C), please do not hesitate to contact us.

- Advantages:**
- Excellent resistance to abrasion and corrosion.
 - Hygienic design.
 - Instant connection and disconnection.
 - Very wide range.
- Benefits:**
- Suited to demanding conditions of use and permanent contact with foodstuffs.
 - Safe and easy cleaning.

3901 / 3801 - Male Stud, BSP parallel and metric



Part number	Tube Outside Diameter mm	Thread
3901 04 19	4	M5x0.8
3901 04 10	4	G1/8
3901 06 10	6	G1/8
3901 06 13	6	G1/4
3901 08 10	8	G1/8
3901 06 13	8	G1/4

3999 / 3899 - Male Stud Elbow, BSP parallel and metric



Part number	Tube Outside Diameter mm	Thread
3999 04 19	4	M5x0.8
3999 04 10	4	G1/8
3999 04 13	4	G1/4
3999 06 10	6	G1/8
3999 06 13	6	G1/4
3999 08 10	8	G1/8
3999 08 13	8	G1/4
3999 08 17	8	G3/8
3999 10 13	10	G1/4
3999 10 17	10	G3/8

3908 / 3808 - Male Stud Branch Tee, BSPT



Part number	Tube Outside Diameter mm	Thread
3908 04 10	4	R1/8
3908 06 10	6	R1/8
3908 06 13	6	R1/4
3908 08 10	8	R1/8
3908 08 13	8	R1/4

3902 / 3802 - Equal Elbow



Part number	Tube Outside Diameter	
	mm	
3902 04 00	4	
3902 06 00	6	
3902 08 00	8	
3902 10 00	10	
3902 12 00	12	

3904 / 3804 - Equal Tee



Part number	Tube Outside Diameter	
	mm	
3904 04 00	4	
3904 06 00	6	
3904 08 00	8	
3904 10 00	10	
3904 12 00	12	

3906 / 3806 - Equal Straight Connector



Part number	Tube Outside Diameter	
	mm	
3906 04 00	4	
3906 06 00	6	
3906 08 00	8	
3906 10 00	10	
3906 12 00	12	

3966 / 3866 - Push-In Reducer



Part number	Outside Diameter	
	Tube 1	Tube 2
	mm	mm
3966 04 06	4	6
3966 06 08	6	8
3966 08 10	8	10
3966 10 12	10	12

Description:

- Bodies and trims manufactured from 316 stainless steel.

B Series - Ball valves - A-Lok® Ended



Part number	Tube Outside Diameter	
	inch	mm
4A-B6LJ2-SSP	1/4	
6A-B6LJ2-SSP	3/8	
8A-B8LJ2-SSP	1/2	
M6A-B6LJ2-SSP		6
M10A-B6LJ2-SSP		10
M12A-B8LJ2-SSP		12

V Series - Needle valves - A-Lok® Ended



Part number	Tube Outside Diameter	
	inch	mm
4A-V4LR-SS	1/4	
6A-V6LR-SS	3/8	
8A-V8LR-SS	1/2	
M6A-V4LR-SS		6
M10A-V6LR-SS		10
M12A-V8LR-SS		12

HNVS Series - Needle valves



Part number	Thread
	NPTF
HNVS4FF	1/4
HNVS8FF	1/2

C Series - Check valves (25 psi cracking pressure)



Part number	Tube Outside Diameter	
	inch	mm
4A-C4L-25-SS	1/4	
6A-C6L-25-SS	3/8	
8A-C8L-25-SS	1/2	
M6A-C4L-25-SS		6
M10A-C6L-25-SS		10
M12A-C8L-25-SS		12

Gauge valves



Part number	Thread
	NPTF
HGVS8	1/2
HLS2V	1/2

Description:	<ul style="list-style-type: none"> • 2/2-Way Servo-Controlled Solenoid Valve - Magnalift Function - FKM - Normally Closed. • Coil IP65 for 2 P + E plug according to DIN 43650 type A (plug included). • Power Consumption 9W/14W (AC), 12W/16W (DC).
Temperature range:	<ul style="list-style-type: none"> • +140°C
Seals Material:	<ul style="list-style-type: none"> • FKM
Applications:	<ul style="list-style-type: none"> • Shut-off control (ON-OFF) of water, air, light oils (2°E) and inert gases in applications like thermo hydraulic systems, industrial washing machines, hydrocleaners, instruments, closed circuits.
Advantages:	<ul style="list-style-type: none"> • Superior flow rate thanks to the special diaphragm design which make this valve well performing with liquids, robust mechanical diaphragm hung system. • Special diaphragm design. • Robust mechanical diaphragm hung system.
Benefits:	<ul style="list-style-type: none"> • High performance with liquids. • Longer life.

123 Series - 2/2-Way Servo-Controlled Solenoid Valve - Magnalift Function - FKM - Normally Closed



Part number	Details	Thread BSPP	Orifice mm	Voltage	Kv		Admissible Differential Pressure	
					m³/h	l/mm	Min. bar	Max. bar
PS397109	123IV-ZB09-230/50-60-PG9	3/8	13	230V/50-60HZ	2.4	40	0	5
PS397131	123AV-ZB09-230/50-60-PG9	1/2	13	230V/50-60HZ	2.4	40	0	5
PS397119	123CV-JB14-230/50-60-PG9	3/4	20	230V/50-60HZ	6.0	100	0	3
PS397117	123DV-JB14-230/50-60-PG9	1	25	230V/50-60HZ	7.0	117	0	3
PS397107	123IV-ZB12-24DC-PG9	3/8	13	24V/DC	2.4	40	0	1
PS397111	123AV-ZB12-24DC-PG9	1/2	13	24V/DC	2.4	40	0	1
PS397115	123CV-JB16-24DC-PG9	3/4	20	24V/DC	6.0	100	0	1
PS397113	123DV-JB16-24DC-PG9	1	25	24V/DC	7.0	117	0	1
PS397129	123IV-ZB09-24/50-60-PG9	3/8	13	24V/50-60HZ	2.4	40	0	5
PS397134	123AV-ZB09-24/50-60-PG9	1/2	13	24V/50-60HZ	2.4	40	0	5
PS397136	123CV-JB14-24/50-60-PG9	3/4	20	24V/50-60HZ	6.0	100	0	3
PS397139	123DV-JB14-24/50-60-PG9	1	25	24V/50-60HZ	7.0	117	0	3
PS397133	123IV-ZB09-115/50-60-PG9	3/8	13	115V/50-60HZ	2.4	40	0	5
PS397135	123AV-ZB09-115/50-60-PG9	1/2	13	115V/50-60HZ	2.4	40	0	5
PS397137	123CV-JB14-115/50-60-PG9	3/4	20	115V/50-60HZ	6.0	100	0	3
PS397141	123DV-JB14-115/50-60-PG9	1	25	115V/50-60HZ	7.0	117	0	3

- Description:**
- 2/2-Way Servo-Controlled Solenoid Valve - Magnalift Function - NBR - Normally Closed.
 - Coil IP65 for 2 P + E plug according to DIN 43650 type A (plug included).
 - Power Consumption 8W (AC), 9W (DC).
- Temperature range:**
- +75°C Liquids / +100°C Air/Oil.
- Seals Material:**
- NBR
- Applications:**
- Shut-off control (ON-OFF) of water, air and inert gases in applications like thermohydraulic systems, industrial washing machines, hydrocleaners, instruments, closed circuits.
- Advantages:**
- High pressure resistance.
 - Fast cycling.
 - Robust.
- Benefits:**
- High performing solution in highly demanding application.
 - Excellent performance in all other applications.
 - Long life expectancy.
 - Reliable repeatability.

**221 Series - 2/2-Way Servo-Controlled Solenoid Valve -
Magnalift Function - NBR - Normally Closed**



Part number	Details	Thread	Orifice	Voltage	Kv m³/h	Admissible Differential Pressure	
		BSP	mm			Min. bar	Max. bar
PS221001	221G13-2995-482635S6	3/8	15	230V/50-60HZ	3.9	0	16
PS221002	221G15-2995-482635S6	1/2	15	230V/50-60HZ	3.9	0	16
PS221003	221G16-2995-482635S6	3/4	15	230V/50-60HZ	4.8	0	16
PS221004	221G17-2995-482635S6	1	15	230V/50-60HZ	4.8	0	16
PS221005	221G1330-2995-482725C2	3/8	15	24V/DC	3.9	0	10
PS221006	221G1530-2995-482725C2	1/2	15	24V/DC	3.9	0	10
PS221007	221G1630-2995-482725C2	3/4	15	24V/DC	4.8	0	10
PS221008	221G1730-2995-482725C2	1	15	24V/DC	4.8	0	10
PS221009	221G13-2995-482725A2	3/8	15	24V/50HZ	3.9	0	16
PS221010	221G15-2995-482725A2	1/2	15	24V/50HZ	3.9	0	16
PS221011	221G16-2995-482725A2	3/4	15	24V/50HZ	4.8	0	16
PS221012	221G17-2995-482725A2	1	15	24V/50HZ	4.8	0	16
PS221013	221G13-2995-482635S5	3/8	15	110V/50-60HZ	3.9	0	16
PS221014	221G15-2995-482635S5	1/2	15	110V/50-60HZ	3.9	0	16
PS221015	221G16-2995-482635S5	3/4	15	110V/50-60HZ	4.8	0	16
PS221016	221G17-2995-482635S5	1	15	110V/50-60HZ	4.8	0	16

Description:	<ul style="list-style-type: none"> • 2/2-Way Servo-Controlled Solenoid Valve - Magnalift Function - FKM - Normally Closed. • Coil IP65 for 2 P + E plug according to DIN 43650 type A (plug included). • Power Consumption 8W (AC), 9W (DC).
Temperature range:	<ul style="list-style-type: none"> • +100°C
Seals Material:	<ul style="list-style-type: none"> • FKM
Applications:	<ul style="list-style-type: none"> • Shut-off control (ON-OFF) of water, air, light oils (2°E) and inert gases in applications like thermohydraulic systems, industrial washing machines, hydrocleaners, instruments, closed circuits.
Advantages:	<ul style="list-style-type: none"> • Robust and high performing solution for highly demanding application, excellent performance, long life expectancy, fast cycling, reliable repeatability, high pressure.
Benefits:	<ul style="list-style-type: none"> • Long life expectancy. • Fast cycling. • Reliable repeatability. • High pressure.

221 Series - 2/2-Way Servo-Controlled Solenoid Valve - Magnalift Function - FKM - Normally Closed



Part number	Details	Thread BSP	Orifice mm	Voltage	Kv		Admissible Differential Pressure	
					m ³ /h	l/mm	Min. bar	Max. bar
PS221017	221G23-2995-482635S6	3/8	15	230V/50-60HZ	3.9	65	0	16
PS221018	221G25-2995-482635S6	1/2	15	230V/50-60HZ	3.9	65	0	16
PS221019	221G26-2995-482635S6	3/4	15	230V/50-60HZ	4.8	80	0	16
PS221020	221G27-2995-482635S6	1	15	230V/50-60HZ	4.8	80	0	16
PS221021	221G2330-2995-482725C2	3/8	15	24V/DC	3.9	65	0	16
PS221022	221G2530-2995-482725C2	1/2	15	24V/DC	3.9	65	0	10
PS221023	221G2630-2995-482725C2	3/4	15	24V/DC	4.8	80	0	10
PS221024	221G2730-2995-482725C2	1	15	24V/DC	4.8	80	0	10
PS221025	221G23-2995-482725A2	3/8	15	24V/50HZ	3.9	65	0	10
PS221026	221G25-2995-482725A2	1/2	15	24V/50HZ	3.9	65	0	16
PS221027	221G26-2995-482725A2	3/4	15	24V/50HZ	4.8	80	0	16
PS221028	221G27-2995-482725A2	1	15	24V/50HZ	4.8	80	0	16
PS221029	221G23-2995-482635S5	3/8	15	110V/50-60HZ	3.9	65	0	16
PS221030	221G25-2995-482635S5	1/2	15	110V/50-60HZ	3.9	65	0	16
PS221031	221G26-2995-482635S5	3/4	15	110V/50-60HZ	4.8	80	0	16
PS221032	221G27-2995-482635S5	1	15	110V/50-60HZ	4.8	80	0	16

- Description:**
- 2/2-Way Direct Operated Valve - FKM - Normally Closed.
 - Coil IP65 for 2 P + E plug according to DIN 43650 type A (plug included).
 - Power Consumption 8W (AC), 9W (DC).
- Temperature range:**
- +140°C
- Seals Material:**
- FKM
- Applications:**
- Shut-off and control (ON-OFF) of water, air, light oils, steam and inert gases for temperatures up to 140°C.
 - Humidifiers, welding systems, industrial washing machines, automatic dispensers, espresso coffee machines, air dryers, diesel oil burners, sterilisers, compressors.
- Advantages:**
- Compact and robust design.
 - Can be used with a wide range of media.
- Benefits:**
- Reliability.
 - Reduction of references.

146 Series - 2/2-Way Direct Operated Valve - FKM - Normally Closed



Part number	Details	Thread BSPP	Orifice mm	Voltage	Kv		Admissible Differential Pressure	
					m³/h	l/mm	Min. bar	Max. bar
PS393548	146FV-ZB09-230/50-60-PG9	1/8	2.5	230V/50-60HZ	0.20	3.3	0	15
PS393549	146HV-ZB09-230/50-60-PG9	1/8	3.0	230V/50-60HZ	0.27	4.5	0	10
PS393550	146WV-ZB09-230/50-60-PG9	1/4	2.5	230V/50-60HZ	0.20	3.3	0	15
PS393551	146YV-ZB09-230/50-60-PG9	1/4	3.0	230V/50-60HZ	0.27	4.5	0	10
PS393552	146.3KV-ZB14-230/50-60-PG9	1/4	4.5	230V/50-60HZ	0.53	8.8	0	10
PS393553	146.3ABV-ZB14-230/50-60-PG9	1/4	6.0	230V/50-60HZ	0.75	12.5	0	8
PS393554	146FV-ZB12-24DC-PG9	1/8	2.5	24V/DC	0.20	3.3	0	12
PS393555	146HV-ZB12-24DC-PG9	1/8	3.0	24V/DC	0.27	4.5	0	8
PS393556	146WV-ZB12-24DC-PG9	1/4	2.5	24V/DC	0.20	3.3	0	12
PS393557	146YV-ZB12-24DC-PG9	1/4	3.0	24V/DC	0.27	4.5	0	8
PS393558	146.3KV-ZB16-24DC-PG9	1/4	4.5	24V/DC	0.53	8.8	0	3
PS393559	146.3ABV-ZB16-24DC-PG9	1/4	6.0	24V/DC	0.75	12.5	0	1
PS393527	146FV-ZB09-24/50-60-PG9	1/8	2.5	24V/50-60HZ	0.20	3.3	0	15
PS393528	146HV-ZB09-24/50-60-PG9	1/8	3.0	24V/50-60HZ	0.27	4.5	0	10
PS393529	146WV-ZB09-24/50-60-PG9	1/4	2.5	24V/50-60HZ	0.20	3.3	0	15
PS393580	146YV-ZB09-24/50-60-PG9	1/4	3.0	24V/50-60HZ	0.27	4.5	0	10
PS393581	146.3KV-ZB14-24/50-60-PG9	1/4	4.5	24V/50-60HZ	0.53	8.8	0	10
PS393582	146.3ABV-ZB14-24/50-60-PG9	1/4	6.0	24V/50-60HZ	0.75	12.5	0	8
PS393583	146FV-ZB09-115/50-60-PG9	1/8	2.5	115V/50-60HZ	0.20	3.3	0	15
PS393584	146HV-ZB09-115/50-60-PG9	1/8	3.0	115V/50-60HZ	0.27	4.5	0	10
PS393585	146WV-ZB09-115/50-60-PG9	1/4	2.5	115V/50-60HZ	0.20	3.3	0	15
PS393586	146YV-ZB09-115/50-60-PG9	1/4	3.0	115V/50-60HZ	0.27	4.5	0	10
PS393587	146.3KV-ZB09-115/50-60-PG9	1/4	4.5	115V/50-60HZ	0.53	8.8	0	10
PS393588	146.3ABV-ZB09-115/50-60-PG9	1/4	6.0	115V/50-60HZ	0.75	12.5	0	8

Description:	<ul style="list-style-type: none"> • 2/2-Way Direct Operated Valve - FKM - Normally Closed. • Coil IP65 for 2 P + E plug according to DIN 43650 type A (plug included). • Power Consumption 9W (AC), 10W (DC).
Temperature range:	<ul style="list-style-type: none"> • +140°C
Seals Material:	<ul style="list-style-type: none"> • FKM
Applications:	<ul style="list-style-type: none"> • Shut-off control (ON-OFF) of inert gases, light oils, fuel gases (131.4CG and 131.4GG variations). • Welding machines with controlled atmosphere, gas analysers, fumes analysers, distribution of light oils, measurement and control instruments, lubrication systems, diesel oil burners, gas cookers, portable hot air generators, dryers.
Advantages:	<ul style="list-style-type: none"> • Small, compact. • High reliability due to special plunger design.
Benefits:	<ul style="list-style-type: none"> • Small and Easy to install. • CG and GG versions can be used with natural gas (EN161).

131.4 Series - 2/2-Way Direct Operated Valve - FKM - Normally Closed



Part number	Details	Thread BSPP	Orifice mm	Voltage	Kv		Admissible Differential Pressure	
					m³/h	l/mm	Min. bar	Max. bar
PS390407	131.4BV KT09 230/50 PG9	1/8	2.8	230V/50-60HZ	0.17	2.9	0	8
PS390552	131.4FV KT09 230/50 PG9	1/4	2.8	230V/50-60HZ	0.17	2.9	0	8
PS390657	131.4GV KT09 230/50 PG9	1/4	4.0	230V/50-60HZ	0.32	5.3	0	2
PS390815	131.4CG KT09 230/50 PG9	1/8	4.0	230V/50-60HZ	0.32	5.3	0	2
PS390914	131.4GG KT09 230/50 PG9	1/4	4.0	230V/50-60HZ	0.32	5.3	0	2
PS390917	131.4GG KT10 24 DC PG9	1/4	4.0	24V/DC	0.32	5.3	0	1
PS390472	131.4BV KT10 24 DC PG9	1/8	2.8	24V/DC	0.17	2.9	0	6
PS390553	131.4FV KT10 24 DC PG9	1/4	2.8	24V/DC	0.17	2.9	0	6
PS390659	131.4GV KT10 24 DC PG9	1/4	4.0	24V/DC	0.32	5.3	0	1
PS390816	131.4CG KT10 24 DC PG9	1/8	4.0	24V/DC	0.32	5.3	0	1
PS390817	131.4GG KT09 24/50 PG9	1/4	4.0	24V/50-60HZ	0.32	5.3	0	8
PS390818	131.4BV KT09 24/50 PG9	1/8	2.8	24V/50-60HZ	0.17	2.9	0	8
PS390819	131.4FV KT09 24/50 PG9	1/4	2.8	24V/50-60HZ	0.17	2.9	0	2
PS390820	131.4GV KT09 24/50 PG9	1/4	4.0	24V/50-60HZ	0.32	5.3	0	2
PS390821	131.4CG KT09 24/50 PG9	1/8	4.0	24V/50-60HZ	0.32	5.3	0	2
PS390822	131.4GG KT09 115/50 PG9	1/4	4.0	115V/50-60HZ	0.32	5.3	0	8
PS390823	131.4BV KT09 115/50 PG9	1/8	2.8	115V/50-60HZ	0.17	5.3	0	8
PS390824	131.4FV KT09 115/50 PG9	1/4	2.8	115V/50-60HZ	0.17	2.9	0	2
PS390825	131.4GV KT09 115/50 PG9	1/4	4.0	115V/50-60HZ	0.32	2.9	0	2
PS390826	131.4CG KT09 115/50 PG9	1/8	4.0	115V/50-60HZ	0.32	5.3	0	2

Description:	<ul style="list-style-type: none"> • 3-Way Solenoid Valve - Direct Acting - FKM - Normally Closed. • Coil IP65 for 2 P + E plug according to DIN 43650 type A (plug included). • Power Consumption 9W (AC), 10W (DC).
Temperature range:	<ul style="list-style-type: none"> • +140°C
Seals Material:	<ul style="list-style-type: none"> • FKM
Applications:	<ul style="list-style-type: none"> • 141 series is used in applications which require actuation and automatic discharge of moving systems. Typical applications can be found in: sterilisers, espresso coffee machines, air compressors, Diesel oil burners, pilot valves, water treatment installations.
Advantages:	<ul style="list-style-type: none"> • Compact and robust design. • Can be used with a wide range of media.
Benefits:	<ul style="list-style-type: none"> • Reliability. • Reduction of references.

141 Series - 3-Way Solenoid Valve - Direct Acting - FKM - Normally Closed



Part number	Details	Thread BSP	Orifice mm	Voltage	Kv		Admissible Differential Pressure	
					m ³ /h	l/mm	Min. bar	Max. bar
PS393540	141AV-ZB09-230/50-60-PG9	1/8	1.5	230V/50-60HZ	0.07	1.2	0	15
PS393541	141BV-ZB09-230/50-60-PG9	1/8	2 (2.5)*	230V/50-60HZ	0.12	2.0	0	10
PS393542	141FV-ZB09-230/50-60-PG9	1/4	2 (2.5)*	230V/50-60HZ	0.12	2.0	0	10
PS393543	141GV-ZB09-230/50-60-PG9	1/4	2.5	230V/50-60HZ	0.17	2.8	0	7
PS393544	141AV-ZB12-24DC-PG9	1/8	1.5	24V/DC	0.07	1.2	0	15
PS393545	141BV-ZB12-24DC-PG9	1/8	2 (2.5)*	24V/DC	0.12	2.0	0	10
PS393546	141FV-ZB12-24DC-PG9	1/4	2 (2.5)*	24V/DC	0.12	2.0	0	10
PS393547	141GV-ZB12-24DC-PG9	1/4	2.5	24V/DC	0.17	2.8	0	7
PS393519	141AV-ZB09 24/50-60-PG9	1/8	1.5	24V/50-60HZ	0.07	1.2	0	15
PS393520	141BV-ZB09 24/50-60-PG9	1/8	2 (2.5)*	24V/50-60HZ	0.12	2.0	0	10
PS393521	141FV-ZB09 24/50-60-PG9	1/4	2 (2.5)*	24V/50-60HZ	0.12	2.0	0	10
PS393522	141GV-ZB09 24/50-60-PG9	1/4	2.5	24V/50-60HZ	0.17	2.8	0	7
PS393523	141AV-ZB09 115/50-60-PG9	1/8	1.5	115V/50-60HZ	0.07	1.2	0	15
PS393524	141BV-ZB09 115/50-60-PG9	1/8	2 (2.5)*	115V/50-60HZ	0.12	2.0	0	10
PS393525	141FV-ZB09 115/50-60-PG9	1/4	2 (2.5)*	115V/50-60HZ	0.12	2.0	0	10
PS393526	141GV-ZB09 115/50-60-PG9	1/4	2.5	115V/50-60HZ	0.17	2.8	0	7

*Orifice mm for Exhaust side

- Description:**
- 2/2-Way Pilot Operated Valve - NBR - Normally Closed.
 - Coil IP65 for 2 P + E plug according to DIN 43650 type A (plug included).
 - Power Consumption 8W (AC), 9W (DC).
- Temperature range:**
- +90°C
- Seals Material:**
- NBR
- Applications:**
- Shut-off control (ON-OFF) of water, hot water (up to 90°C) in applications such as car washing installations, installations, autoclaves, plumbing, irrigation systems.
- Advantages:**
- Superior flow rate.
 - Special diaphragm design.
 - Robust mechanical diaphragm hung system.
- Benefits:**
- High performance with liquids.
 - Longer life.

7321B Series - 2/2-Way Pilot Operated Valve - NBR - Normally Closed



Part number	Details	Thread	Orifice	Voltage	Kv		Admissible Differential Pressure	
					m³/h	l/mm	Min. bar	Max. bar
PS475469W	7321BIN00-481865C2-PG9	3/8	13	24V DC	3.0	50	0.1	20
PS475428W	7321BAN00-481865C2-PG9	1/2	13	24V DC	3.0	50	0.1	20
PS475276W	7321BCN00-481865C2-PG9	3/4	20	24V DC	8.4	140	0.1	20
PS475470W	7321BDN00-481865C2-PG9	1	25	24V DC	9.6	160	0.1	20
PS475479W	7321BEN00-481865C2-PG9	1 1/4	35	24V DC	25.2	420	0.1	10
PS475432W	7321BFN00-481865C2-PG9	1 1/2	40	24V DC	30.0	500	0.1	10
PS475425W	7321BGN00-481865C2-PG9	2	50	24V DC	37.2	620	0.1	10
PS475243W	7321BIN00-4818653D-PG9	3/8	13	220-230/50-60	3.0	50	0.1	20
PS475251W	7321BAN00-4818653D-PG9	1/2	13	220-230/50-60	3.0	50	0.1	20
PS475261W	7321BCN00-4818653D-PG9	3/4	20	220-230/50-60	8.4	140	0.1	20
PS475267W	7321BDN00-4818653D-PG9	1	25	220-230/50-60	9.6	160	0.1	20
PS475366W	7321BEN00-4818653D-PG9	1 1/4	35	220-230/50-60	25.2	420	0.1	10
PS475369W	7321BFN00-4818653D-PG9	1 1/2	40	220-230/50-60	30.0	500	0.1	10
PS475372W	7321BGN00-4818653D-PG9	2	50	220-230/50-60	37.2	620	0.1	10
PS475406W	7321BIN00-481865A2-PG9	3/8	13	24/50-60	3.0	50	0.1	20
PS475407W	7321BAN00-481865A2-PG9	1/2	13	24/50-60	3.0	50	0.1	20
PS475408W	7321BCN00-481865A2-PG9	3/4	20	24/50-60	8.4	140	0.1	20
PS475500W	7321BDN00-481865A2-PG9	1	25	24/50-60	9.6	160	0.1	20
PS475501W	7321BEN00-481865A2-PG9	1 1/4	35	24/50-60	25.2	420	0.1	10
PS475502W	7321BFN00-481865A2-PG9	1 1/2	40	24/50-60	30.0	500	0.1	10
PS475503W	7321BGN00-481865A2-PG9	2	50	24/50-60	37.2	620	0.1	10
PS475538W	7321BIN00-483510S5-PG9	3/8	13	110-115/50 120/60	3.0	50	0.1	20
PS475539W	7321BAN00-483510S5-PG9	1/2	13	110-115/50 120/60	3.0	50	0.1	20
PS475540W	7321BCN00-483510S5-PG9	3/4	20	110-115/50 120/60	8.4	140	0.1	20
PS475541W	7321BDN00-483510S5-PG9	1	25	110-115/50 120/60	9.6	160	0.1	20
PS475542W	7321BEN00-483510S5-PG9	1 1/4	35	110-115/50 120/60	25.2	420	0.1	10
PS475543W	7321BFN00-483510S5-PG9	1 1/2	40	110-115/50 120/60	30.0	500	0.1	10
PS475544W	7321BGN00-483510S5-PG9	2	50	110-115/50 120/60	37.2	620	0.1	10

- Description:**
- 2/2-Way Pilot Operated Valve - EPDM - Normally Closed.
 - Coil IP65 for 2 P + E plug according to DIN 43650 type A (plug included).
 - Power Consumption 8W (AC), 9W (DC).
- Temperature range:**
- +140°C
- Seals Material:**
- EPDM
- Applications:**
- Shut-off control (ON-OFF) of water, superheated water and steam (up to 140°C) in applications such as washing machines, car washing installations, water treatment installations, autoclaves, plumbing, irrigation systems.

- Advantages:**
- Superior flow rate.
 - Special diaphragm design.
- Benefits:**
- High performance with liquids.
 - Longer life.

7321B Series - 2/2-Way Pilot Operated Valve - EPDM - Normally Closed



Part number	Details	Thread BSPP	Orifice mm	Voltage	Kv		Admissible Differential Pressure	
					m³/h	l/mm	Min. bar	Max. bar
PS475504W	7321BIH00-481865C2-PG9	3/8	13	24V DC	3.0	50	0.1	10
PS475091W	7321BAH00-481865C2-PG9	1/2	13	24V DC	3.0	50	0.1	10
PS475505W	7321BCH00-481865C2-PG9	3/4	20	24V DC	8.4	140	0.1	10
PS475471W	7321BDH00-481865C2-PG9	1	25	24V DC	9.6	160	0.1	10
PS475506W	7321BEH00-481865C2-PG9	1 1/4	35	24V DC	25.2	420	0.1	10
PS475507W	7321BFH00-481865C2-PG9	1 1/2	40	24V DC	30.0	500	0.1	10
PS475508W	7321BGH00-481865C2-PG9	2	50	24V DC	37.2	620	0.1	10
PS475088W	7321BIH00-4818653D-PG9	3/8	13	220-230/50-60	3.0	50	0.1	10
PS475089W	7321BAH00-4818653D-PG9	1/2	13	220-230/50-60	3.0	50	0.1	10
PS475416W	7321BCH00-4818653D-PG9	3/4	20	220-230/50-60	8.4	140	0.1	10
PS475417W	7321BDH00-4818653D-PG9	1	25	220-230/50-60	9.6	160	0.1	10
PS475509W	7321BEH00-4818653D-PG9	1 1/4	35	220-230/50-60	25.2	420	0.1	10
PS475510W	7321BFH00-4818653D-PG9	1 1/2	40	220-230/50-60	30.0	500	0.1	10
PS475090W	7321BGH00-4818653D-PG9	2	50	220-230/50-60	37.2	620	0.1	10
PS475511W	7321BIH00-481865A2-PG9	3/8	13	24/50-60	3.0	50	0.1	10
PS475512W	7321BAH00-481865A2-PG9	1/2	13	24/50-60	3.0	50	0.1	10
PS475093W	7321BCH00-481865A2-PG9	3/4	20	24/50-60	8.4	140	0.1	10
PS475513W	7321BDH00-481865A2-PG9	1	25	24/50-60	9.6	160	0.1	10
PS475514W	7321BEH00-481865A2-PG9	1 1/4	35	24/50-60	25.2	420	0.1	10
PS475515W	7321BFH00-481865A2-PG9	1 1/2	40	24/50-60	30.0	500	0.1	10
PS475516W	7321BGH00-481865A2-PG9	2	50	24/50-60	37.2	620	0.1	10
PS475545W	7321BIH00-483510S5-PG9	3/8	13	110-115/50 120/60	3.0	50	0.1	10
PS475546W	7321BAH00-483510S5-PG9	1/2	13	110-115/50 120/60	3.0	50	0.1	10
PS475547W	7321BCH00-483510S5-PG9	3/4	20	110-115/50 120/60	8.4	140	0.1	10
PS475548W	7321BDH00-483510S5-PG9	1	25	110-115/50 120/60	9.6	160	0.1	10
PS475549W	7321BEH00-483510S5-PG9	1 1/4	35	110-115/50 120/60	25.2	420	0.1	10
PS475550W	7321BFH00-483510S5-PG9	1 1/2	40	110-115/50 120/60	30.0	500	0.1	10
PS475551W	7321BGH00-483510S5-PG9	2	50	110-115/50 120/60	37.2	620	0.1	10



- Description:**
- 2/2-Way Pilot Operated Valve - FKM - Normally Closed.
 - Coil IP65 for 2 P + E plug according to DIN 43650 type A (plug included).
 - Power Consumption 8W (AC), 9W (DC).
- Temperature range:**
- +140°C
- Seals Material:**
- FKM
- Applications:**
- Shut-off control (ON-OFF) of Water and superheated water with contaminants, light oils (up to 140°C) in applications such as washing machines, car washing installations, water treatment installations, autoclaves, plumbing, irrigation systems.
- Advantages:**
- Superior flow rate.
 - Special diaphragm design.
- Benefits:**
- High performance with liquids.
 - Longer life.

7321B Series - 2/2-Way Pilot Operated Valve - FKM - Normally Closed



Part number	Details	Thread BSPP	Orifice mm	Voltage	Kv		Admissible Differential Pressure	
					m ³ /h	l/mm	Min. bar	Max. bar
PS475517W	7321BIV00-481865C2-PG9	3/8	13	24 V DC	3.0	50	0.1	20
PS475518W	7321BAV00-481865C2-PG9	1/2	13	24 V DC	3.0	50	0.1	20
PS475519W	7321BCV00-481865C2-PG9	3/4	20	24 V DC	8.4	140	0.1	20
PS475520W	7321BDV00-481865C2-PG9	1	25	24 V DC	9.6	160	0.1	20
PS475521W	7321BIV00-4818653D-PG9	3/8	13	220-230/50-60	3.0	50	0.1	20
PS475522W	7321BAV00-4818653D-PG9	1/2	13	220-230/50-60	3.0	50	0.1	20
PS475523W	7321BCV00-4818653D-PG9	3/4	20	220-230/50-60	8.4	140	0.1	20
PS475524W	7321BDV00-4818653D-PG9	1	25	220-230/50-60	9.6	160	0.1	20
PS475525W	7321BIV00-481865A2-PG9	3/8	13	24/50-60	3.0	50	0.1	20
PS475526W	7321BAV00-481865A2-PG9	1/2	13	24/50-60	3.0	50	0.1	20
PS475527W	7321BCV00-481865A2-PG9	3/4	20	24/50-60	8.4	140	0.1	20
PS475528W	7321BDV00-481865A2-PG9	1	25	24/50-60	9.6	160	0.1	20
PS475529W	7321BIV00-483510S5-PG9	3/8	13	110-115/50 120/60	3.0	50	0.1	20
PS475530W	7321BAV00-483510S5-PG9	1/2	13	110-115/50 120/60	3.0	50	0.1	20
PS475531W	7321BCV00-483510S5-PG9	3/4	20	110-115/50 120/60	8.4	140	0.1	20
PS475532W	7321BDV00-483510S5-PG9	1	25	110-115/50 120/60	9.6	160	0.1	20

- Description:**
- 2/2-Way Pilot Operated Valve - NBR - Normally Closed.
 - 2/2-Way Pilot Operated Valve - FKM - Normally Closed.
 - Coil IP65 for 2 P + E plug according to DIN 43650 type A (plug included).
 - Power Consumption 8W (AC), 9W (DC).
- Temperature range:**
- +75°C Liquids / +100°C Air/Oil.
- Seals Material:**
- NBR or FKM
- Applications:**
- High Pressure shut-off control (ON-OFF) of dry or lubricated air, neutral gases and liquids/oil, in applications such as compressors, car washing, machine tool cooling, etc.
- Advantages:**
- Robust and reliable design to achieve long life durability with excellent repeatability at high pressure, normally closed or normally open function.
- Benefits:**
- Can work with dirty compressed air.

321H Series - 2/2-Way Pilot Operated Valve - NBR - Normally Closed



Part number	Details	Thread BSPP	Orifice mm	Voltage	Kv		Admissible Differential Pressure	
					m ³ /h	l/mm	Min. bar	Max. bar
PS321001	E321H11-2995-482635S6	1/4	8.0	230V/50-60HZ	2.16	36	0.3	40
PS321002	E321H13-2995-482635S6	3/8	11.0	230V/50-60HZ	3.00	50	0.3	40
PS321003	E321H15-2995-482635S6	1/2	14.5	230V/50-60HZ	3.60	60	0.3	40
PS321004	E321H11-2995-482725C2	1/4	8.0	24V/DC	2.16	36	0.3	25
PS321005	E321H13-2995-482725C2	3/8	11.0	24V/DC	3.00	50	0.3	25
PS321006	E321H15-2995-482725C2	1/2	14.5	24V/DC	3.60	60	0.3	25
PS321007	E321H11-2995-482725A2	1/4	8.0	24V/50HZ	2.16	36	0.3	40
PS321008	E321H13-2995-482725A2	3/8	11.0	24V/50HZ	3.00	50	0.3	40
PS321009	E321H15-2995-482725A2	1/2	14.5	24V/50HZ	3.60	60	0.3	40
PS321010	E321H11-2995-482635S5	1/4	8.0	110V/50-60HZ	2.16	36	0.3	40
PS321011	E321H13-2995-482635S5	3/8	11.0	110V/50-60HZ	3.00	50	0.3	40
PS321012	E321H15-2995-482635S5	1/2	14.5	110V/50-60HZ	3.60	60	0.3	40

321H Series - 2/2-Way Pilot Operated Valve - FKM - Normally Closed



Part number	Details	Thread BSPP	Orifice mm	Voltage	Kv		Admissible Differential Pressure	
					m ³ /h	l/mm	Min. bar	Max. bar
PS321013	E321H21-2995-482635S6	1/4	8.0	230V/50-60HZ	2.16	36	0.3	40
PS321014	E321H23-2995-482635S6	3/8	11.0	230V/50-60HZ	3.00	50	0.3	40
PS321015	E321H25-2995-482635S6	1/2	14.5	230V/50-60HZ	3.60	60	0.3	40
PS321016	E321H21-2995-482725C2	1/4	8.0	24V/DC	2.16	36	0.3	25
PS321017	E321H23-2995-482725C2	3/8	11.0	24V/DC	3.00	50	0.3	25
PS321018	E321H25-2995-482725C2	1/2	14.5	24V/DC	3.60	60	0.3	25
PS321019	E321H21-2995-482725A2	1/4	8.0	24V/50HZ	2.16	36	0.3	40
PS321020	E321H23-2995-482725A2	3/8	11.0	24V/50HZ	3.00	50	0.3	40
PS321021	E321H25-2995-482725A2	1/2	14.5	24V/50HZ	3.60	60	0.3	40
PS321022	E321H21-2995-482635S5	1/4	8.0	110V/50-60HZ	2.16	36	0.3	25
PS321023	E321H23-2995-482635S5	3/8	11.0	110V/50-60HZ	3.00	50	0.3	25
PS321024	E321H25-2995-482635S5	1/2	14.5	110V/50-60HZ	3.60	60	0.3	25

- Description:**
- 2/2-Way Pilot Operated Valve - NBR - Normally Open.
 - 2/2-Way Pilot Operated Valve - FKM - Normally Open.
 - Coil IP65 for 2 P + E plug according to DIN 43650 type A (plug included).
 - Power Consumption 8W (AC), 9W (DC).
- Temperature range:**
- +75°C/100°C NBR / +100°C FKM.
- Seals Material:**
- NBR or FKM
- Applications:**
- High Pressure Shut-off control (ON-OFF) of dry or lubricated air, neutral gases and liquids/oil, in applications such as compressors, car washing, machine tool cooling, etc.
- Advantages:**
- Robust and reliable design to achieve long life durability with excellent repeatability at high pressure, normally closed or normally open function.
- Benefits:**
- Can work with dirty compressed air.

322H Series - 2/2-Way Pilot Operated Valve - NBR - Normally Open



Part number	Details	Thread BSP	Orifice mm	Voltage	Kv		Admissible Differential Pressure	
					m³/h	l/mm	Min. bar	Max. bar
PS322001	322H71-2995-482635S6	1/4	8.0	230V/50-60HZ	2.16	36	0.3	40
PS322002	322H73-2995-482635S6	3/8	11.0	230V/50-60HZ	3.00	50	0.3	40
PS322003	322H75-2995-482635S6	1/2	14.5	230V/50-60HZ	3.60	60	0.3	40
PS322004	322H71-2995-482725C2	1/4	8.0	24V/DC	2.16	36	0.3	25
PS322005	322H73-2995-482725C2	3/8	11.0	24V/DC	3.00	50	0.3	25
PS322006	322H75-2995-482725C2	1/2	14.5	24V/DC	3.60	60	0.3	25
PS322007	322H71-2995-482725A2	1/4	8.0	24V/50HZ	2.16	36	0.3	40
PS322008	322H73-2995-482725A2	3/8	11.0	24V/50HZ	3.00	50	0.3	40
PS322009	322H75-2995-482725A2	1/2	14.5	24V/50HZ	3.60	60	0.3	40
PS322010	322H71-2995-482635S5	1/4	8.0	110V/50-60HZ	2.16	36	0.3	40
PS322011	322H73-2995-482635S5	3/8	11.0	110V/50-60HZ	3.00	50	0.3	40
PS322012	322H75-2995-482635S5	1/2	14.5	110V/50-60HZ	3.60	60	0.3	40

322H Series - 2/2-Way Pilot Operated Valve - FKM - Normally Open



Part number	Details	Thread BSP	Orifice mm	Voltage	Kv		Admissible Differential Pressure	
					m³/h	l/mm	Min. bar	Max. bar
PS322013	322H7106-2995-482635S6	1/4	8.0	230V/50-60HZ	2.16	36	0.3	40
PS322014	322H7306-2995-482635S6	3/8	11.0	230V/50-60HZ	3.00	50	0.3	40
PS322015	322H7506-2995-482635S6	1/2	14.5	230V/50-60HZ	3.60	60	0.3	40
PS322016	322H7106-2995-482725C2	1/4	8.0	24V/DC	2.16	36	0.3	25
PS322017	322H7306-2995-482725C2	3/8	11.0	24V/DC	3.00	50	0.3	25
PS322018	322H7506-2995-482725C2	1/2	14.5	24V/DC	3.60	60	0.3	25
PS322019	322H7106-2995-482725A2	1/4	8.0	24V/50HZ	2.16	36	0.3	40
PS322020	322H7306-2995-482725A2	3/8	11.0	24V/50HZ	3.00	50	0.3	40
PS322021	322H7506-2995-482725A2	1/2	14.5	24V/50HZ	3.60	60	0.3	40
PS322022	322H7106-2995-482635S5	1/4	8.0	110V/50-60HZ	2.16	36	0.3	40
PS322023	322H7306-2995-482635S5	3/8	11.0	110V/50-60HZ	3.00	50	0.3	40
PS322024	322H7506-2995-482635S5	1/2	14.5	110V/50-60HZ	3.60	60	0.3	40

Description:	<ul style="list-style-type: none"> • 3/2 + 5/2 Way Solenoid Valve - Pilot Operated - NBR - NAMUR Interface. • Coil IP65 for 2 P + E plug according to DIN 43650 type B (plug included). • Power Consumption 3W.
Temperature range:	<ul style="list-style-type: none"> • +50°C
Seals Material:	<ul style="list-style-type: none"> • NBR
Applications:	<ul style="list-style-type: none"> • 3 or 4 way directional valves for the control of single or double acting pneumatic actuators with NAMUR standard and following the VDI/VDE 3845 recommendations.
Advantages:	<ul style="list-style-type: none"> • Highly reliable design offering millions of cycles life time duration with excellent value for money.
Benefits:	<ul style="list-style-type: none"> • Can be mounted on rack and pinion or scotch and yoke NAMUR actuators.

341N05 Series - 3/2 + 5/2 Way Solenoid Valve - Pilot Operated - NBR - NAMUR Interface



Part number	Details	Thread	Orifice	Voltage	Kv		Admissible Differential Pressure		Media
					m ³ /h	l/mm	Min. bar	Max. bar	
PS341001	341N05-496482-P9	1/4	7	230V/50-60HZ	75	1250	2.5	10	Air
PS341002	341N05-496482-P2	1/4	7	110/50-60HZ	75	1250	2.5	10	Air
PS341003	341N05-496482-P0	1/4	7	24/50-60HZ	75	1250	2.5	10	Air
PS341004	341N05-496482-C2	1/4	7	24V/DC	75	1250	2.5	10	Air

- Description:**
- 2/2-Way Pilot Operated Valve - NBR - Normally Open.
 - Coil IP65 for 2 P + E plug according to DIN 43650 type A (plug included).
 - Power Consumption 8W (AC), 9W (DC).
- Temperature range:**
- +90°C
- Seals Material:**
- NBR
- Applications:**
- Shut-off control (ON-OFF) of water, superheated water and steam (up to 140°C) in applications such as washing machines, car washing installations, water treatment installations, autoclaves, plumbing, irrigation systems.
- Advantages:**
- Superior flow rate thanks to the special diaphragm design, best performances for minimum and maximum operating pressure differential.

7322B Series - 2/2-Way Pilot Operated Valve - NBR - Normally open



Part number	Details	Thread BSPP	Orifice mm	Voltage	Kv		Admissible Differential Pressure	
					m ³ /h	l/mm	Min. bar	Max. bar
PS475600W	7322BIN00-481865C2-PG9	3/8	13	24V DC	3.0	50	0.1	20
PS475601W	7322BAN00-481865C2-PG9	1/2	13	24V DC	3.0	50	0.1	20
PS475602W	7322BCN00-481865C2-PG9	3/4	20	24V DC	8.4	140	0.1	20
PS475603W	7322BDN00-481865C2-PG9	1	25	24V DC	9.6	160	0.1	20
PS475604W	7322BIN00-4818653D-PG9	3/8	13	220-230/50-60	3.0	50	0.1	20
PS475605W	7322BAN00-4818653D-PG9	1/2	13	220-230/50-60	3.0	50	0.1	20
PS475606W	7322BCN00-4818653D-PG9	3/4	20	220-230/50-60	8.4	140	0.1	20
PS475607W	7322BDN00-4818653D-PG9	1	25	220-230/50-60	9.6	160	0.1	20
PS475608W	7322BIN00-481865A2-PG9	3/8	13	24/50-60	3.0	50	0.1	20
PS475609W	7322BAN00-481865A2-PG9	1/2	13	24/50-60	3.0	50	0.1	20
PS475610W	7322BCN00-481865A2-PG9	3/4	20	24/50-60	8.4	140	0.1	20
PS475611W	7322BDN00-481865A2-PG9	1	25	24/50-60	9.6	160	0.1	20
PS475612W	7322BIN00-483510S5-PG9	3/8	13	110-115/50 120/60	3.0	50	0.1	20
PS475613W	7322BAN00-483510S5-PG9	1/2	13	110-115/50 120/60	3.0	50	0.1	20
PS475614W	7322BCN00-483510S5-PG9	3/4	20	110-115/50 120/60	8.4	140	0.1	20
PS475615W	7322BDN00-483510S5-PG9	1	25	110-115/50 120/60	9.6	160	0.1	20

- Description:** Available in zinc/aluminium or non-corrodible polyester. For low flow (90 or 120 l/min), 125-micron inline filtration. The polyester option is suitable for use in water applications.
- Applications:** Industrial and mobile hydraulics and general applications where coarse filtration is required to remove particulate contamination from fluids such as oil or water.
- Advantages:**
- 2 models cover most applications.
 - Non-corrodible characteristics make it ideal for water applications.
- Benefits:**
- Proven designs and product reliability.
 - Parker innovation.

Metal Inline filter



Part number	Thread BSPP	Flow l/min	Micron	Replacement elements
IL1115	1	90	125	EIL1115

A-F Inline filter



Part number	Tube Outside Diameter	
	inch	mm
4A-F4L-50-SS	1/4	
6A-F6L-50-SS	3/8	
8A-F8L-50-SS	1/2	
M6A-F4L-50-SS		6
M10A-F6L-50-SS		10
M12A-F8L-50-SS		12

Non-corrodible Inline filters



Part number	Thread BSPP	Micron	Weight kg	Replacement elements	Use
IL761151	1	125	0.5	R.76115 (Oil)	Oil
IL761251	1	125	0.5	R.76125 (Water)	Water

Construction:	<ul style="list-style-type: none"> Core tube: polytetrafluorethylene. Reinforcement: one braided layer of stainless steel wire.
Operating temperature:	<ul style="list-style-type: none"> From -50°C to +150°C permanent temperature
Fitting series:	<ul style="list-style-type: none"> YX
Applications:	<ul style="list-style-type: none"> Medium pressure service for use with hydraulic fluids at high temperatures as well as aggressive chemical fluids, surface treatment, 2-component compounds.
Advantages:	<ul style="list-style-type: none"> Very high chemical resistance, suitable for very high temperatures.
Benefits:	<ul style="list-style-type: none"> Long lifetime even with aggressive media, excellent performance for high temperature applications.

2030T - PTFE Hose



Part number	Inside Diameter		Outside Diameter	Operating Pressure	
	inch	mm	mm	bar	psi
2030T-03V70	3/16	4.7	7.8	275	3985
2030T-04V70	1/4	6.3	9.5	240	3480
2030T-05V70	5/16	8.2	11.5	200	2900
2030T-06V70	3/8	9.7	13.0	175	2535
2030T-08V70	1/2	12.8	16.7	150	2175
2030T-10V70	5/8	16.0	20.0	125	1810

Parkrimp® crimp fittings

Material:

- Galvanised steel with transparent Cr(VI)-free plating.

For hose type:

- 2030T

01 - National Pipe Tapered (NPT) male



Part number	Hose Inside Diameter			Tube Outside Diameter		Thread NPTF
	DN	inch	Size	mm	mm	
101YX-4-04	6	1/4	-04	6.4	4	1/4-18
101YX-8-08	12	1/2	-08	12.7	8	1/2-14

06 - SAE (JIC) 37° female swivel



Part number	Hose Inside Diameter			Tube Outside Diameter		Thread UNF
	DN	inch	Size	mm	mm	
106YX-5-04	6	1/4	-04	6.4	5	1/2-20
106YX-8-06	10	3/8	-06	9.5	8	3/4-16
106YX-10-08	12	1/2	-08	12.7	10	7/8-14

1D - Metric standpipe



Part number	Hose Inside Diameter			Tube Outside Diameter	
	DN	inch	Size	mm	mm
11DYX-6-03	5	3/16	-03	4.8	6
11DYX-8-04	6	1/4	-04	6.4	8
11DYX-10-05	8	5/16	-05	7.9	10
11DYX-12-06	10	3/8	-06	9.5	12

Parkrimp® crimp fittings

Material:

- Galvanised steel with transparent Cr(VI)-free plating.

For hose type:

- 2030T

92 - BSPP female swivel 60° cone



Part number	Hose Inside Diameter			Tube Outside Diameter		Thread BSPP
	DN	inch	Size	mm	mm	
192YX-4-03	5	3/16	-03	4.8	4	1/4
192YX-4-04	6	1/4	-04	6.3	4	1/4
192YX-6-05	8	3/16	-05	7.9	6	3/8
192YX-6-06	10	3/8	-06	9.5	6	3/8
192YX-8-08	12	1/2	-08	12.7	8	1/2
192YX-12-10	16	5/8	-10	15.9	12	3/4

B2 - BSPP female swivel 60° cone - 90° elbow



Part number	Hose Inside Diameter			Tube Outside Diameter		Thread BSPP
	DN	inch	Size	mm	mm	
1B2YX-4-04	6	1/4	-04	6.4	4	1/4
1B2YX-6-06	10	3/8	-06	9.5	6	3/8
1B2YX-8-08	12	1/2	-08	12.7	8	1/2

Parkrimp® crimp fittings

Material:

- Galvanised steel with transparent Cr(VI)-free plating.

For hose type:

- 2030T

C3 - Metric female swivel 24°/60°



Part number	Hose Inside Diameter				Tube Outside Diameter		Thread Metric
	DN	inch	Size	mm	mm		
1C3YX-6-03	5	3/16	-03	4.8	6	M12x1.5	
1C3YX-8-04	6	1/4	-04	6.4	8	M14x1.5	
1C3YX-10-05	8	5/16	-05	7.9	10	M16x1.5	
1C3YX-10-06	10	3/8	-06	9.5	10	M16x1.5	
1C3YX-12-06	10	3/8	-06	9.5	12	M18x1.5	
1C3YX-15-08	12	1/2	-08	12.7	15	M22x1.5	
1C3YX-18-10	16	5/8	-10	15.9	18	M26x1.5	

CA - Metric female swivel 24° with O-Ring



Part number	Hose Inside Diameter				Tube Outside Diameter		Thread Metric
	DN	inch	Size	mm	mm		
1CAYX-6-03	5	3/16	-03	4.8	6	M12x1.5	
1CAYX-8-04	6	1/4	-04	6.4	8	M14x1.5	
1CAYX-10-05	8	5/16	-05	7.9	10	M16x1.5	
1CAYX-12-06	10	3/8	-06	9.5	12	M18x1.5	
1CAYX-15-08	12	1/2	-08	12.7	15	M22x1.5	
1CAYX-18-10	16	5/8	-10	15.9	18	M26x1.5	

6

CF - Metric female swivel with O-Ring 24° - 90° elbow



Part number	Hose Inside Diameter				Tube Outside Diameter		Thread Metric
	DN	inch	Size	mm	mm		
1CFYX-6-03	5	3/16	-03	4.8	6	M12x1.5	
1CFYX-8-04	6	1/4	-04	6.4	8	M14x1.5	
1CFYX-15-08	12	1/2	-08	12.7	15	M22x1.5	

Tooling & Accessories



MiniKrimp® - p. 423



Parflange® 1025 - p. 436



ServiceMaster Plus - p. 443

Hose Accessories

- Guards 412
- Hose Protectors 414

Clamps

- Hose Clamps 416
- Tube Clamps 418
- Tube Clamp Components 421

Crimping

- Hose Crimping Machines 423
- Hose Crimping Tooling 428
- Hose Cutting Machines 429

Tooling

- Par-Lok® Wrench 431

Tube Tooling

- Tube Cutters 432
- EO Tube Preparation 433
- Tube Bending Tool 434
- Hand Tube Preparation 437

Measurement & Control

- Test Point 439
- Diagnostic Products 442
- Diagnostic Accessories 444
- Industrial Products 448
- Sensors 451
- Fluid Level Temperature Gauges 452
- Pressure Regulators 453
- Pressure Gauges 454
- Thread Identification Kit 455
- Fluid Condition Monitoring 457

Portable Filtration Solution

- Portable Filtration Trolley and Guardian 459

Lubrication

- Fitting Grease 461

Seals

- O-Ring Kits - Identification Tools 462

Accessories

- PTFE Tape 463

HS - Containment grips for rubber and thermoplastic hose



Part number	Inside Diameter		Outside Diameter	
	inch	Size	mm	F(kN)*
HS-03	3/16	-03	9-15	3/9
HS-05	5/16	-05	15-20	6/18
HS-08	1/2	-08	20-30	11/33
HS-12	3/4	-12	30-40	11/33

*F(kN) 3/9: working load 3 kN, breaking load 9 kN, e.g. DN5.

AG - Armour guard



Part number	Inside Diameter mm	For hose size					
		701, 371LT, 372, 731	301SN	421SN, 436, 441, 462, 492, 461LT, 462TC	801, 831	811	787TC, 797TC
AG-060	15.20			-04	-04/-05		
AG-066	16.75		-04	-05			
AG-072	18.25		-05	-06	-06		
AG-084	21.30		-06	-08	-08		-08
AG-097	24.60	-06	-08	-10	-10		
AG-106	26.90	-08	-10				-10
AG-113	28.70			-12	-12		
AG-122	30.95	-10	-12				-12
AG-131	33.25	-12			-16	-12	
AG-155	39.35	-16	-16	-16		-16	-16
AG-166	42.15						
AG-182	46.20			-20		-20	-20
AG-209	53.05	-20	-20	-24		-24	
AG-232	58.90		-24				-24

TOOLING & ACCESSORIES

7

55 SSG - Special cut-to-length spring guard (plated, hard drawn-steel wire) for thermoplastic hose



Part number	Inside Diameter	Length
	mm	mm
55SSG-3	11.9	127.0
55SSG-4	14.0	127.0
55SSG-5	15.5	127.0
55SSG-6	17.3	127.0
55SSG-8	21.1	127.0
55SSG-12	27.7	177.8

SG - Spring guard



Part number	Inside Diameter mm	For hose size					
		701, 371LT, 372, 731	301SN	421SN, 436, 441, 462, 492, 461LT, 462TC	801, 831	811	787TC, 797TC
SG-060	15.20			-04	-04/-05		
SG-066	16.75		-04	-05			
SG-072	18.25		-05	-06	-06		
SG-084	21.30		-06	-08	-08		-08
SG-097	24.60	-06	-08	-10	-10		
SG-106	26.90	-08	-10				-10
SG-113	28.70			-12	-12		
SG-122	30.95	-10	-12				-12
SG-131	33.25	-12			-16	-12	
SG-155	39.35	-16	-16	-16		-16	-16
SG-161	40.85						
SG-166	42.15						
SG-182	46.20			-20		-20	-20
SG-209	53.05	-20	-20	-24			
SG-220	55.85	-24				-24	-24
SG-232	58.90		-24				
SG-270	68.55			-32		-32	
SG-292	74.20		-32				

The steel protective coil spring made from corrosion resistant wire protects the hose cover against abrasion.

HG - PolyGuard plastic high resistance hose protector



Part number	Inside Diameter mm	For hose size					
		701, 371LT, 372, 731	301SN	421SN, 436, 441, 462, 492, 461LT, 462TC	801, 831	811	787TC, 797TC
HG-075	19.1	-06	-06/-08	-08/-10	-08/-10		-08
HG-100	25.4	-08/-10	-10/-12	-12	-12	-12	-10/-12
HG-125	31.8	-12		-16	-16		-16
HG-150	38.1	-16	-16/-20	-20		-16/-20	-20
HG-200	50.8	-20/-24/-32	-24/-32	-24/-32		-24/-32/-40	-24
HG-350	88.9						-48

Shields hose from abrasion and cuts.
Resistant to air, water, oil, petrol, hydraulic fluid and most solvents.

PG - Parkoil flexible plastic hose protector



Part number	Inside Diameter mm	For hose size					
		701, 371LT, 372, 731	301SN	421SN, 436, 441, 462, 492, 461LT, 462TC	801, 831	811	787TC, 797TC
PG-038	9.6						
PG-050	12.7		-03/-04	-04/-05	-04/-05		
PG-062	15.7		-05	-06	-06		
PG-075	19.1	-06	-06	-08	-08		-08
PG-088	22.4	-08	-08	-10	-10		-10
PG-100	25.4	-10	-10/-12	-12	-12		-12
PG-119	30.3	-12			-16	-12	-16
PG-138	35.1	-16/-20	-16	16/-20		16/-20	-20
PG-188	47.8	-24/-32	-20/-24/-32	-24/-32		-24/-32	-24

Shields hose from abrasion and cuts.
Resistant to air, water, oil, petrol, hydraulic fluid and most solvents.

AS-B - Heavy series black colour - Partek® Nylon protective sleeve



Part number	For hose size					
	701, 371LT, 372, 731	301SN	421SN, 436, 441, 462, 492, 461LT, 462TC	801, 831	811	787TC, 797TC
AS-B-11			-04	-04		
AS-B-13		-04	-05			
AS-B-13		-05	-06	-06		
AS-B-15		-06		-08		-08
AS-B-15	-06		-08			
AS-B-17	-08	-08	-10	-10		-10
AS-B-19	-10	-12	-12	-12		-12
AS-B-22	-12				-12	
AS-B-27			-16	-16		
AS-B-33	-16	-16			-16	-16
AS-B-37	-20	-20	-20/-24			-20/-24
AS-B-58					-40/-48	

Shields hose from high abrasion. Temperature range -55°C up to +120°C.

TOOLING & ACCESSORIES

7

AS-Y - Heavy series yellow colour - Partek® Nylon protective sleeve



Part number	For hose size					
	301SN	801, 831	811	701, 731, 371LT, 372	421SN, 436, 441, 463, 492, 493, 462TC	787TC, 797TC
AS-Y-11		-04			-04	
AS-Y-13	-04				-05	
AS-Y-13	-05	-06			-06	
AS-Y-15	-06	-08				
AS-Y-15				-06	-08	-08
AS-Y-17	-08	-10		-08	-10	-10
AS-Y-19	-12	-12		-10	-12	-12
AS-Y-22			-12	-12		
AS-Y-27		-16			-16	
AS-Y-33	-16		-16	-16		-16
AS-Y-37	-20			-20	-20/-24	-20/-24

Shields hose from high abrasion. Temperature range -55°C up to +120°C.

PS-B - Light series black colour - Partek® Nylon protective sleeve



Part number	For hose size					
	301SN	801, 831	811	701, 731, 371LT, 372	421SN, 436, 441, 463, 492, 493, 462TC	787TC, 797TC
PS-B-13	-04	-06			-05	
PS-B-13	-05				-06	
PS-B-15	-06	-08		-06	-08	-08
PS-B-17	-08	-10		-08	-10	-10
PS-B-22	-12	-12	-12	-10	-12	-12
PS-B-22			-12	-12		
PS-B-33	-16	-16	-16	-16	-16	-16
PS-B-33			-16			
PS-B-35			-20		-20	-20
PS-B-37	-20			-20	-24	
PS-B-39	-24		-24	-24		-24
PS-B-45	-32		-32		-32	
PS-B-47				-32		-32

Shields hose from abrasion. Temperature range -55°C up to +120°C.

FS-F - Fire sleeves



Part number	For hose size					
	301SN	801, 831	811	701, 731, 371LT, 372	421SN, 436, 441, 463, 492, 493, 462TC	787TC, 797TC
FS-F-10	3	-04			-03/-04	
FS-F-11	-04				-05	
FS-F-12	-05	-06				
FS-F-14	-06	-08	-06		-06	
FS-F-16				-06	-08	
FS-F-18	-08/-10	-10	-08	-08	-10	-08
FS-F-20	-12	-12	-10	-10	-12	-10
FS-F-22		-16	-12	-12	-14	-12
FS-F-24					-16	
FS-F-28	-16		-16	-16		-16
FS-F-32			-20		-20	-20
FS-F-38	-20/-24		-24	-20/-24	-24	
FS-F-40						-24
FS-F-48	-32		-32	-32	-32	-32

These firesleeves are constructed of a uniform single braid of glass fibre with a special outside coating. When fitting the firesleeve to hose assemblies with reusable or crimped fittings, a firesleeve clamp must be used. Temperature range -73°C up to +260°C.

M Series - Clamp - Miniature worm drive hose clamps



Part number	Stretch area	
	inch	mm
M0200	0.25-0.62	6-16
M0300	0.30-0.87	8-22
M0400	0.66-1.25	16-32
M0500	0.66-1.50	16-38
M1100	2.50-3.50	64-90

For all clamping applications meeting normal environmental conditions.
Hex head screw made of zinc plated carbon steel.

MS Series - Worm drive hose clamps



Part number	Stretch area	
	inch	mm
MS0200N	0.25-0.62	6-16
MS0300N	0.30-0.87	8-22
MS0400N	0.66-1.25	16-32
MS0500N	0.66-1.50	16-38
MS0600N	0.66-1.75	19-45
MS0700N	1.00-2.00	25-50
MS0800N	1.38-2.38	35-60
MS0900N	1.75-2.75	45-70
MS1000N	2.25-3.25	58-82
MS1100N	2.50-3.50	64-90
MS1200N	3.00-4.00	77-100

Preferred for those environmental conditions which require the extra protection provided by this 100% stainless steel hose clamp.
Hex head screw of AISI 305 series stainless steel.

TOOLING & ACCESSORIES
7

S Series - Clamp - Standard



Part number	Stretch area	
	inch	mm
S0600	0.38-0.87	10-22
S0800	0.44-1.00	11-25
S1000	0.50-1.12	13-28
S1040	5.00-7.00	102-178
S1200	0.50-1.25	13-32
S1600	0.50-1.50	13-38
S2000	0.75-1.75	19-44
S2400	1.00-2.00	26-50
S2800	1.32-2.25	34-57
S3200	1.57-2.50	40-64
S3600	0.88-2.75	23-70
S4000	1.13-3.00	29-76
S4400	1.32-3.25	34-82
S4800	1.63-3.50	42-90
S5200	1.88-3.75	48-95
S5600	2.13-4.00	54-100
S6400	2.63-4.50	67-114
S7200	3.13-5.00	80-130
S8000	3.63-5.50	92-140
S8800	4.25-6.00	108-150
S9600	4.75-6.50	121-165

Band and housing of stainless steel for all clamping applications, meeting normal environmental conditions.
Hex head screw made of zinc plated carbon steel.

SS - N Series - Clamp - All stainless



Part number	Stretch area	
	inch	mm
SS0600N	0.38-0.87	10-22
SS0800N	0.44-1.00	11-25
SS1000N	0.50-1.12	13-28
SS1040N	5.00-7.00	102-178
SS1200N	0.50-1.25	13-32
SS1600N	0.50-1.50	13-38
SS2000N	0.75-1.75	19-44
SS2400N	1.00-2.00	26-50
SS2800N	1.32-2.25	34-57
SS3200N	1.57-2.50	40-64
SS3600N	0.88-2.75	23-70
SS4000N	1.13-3.00	29-76
SS4400N	1.32-3.25	34-82
SS4800N	1.63-3.50	42-90
SS5200N	1.88-3.75	48-95
SS5600N	2.13-4.00	54-100
SS6400N	2.63-4.50	67-114
SS7200N	3.13-5.00	80-130
SS8000N	3.63-5.50	92-140
SS8800N	4.25-6.00	108-150
SS9600N	4.75-6.50	121-165

Preferred for those environmental conditions which require the extra protection provided by this 100% stainless steel hose clamp.
Hex head screw of AISI 305 series stainless steel.

Description:	<ul style="list-style-type: none"> • According to DIN 3015: <ul style="list-style-type: none"> - Both upper and lower clamp-halves are identical. - Webs inside the bore of the clamps provide an impact and vibration deadening effect, and absorb the forces towards the direction of the tube axis. - When using hoses and cables, we recommend the use of clamp valves with a smooth bore. - Screw tightening torque and axial pipe shearing forces. - The indicated screw tightening torque and axial pipe shearing forces refer to assembly with cover plates and outside hexagon bolts according to DIN 931/933. - The axial pipe shearing force (according to DIN 3015, part 10) is an average value, determined by three tests made with a steel pipe according to DIN 2448 of St. 37, for which static friction is assumed (temperature during tests: 23°C). - When loading the clamp with the indicated test force (F) in the axial pipe direction, the pipe must not slide in the clamp.
Material:	<ul style="list-style-type: none"> • Polypropylene. • Polyamide. • Rubber. • Aluminium.
Temperature range:	<ul style="list-style-type: none"> • -30°C up to +90°C. • -40°C up to +120°C. • -50°C up to +120°C. • Up to +300°C.
Colour:	<ul style="list-style-type: none"> • Dark green. • Black.
<p>All metal parts available also in stainless steel. Other materials upon request. Stainless steel qualities 1.4401/1.4571 (AISI 316/316 TI), resistant to rust and acid.</p>	

Advantages:	<ul style="list-style-type: none"> • Suitable for system solutions.
Benefits:	<ul style="list-style-type: none"> • All products perfectly matched to one another.

Tube clamps



Mechanical properties	DIN	Polypropylene (PP)	Polyamide 6 (PA6)	Aluminium	Rubber
Density		0.906 g/cm ³	1.12-1.15 g/cm ³	2.65 g/cm ³	0.98 g/cm ³
Flexural deflection	DIN 53452	36 N/mm ²	130...200 N/mm ²	70 N/mm ²	-
Impact resistance	DIN 53453	no break	no break	-	-
Compressive strength	DIN 53454	90 N/mm ²	120 N/mm ²	HB 500...600 N/mm ²	A + B: 64° Shore C: 73° Shore
Modulus of elasticity	DIN 53452	1500 N/mm ²	3000 N/mm ²	70.000 N/mm ²	-
Tensile strength without breakage	DIN 53454	25-35 N/mm ²	80-90 N/mm ²	180 N/mm ²	A + B: 6.1 N/mm ² C: 8.5 N/mm ²
Thermal properties		Polypropylene (PP)	Polyamide 6 (PA 6)	Aluminium	Rubber
Temperature resistance		-30 to +90°C	-40 to +120°C	300°C	-50 to +120°C
Chemical properties		Polypropylene (PP)	Polyamide 6 (PA 6)	Aluminium	Rubber
Weak acids		limited resistance	limited resistance	-	resistant
Weak alkalis		limited resistance	limited resistance	-	resistant
Alcohol		resistant	resistant	-	resistant
Petrol		limited resistance	resistant	-	limited resistance
Mineral oils		resistant	resistant	-	resistant
Other oils		resistant	resistant	-	resistant

Tightening / Shearing Light Series (DIN 3015 - Part 1)

Size	Fixing screw DIN 931/933	Polypropylene		Polyamide		Aluminium	
		Screw tightening Torque (Mn)	Pipe shearing Force F (kN)	Screw tightening Torque (Mn)	Pipe shearing Force F (kN)	Screw tightening Torque (Mn)	Pipe shearing Force F(kN)
0	M6	8	0.6	10	0.6	-	-
1	M6	8	1.1	10	0.7	12	4.2
2	M6	8	1.2	10	0.8	12	4.3
3	M6	8	1.4	10	1.6	12	4.8
4	M6	8	1.5	10	1.7	12	5.0
5	M6	8	1.9	10	2.0	12	7.3
6	M6	8	2.0	10	2.5	12	8.9

Tightening / Shearing Heavy Series (DIN 3015 - Part 2)

Size	Fixing screw DIN 931/933	Polypropylene		Polyamide		Aluminium	
		Screw tightening Torque (Mn)	Pipe shearing Force F (kN)	Screw tightening Torque (Mn)	Pipe shearing Force F (kN)	Screw tightening Torque (Mn)	Pipe shearing Force F(kN)
1	M10	12	1.6	10	0.6	-	-
2	M10	12	1.1	10	0.7	12	4.2
3	M10	15	1.2	10	0.8	12	4.3
4	M12	30	1.4	10	1.6	12	4.8
5	M16	45	1.5	10	1.7	12	5.0
6	M20	80	1.9	10	2.0	12	7.3
7	M24	110	2.0	10	2.5	12	8.9
8	M30	180					

Tube clamp series A (Light construction series) - Components - DIN 3015 - Part 1

- Order code for clamp halves:
- Polypropylene = RAP ; Inside smooth = RAPG.
 - Polyamide 6 = RAN ; Inside smooth = RANG.
 - Rubber = RAVG.
 - Aluminium = RAA (Aluminium only sizes 1 to 6).
 - (Please exchange as required standard abbreviation RAP in part number).
 - 1 part = 2 clamp halves.

RAP - Tube clamp series A (Light construction series) - Components - DIN 3015 - Part 1



Part number	Tube Outside Diameter		Clamp size
	inch	mm	
RAP006X	-	6.0	0
RAP006.4X	1/4	6.4	0
RAP008X	5/16	8.0	0
RAP009.5X	3/8	9.5	0
RAP010X	-	10.0	0
RAP012X	-	12.0	0
RAP106X	-	6.0	1
RAP106.4X	1/4	6.4	1
RAP108X	5/16	8.0	1
RAP109.5X	3/8	9.5	1
RAP110X	-	10.0	1
RAP112X	-	12.0	1
RAP212.7X	1/2	12.7	2
RAP213.5X	-	13.5	2
RAP214X	-	14.0	2
RAP215X	-	15.0	2
RAP216X	5/8	16.0	2
RAP217.2X	-	17.2	2
RAP218X	-	18.0	2
RAP319X	3/4	19.0	3
RAP320X	-	20.0	3
RAP321.3X	-	21.3	3
RAP322X	-	22.0	3
RAP323X	-	23.0	3
RAP325X	1	25.0	3
RAP426.9X	-	26.9	4
RAP428X	-	28.0	4
RAP430X	-	30.0	4
RAP532X	11/4	32.0	5
RAP533.7X	-	33.7	5
RAP535X	-	35.0	5
RAP538X	11/2	38.0	5
RAP540X	-	40.0	5
RAP542X	-	42.0	5
RAP645X	-	45.0	6
RAP648X	-	48.0	6
RAP650X	-	50.0	6
RAP650.8X	2	50.8	6
RAP652X	-	52.0	6
RAP655X	-	55.0	6
RAP657X	21/4	57.0	6

When assembling solid rubber clamps, covering plates, hexagon screws and locking washers must be used.

APLA - Weld/screw plate - Long

Part number	Clamp size
APLA0X	0
APLA1X	1
APLA2X	2
APLA3X	3
APLA4X	4
APLA5X	5
APLA6X	6

APDA - Twin welding plate

Part number	Clamp size
APDA1X	1
APDA2X	2
APDA3X	3

APRA - Multiple weld plate

Part number	Clamp size
APRA0X (10 clamps)	0
APRA1X (10 clamps)	1
APRA2X (10 clamps)	2
APRA3X (10 clamps)	3

APWA - Weld plate - Angled

Part number	Clamp size
APWA1X	1
APWA2X	2
APWA3X	3
APWA4X	4
APWA5X	5

DPA - Cover plate

Part number	Clamp size
DPA0X	0
DPA1X	1
DPA2X	2
DPA3X	3
DPA4X	4
DPA5X	5
DPA6X	6

Metal parts also available in stainless steel.

ASA - Stacking 1

Part number	Clamp size
ASA0X	0
ASA0X	1
ASA2X	2
ASA3X	3
ASA4X	4
ASA5X	5
ASA6X	6

The use of stacking bolts necessitates the use of locking plates in the assembly design. When assembling solid rubber clamps, cover plates, hexagon screws and locking washers must be used.

TS...A/B - Mounting rail

Part number	Dimensions Thickness
TS11A/B1X	11
TS11A/B2X	11
TS14A/B1X	14
TS14A/B2X	14
TS30A/B1X	30
TS30A/B2X	30

TM...A/B1 - Rail nut

Part number	Dimensions			
	a	b	c	m
TMA/TMB1VERZX	25.4	10.4	12	M6

SLA - Slot head

Part number	Dimensions Diameter x Length
SLA0X	M 6 x 20
SLA2X	M 6 x 25
SLA3X	M 6 x 30
SLA4X	M 6 x 35
SLA5X	M 6 x 50
SLA6X	M 6 x 60

SSLA - Hexagon head

Part number	Dimensions Diameter x Length
SSLA0X	M 6 x 30
SSLA2/SSB1X	M 6 x 35
SSLA3X	M 6 x 40
SSLA4X	M 6 x 45
SSLA5X	M 6 x 60
SSLA6X	M 6 x 70

ISA - Socket head

Part number	Dimensions Diameter x Length
ISA0X	M 6 x 20
ISA2X	M 6 x 25
ISA3X	M 6 x 30
ISA4X	M 6 x 35
ISA5X	M 6 x 50
ISA6X	M 6 x 60

SBA - Locking plate 1

Part number	Length mm	Hex mm
SBAX	30	11

USA - Locking washer 2

Part number	Dimensions	
	a	b
USA/USB1X	9	18

HOSE CRIMPER MACHINES

YES

YOU CAN



Parker KarryKrimp®

Need to replace a faulty hose assembly?

Site too far from a ParkerStore and out of range of a Hose Doctor Service?

Just one solution: a KarryKrimp mobile crimper – simple to operate, cost-effective and built to provide years of dependable service.

In a few minutes, your machinery will be running again and the problem is solved.

So take a Parker KarryKrimp with you and keep your site working.

For more information or to locate your nearest ParkerStore, visit www.parkerstore.com.



For hose fittings: Parkrimp® crimp fittings

- Description: • MiniKrimp® crimps one and two steel wire or textile braided hoses from size -04 up to size -16.
- Fitting series: • 48 (rubber hoses).
• 55, 56, 58, 91N, EH (thermoplastic hoses).
• This machine cannot crimp 43 series stainless steel fittings.
- Dimensions: • L 127 mm x W 178 mm x H 394 mm.
- Weight: • 16 kg.
- Set up time: • 20 sec.
- Applications: • Used for service with handpump (see p. 520) and die rings (see p. 516, 523).
- Restrictions: • Not suitable for multispiral hoses or two-piece fittings.
• Not suitable for regular crimping of size -12 and size -16 hoses.

94C - MiniKrimp® - Hose crimping machine for small sizes up to size -16



Part number
94C-001-PFD

82C-R - Die ring for MiniKrimp®



Part number	Colour
82C-R01	Silver
82C-R02	Black

80C-T - Die set for MiniKrimp® - 91N series fittings



Part number	Inside Diameter	
	inch	Size
80C-T04N	1/4	-04
80C-T05N	5/16	-05
80C-T06N	3/8	-06
80C-T08N	1/2	-08
80C-T10N	5/8	-10
80C-T12N	3/4	-12
80C-T16N	1	-16

Die set are colour-coded to ease identification

80C-P - Die set for MiniKrimp® - 56 series fittings



Part number	Inside Diameter		For hose type
	inch	Size	
80C-P03	3/16	-03	520N/528N/540N/1202LT
80C-P03F	3/16	-03	2040N
80C-P04	1/4	-04	520N/528N/540N/1202LT/2040N
80C-P05	5/16	-05	520N/528N/540N/1202LT
80C-P05F	5/16	-05	2040N
80C-P06	3/8	-06	520N/528N/540N/1202LT/2040N
80C-P08	1/2	-08	520N/528N/540N/2040N

TOOLING & ACCESSORIES
7

Description:	<ul style="list-style-type: none"> • KarryKrimp® crimps one and two steel wire or textile braided hoses from size -4 up to size -20. • Press with hose assembly and 2 die rings.
Fitting series:	<ul style="list-style-type: none"> • 48, 46 (rubber hoses). • 55, 56, 58, 91N, EH (thermoplastic hoses).
Dimensions:	<ul style="list-style-type: none"> • H 760 mm x W 335 mm x D 330 mm.
Die rings:	<ul style="list-style-type: none"> • 82C, see page 428.
Restrictions:	<ul style="list-style-type: none"> • Not suitable for multispiral hoses or two piece fittings.

82CE-061L - KarryKrimp® 1 - Crimping press



Part number	Details
82CE-061L	KarryKrimp® 1 (with die rings, hose assembly)

Description:	<ul style="list-style-type: none"> • KarryKrimp® 2 crimps*: <ul style="list-style-type: none"> - One and two steel wire up to size -20. - Textile braided hoses up to size -20. - Three steel wire braided hoses up to size -16. - 4SP multispiral hoses up to size -16. - 4SH multispiral hoses up to size -16. - Compact spiral hoses up to size -12.
Fitting series:	<ul style="list-style-type: none"> • 26,43,48,70,73,77 (rubber hoses). • 55, 56, 58, 91N, EH (thermoplastic hoses).
Dimensions:	<ul style="list-style-type: none"> • H 762 mm x W 356 mm x D 381 mm (with stand). • H 805 mm x W 340 mm x D 350 mm.
Weight:	<ul style="list-style-type: none"> • 46 kg.
Die rings:	<ul style="list-style-type: none"> • 85C, see page 428.
Applications:	<ul style="list-style-type: none"> • Used for service with hand pump, air-hydraulic and electrical pump.
Restrictions:	<ul style="list-style-type: none"> • Not suitable for multispiral hoses sizes -20, -24 and -32. • Not for two-piece fittings.

* Complete with hose assembly and quick coupling, 2 die rings and dismantable stand.

85CE-061L - KarryKrimp® 2 - Portable crimper for braided and multispiral hoses



Part number	Details
85CE-061L	KarryKrimp® 2 (with die rings and hose assembly)

- Operating pressure:
 - Max. 70 MPa.
- Dimensions:
 - L 351 mm x W 260 mm x H 152 mm.
- Weight:
 - 8.8 kg.
- Connection:
 - Air: 1/4-18NPTF female, Oil: 3/8-18 NPTF female.

85CE-XAM Air Hydraulic Pump



Part number
85CE-XAM

85CE-XA-LK1 Optional Manual Lever



Part number
85CE-XA-LK1

- Operating pressure:
 - Max. 70 MPa.
- Dimensions:
 - L 539 mm x W 417 mm x H 151 mm.
- Weight:
 - 11.6kg
- Lever Force:
 - 55 kg.
- Tank capacity:
 - 2294 cm³.

85CE-OHP - Hand pump



Part number
85CE-OHP

- Description:
 - Hose assembly to connect either hand pump or air-hydraulic pump to the press.
- Dimensions:
 - L 1830 mm.
- Opening pressure:
 - max. 70 Mpa.

85C-00L - Hose Assembly



Part number	Port sizes
85C-00L	3/8-18NPT male. 2. 3/8 coupling.

Dimensions:	• L 320 mm x W 320 mm x H 480 mm.
Weight:	• 8.4 kg.
Tank capacity:	• 662 cm ³ .
Opening pressure:	• 70 MPa.

85C-OAP - Turbo air pump



Part number	Compressed-air supply
85C-OAP	1/4 18NPTF thread

Dimensions:	• L 320 mm x W 320 mm x H 480 mm.
Weight:	• 12 kg.
Tank capacity:	• 2000 cm ³ .
Opening pressure:	• 70 MPa with 3/2 hand valve.
Connection:	• Single phase / 230 V.

82CE-0EP - Power pump



Part number
82CE-0EP

Parkrimp® - Die Sets

TOOLING & ACCESSORIES

7



Part number	Hose Inside Diameter		Connection series
	DN		
80C-B04	-04		46
80C-C04	-04		48
80C-B05	-05		46
80C-C05	-05		48
80C-B06	-06		46
80C-C06	-06		48
83C-D06	-06		70
83C-D06	-06		71
80C-B08	-08		46
80C-C08	-08		48
80C-B10	-10		46
80C-C10	-10		48
80C-B12	-12		46
80C-C12	-12		48
83C-L12 or 80C-L12	-12		73
80C-B16	-16		46
80C-C16 or 83C-C16H	-16		48
83C-L16 or 80C-L16	-16		73
80C-B20	-20		46
80C-C20 or 83C-C20H	-20		48
83C-L20	-20		73
83C-L24	-24		73
83C-C32	-32		48
83C-L32	-32		73
83C-C24	-40		73
80C-CS08	-08		77
80C-CS10	-10		77
80C-CS12	-12		77

- Description:
- TH3-2 Cut-off machine cuts:
 - One and two steel wire.
 - Wire-braided hoses, -20.
 - Four steel wire multispiral hoses up to size -16.
- Dimensions:
- W 650 mm x D 420 mm x H 300 mm (with hand lever H 1050 mm).
- Applications:
- For mobile service vehicles with 12 V supply.
- Restrictions:
- Not suitable for large hose sizes or multispiral hose.

TH3-2 - Cut-off machine



Part number	Replacement blade part number
TH3-2-12VDC	T891179

Machine with standard smooth blade

Diameter: 275 mm x 3 mm x 30 mm

- Description:
- TH3E-EM3 Cut-off machine cuts:
 - One and two steel wire.
 - Textile braided hoses, up to size -20.
 - Four steel wire multispiral hoses up to size -20.
 - According to the CE safety standards the blade stops within 10 seconds after switching off the brake motor.
- Dimensions:
- W 540 mm x D 440 mm x H 300 mm.
- Electrical power:
- 3 kW.
- Restrictions:
- Not suitable for large bore industrial hoses.

TH3E-EM3- Cut-off machine



Part number	Weight	Replacement blade part number	Serrated blade diameter
TH3E-EM3	50 kg.	TM275x3x30Z	275 mm x 3 mm x 30 mm

Machine with cutting blade, serrated TM275x3x30Z

Diameter: W 540 mm x D 440 mm x H300 mm

Description:	<ul style="list-style-type: none"> • EM Small hose-cutting machine cuts: <ul style="list-style-type: none"> - Textile or one steel wire braided hoses up to size -16. - Two steel wire braided hoses up to size -12.
Dimensions:	<ul style="list-style-type: none"> • L 360 mm x W 340 mm x H 310 mm.
Weight:	<ul style="list-style-type: none"> • 8 kg.
Electric motor:	<ul style="list-style-type: none"> • Circular saw motor 230 V, 50/60 Hz, 1200 W, 6100 Rpm.
Cutting disc:	<ul style="list-style-type: none"> • TM 150 x 2.5 x 20 mm (HSS). • TM 160 x 2.5 x 20 mm.
Electrical shielding:	<ul style="list-style-type: none"> • According to VDE KI.II 0740.
Radio shielding:	<ul style="list-style-type: none"> • According to VDE 0875.
Applications:	<ul style="list-style-type: none"> • Can be used on a workbench or in or vice bench. • Blade protected by a safety cover during use. • Equipped with an electrical safety switch.
Restrictions:	<ul style="list-style-type: none"> • Not suitable for all multispiral hoses or industrial hose in large sizes from -20 to -32.

EM10.P - Small hose-cutting machine



Part number	Cutting blade, smooth part number
EM 10.P	TM 160 x 2,5 x 20

Par-Lok® wrench - inch



Part number	Hex inch
860062-6	3/8
860062-7	7/16
860062-8	1/2
860062-9	9/16
860062-10	5/8
860062-11	11/16
860062-12	3/4
860062-13	13/16
860062-14	7/8
860062-15	15/16
860062-16	1
860062-KIT	Full Kit all sizes

Par-Lok® wrench - metric



Part number	Hex mm
860063-10	10
860063-11	11
860063-12	12
860063-13	13
860063-14	14
860063-16	16
860063-17	17
860063-19	19
860063-21	21
860063-22	22
860063-24	24
860063-27	27
860063-30	30
860063-32	32
860063-36	36
860063-41	41
860063-KIT	Full kit all sizes

PTC - Plastic tube cutter



Part number
PTC

TOOLING & ACCESSORIES

7

EO-KARRYMAT - Portable pre-assembly device for EO tube connections



Part number	Type
EOKARRYMAT	Complete assembly device including handpump, carrying case and operation manual

VOMO - Pre-assembly tools for EO/EO-2 tube connections



Part number	Tube Outside Diameter mm
VOMO06LX	6
VOMO08LX	8
VOMO10LX	10
VOMO12LX	12
VOMO15LX	15
VOMO18LX	18
VOMO22LX	22
VOMO28LX	28
VOMO35LX	35
VOMO42LX	42
VOMO06SX	6
VOMO08SX	8
VOMO10SX	10
VOMO12SX	12
VOMO14SX	14
VOMO16SX	16
VOMO20SX	20
VOMO25SX	25
VOMO30SX	30
VOMO38SX	38

GHP - Backing plates



Part number	Tube Outside Diameter mm	Connection series
GHP04X	4	LL
GHP06X	6	LL
GHP08X	8	LL
GHP10X	10	LL
GHP12X	12	LL
GHP06X	6	L
GHP08X	8	L
GHP10X	10	L
GHP12X	12	L
GHP15X	15	L
GHP18X	18	L
GHP22X	22	L
GHP28X	28	L
GHP35X	35	L
GHP42X	42	L
GHP06X	6	S
GHP08X	8	S
GHP10X	10	S
GHP12X	12	S
GHP14X	14	S
GHP16X	16	S
GHP20X	20	S
GHP25X	25	S
GHP30X	30	S
GHP38X	38	S

BAV 6/12 - Combined tube bending and cutting tool



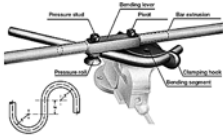
Part number	Type
BAV06/12KPLX	Combined tube bending and cutting tool including 3 bending rolls for 6 to 12 mm tube and bending lever

BV 6/18 - Tube bending tool



Part number	Type
BV06/18KPLX	Tube bending tool complete device including 6 bending rolls for 6 to 18 mm tube and bending lever

BV 20/25 - Tube bending tool



Part number	Type
BV20/25KPLX	BV 20/25 Tube bending device including 3 bending segments for tube outside diameter 20 to 25 mm and bending lever without bar extension tube

AV 6/42 - Tube saw square



Part number	Type
AV06/42KPLX	Tube cutting tool

TOOLING & ACCESSORIES

7

WZK - Tool boxes



Part number	Type
WZK1KOMPLX	Toolbox WZK1
WZK2KOMPLX	Toolbox WZK2

226 - Internal-External tube



Part number	Type
226A	Tube deburrer
226A BLADES	Replacement blades

Description:

- Parker PTB heavy duty 180° tube bender with unique indexing handle allowing the making of tight bends. For 1/4" to 1/2" and 6 mm to 12 mm.

Advantages:

- Rollers in the bending handle reduce friction and bending effort.

Benefits:

- Accurate and tight bends up to 180° in stainless steel and other tougher metals.
- Comfortable and durable ergonomically molded cushion grips.

Parker PTB heavy duty 180° tube bender with unique indexing handle



Part number	Tube Outside Diameter	
	inch	mm
PTB-4T	1/4	
PTB-6T	3/8	
PTB-8T	1/2	
PTB-6M		6
PTB-8M		8
PTB-10M		10
PTB-12M		12

Parflange® 1025 is an orbital flaring machine designed to cold form high pressure tube connections. The unique feature of the Parflange® process is that the deformation of the tube end is achieved by rolling rather than by just pushing a tool into the tube end. The Parflange® machine smoothly compresses the tube material and achieves a high strength joint with a polished surface of the tube end.

Advantages:

- **Faster:**
 - 9-12 times the speed of comparable induction brazing.
 - Simple tube preparation - The Parflange® process does not require any special pre- or post-flange cleaning of the tube and sleeve.
- **Safety:**
 - Unlike brazing, the Parflange® process does not require any flux, braze alloy, post braze cleaner or rust inhibitor. An environmentally safe lubricant applied to the flanging pin is all that is required for the Parflange® process.
- **Environment:**
 - The Parflange® process is environmentally clean and safe. It does not use a fraction flame or any form of heating. Additionally, there is no emission of hazardous fumes, as is typical with welding and brazing.
- **Energy:**
 - The Parflange® process uses only a fraction of the energy needed for welding or brazing.
- **Corrosion resistance**
 - The Parflange® process accommodates the use of plated or unplated components (i.e. tube and sleeve). Thus, the high costs of electroplating assemblies after fabrication is eliminated by using pre-plated tube.
- **Excellent surface quality.**
 - The Parflange® process eliminates the potential leak path present at the braze or joint.

Benefits:

- Unique surface quality and mechanical strength.
- Proven technology for more than 14 years.
- Time and cost saving process.

Parflange® 1025 - Workshop machine for O-Lok® and Triple-Lok®

Part number	Type
1025-220VMON050	Parflange® 1025 - Basic machine



Impact flaring tools for metric tube

Part number			Tube Outside Diameter
Pre-flaring pin	Flaring pin	Vice block	mm
-	P17408	M27406	6
-	P17408	M05742	8
-	P17408	M27410	10
-	P17414	M27412	12
-	P17414	M27414	14
-	P17414	M27415	15
-	P17414	M27416	16
-	P17418	M27418	18
-	P17418	M27420	20
P1E	P17422	M14742	22
P1E	P17422	M27425	25
P1E	P17432	M27430	30
P1E	P17432	M27432	32
P1E	P17438	M24742	38


TOOLING & ACCESSORIES

7

Impact flaring tools for imperial tube


Part number			Tube Outside Diameter
Pre-flaring pin	Flaring pin	Vice block	inch
-	P17408	M04742	1/4
-	P17408	M05742	5/16
-	P17408	M06742	3/8
-	P17414	M08742	1/2
-	P17414	M10742	5/8
P1E	P17418	M12742	3/4
P1E	P17422	M14742	7/8
P1E	P17422	M16742	1
P1E	P17432	-	1 1/4
P1E	P17438	M24742	1 1/2

Parflange® tools for O-Lok® - Metric tubing



Part number		Tube size
Flange pin O-Lok®	Flange die O-Lok®	mm
B3018006X1M	M4018006X1M	6 x 1
B3018008X1M	M4018008X1M	8 x 1
B3018008X1.5M	M4018008X1.5M	8 x 1.5
B3018010X1M	M4018010X1M	10 x 1
B3018010X1.5M	M4018010X1.5M	10 x 1.5
B3018010X2M	M4018010X2M	10 x 2
B3018012X1M	M4018012X1M	12 x 1
B3018012X1.5M	M4018012X1.5M	12 x 1.5
B3018012X2M	M4018012X2M	12 x 2
B3018015X1.5M	M4018015X1.5M	15 x 1.5
B3018015X2M	M4018015X2M	15 x 2
B3018016X1.5M	M4018016X1.5M	16 x 1.5
B3018016X2M	M4018016X2M	16 x 2
B3018018X1.5M	M4018018X1.5M	18 x 1.5
B3018018X2M	M4018018X2M	18 x 2
B3018020X2M	M4018020X2M	20 x 2
B3018020X2.5M	M4018020X2.5M	20 x 2.5
B3018020X3M	M4018020X3M	20 x 3
B3018022X2.5M	M4018022X2.5M	22 x 2.5
B3018025X2.5M	M4018025X2.5M	25 x 2.5
B3018025X3M	M4018025X3M	25 x 3
B3018028X2M	M4018028X2M	28 x 2
B3018028X2.5M	M4018028X2.5M	28 x 2.5
B3018030X2M	M4018030X2M	30 x 2
B3018030X3M	M4018030X3M	30 x 3
B3018030X4M	M4018030X4M	30 x 4
B3018035X3M	M4018035X3M	35 x 3
B3018038X3M	M4018038X3M	38 x 3

Parflange® tools for Triple-Lok® - Metric tubing



Part number	Flare pin Triple-Lok®	Flare die Triple-Lok®	Tube size mm
B3007406X1M		M4007406M	6 x 1
B3007406X1.5M		M4007406M	6 x 1.5
B3007408X1M		M4007408M	8 x 1
B3007408X1.5M		M4007408M	8 x 1.5
B3007410X1M		M4007410M	10 x 1
B3007410X1.5M		M4007410M	10 x 1.5
B3007412X1.5M		M4007412M	12 x 1.5
B3007412X2M		M4007412M	12 x 2
B3007415X1.5M		M4007415M	15 x 1.5
B3007415X2M		M4007415M	15 x 2
B3007416X1.5M		M4007416M	16 x 1.5
B3007416X2M		M4007416M	16 x 2
B3007418X1.5M		M4007418M	18 x 1.5
B3007418X2M		M4007418M	18 x 2
B3007420X2M		M4007420M	20 x 2
B3007420X2.5M		M4007420M	20 x 2.5
B3007422X2M		M4007422M	22 x 2
B3007425X2.5M		M4007425M	25 x 2.5
B3007425X3M		M4007425M	25 x 3
B3007430X3M		M4007430M	30 x 3
B3007432X3M		M4007432M	32 x 3
B3007438X4M		M4007438M	38 x 4
B3007442X3M		M4007442M	42 x 3

Parflange® tools for Triple-Lok® - Inch Tubing



Part number	Flare pin Triple-Lok®	Flare die Triple-Lok®	Tube size inch
B3004X049074		M4004074	1/4 x 0.049
B3006X049074		M4006074	3/8 x 0.049
B3006X065074		M4006074	3/8 x 0.065
B3008X065074		M4008074	1/2 x 0.065
B3010X083074		M4010074	5/8 x 0.065
B3010X095074		M4010074	5/8 x 0.095
B3012X095074		M4012074	3/4 x 0.095
B3016X095074		M4016074	1 x 0.095
B3020X120074		M4020074	1 1/4 x 0.120

EMA1 - Male stud thread - Metric



Part number	Thread Metric
EMA1/14X1.5CF	M14X1.5
EMA1/10X10RCF	M10X1
EMA1/10X1CF	M10X1

EMA1 - Male stud thread - BSPP



Part number	Thread
EMA1/1/4CF	1/4
EMA1/3/8CF	3/8
EMA1/1/2CF	1/2

VKA1 - Test point fitting with pin lock for cones with 24° cone swivel nut connection



Part number	Outside Diameter mm	Thread Metric
VKA1/06LCF	6	M12x1.5
VKA1/08LCF	8	M14x1.5
VKA1/10LCF	10	M16x1.5
VKA1/12LCF	12	M18x1.5
VKA1/08SCF	8	M16x1.5

MAV-MA1 - Test point pressure gauge connector with pin-lock



Part number	Thread
MAV1/4MA1CF	1/4
MAV1/2MA1CF	1/2

SMA1 - Test point high pressure hose with pin-lock - Series 1



Part number	Length mm
SMA1-400CF	400
SMA1-1000CF	1000
SMA1-1500CF	1500

EMA3 - Test point with threaded connection M16X2 - Series 3



Part number	Thread Metric	Thread
EMA3/8X10RCF	M8X1	-
EMA3/10X10RCF	M10X1	-
EMA3/14X1.5ISOCF	M14X1.5	-
EMA3/10X1CF	M10X1	-
EMA3/12X1.5CF	M12X1.5	-
EMA3/14X1.5CF	M14X1.5	-
EMA3/16X1.5CF	M16X1.5	-
EMA3/1/8CF	-	1/8
EMA3/1/4CF	-	1/4
EMA3/3/8CF	-	3/8
EMA3/1/2CF	-	1/2
EMA3/1/8EDCF	-	1/8
EMA3/1/4EDCF	-	1/4
EMA3/3/8EDCF	-	3/8
EMA3/1/2EDCF	-	1/2
EMA3/10X1EDCF	M10X1	-
EMA3/12X1.5EDCF	M12X1.5	-
EMA3/14X1.5EDCF	M14X1.5	-

**VKA3 - Test point for cones with threaded connection
M16X2 with 24° cone swivel nut connection**



Part number	Outside Diameter mm	Thread Metric
VKA3/06ZLCF	6	M12x1.5
VKA3/08ZLCF	8	M14x1.5
VKA3/10ZLCF	10	M16x1.5
VKA3/12ZLCF	12	M18x1.5
VKA3/15ZLCF	15	M22x1.5
VKA3/18ZLCF	18	M26x1.5
VKA3/22ZLCF	22	M30x2
VKA3/28ZLCF	28	M36x2
VKA3/35ZLCF	35	M45x2
VKA3/42ZLCF	42	M52x2
VKA3/06ZSCF	6	M14x1.5
VKA3/08ZSCF	8	M16x1.5
VKA3/10ZSCF	10	M18x1.5
VKA3/12ZSCF	12	M20x1.5
VKA3/14ZSCF	14	M22x1.5
VKA3/16ZSCF	16	M24x1.5
VKA3/20ZSCF	20	M30x2
VKA3/25ZSCF	25	M36x2
VKA3/30ZSCF	30	M42x2
VKA3/38ZSCF	38	M52x2

MAV...MA3 - Test point pressure gauge connector with threaded connection M16X2



Part number	Thread
MAV1/4MA3CF	1/4
MAV1/2MA3CF	1/2

MAVMD...MA3 - Test point with threaded connection M16X2



Part number	Thread
MAVMD1/4MA3CF	1/4
MAVMD1/2MA3CF	1/2

SMA3 - Test point high pressure hose with threaded connection M16X2 - Series 3



Part number	Length mm
SMA3-200CF	200
SMA3-300CF	300
SMA3-400CF	400
SMA3-630CF	630
SMA3-800CF	800
SMA3-1000CF	1000
SMA3-1500CF	1500
SMA3-2000CF	2000
SMA3-2500CF	2500
SMA3-3200CF	3200
SMA3-4000CF	4000

SensoControl® - Mobile Measuring Systems

With automatic sensor recognition (plug and work) and innovative storage technology (continuous dynamic processing of min. / max. pairs of values).

Sensors and built-in measuring devices for measuring, displaying and monitoring stationary systems. Various output signals and types are available.

- Advantages:
- Perfect and simple measurement.
 - Long-term monitoring.
- Benefits:
- Lower maintenance costs.
 - Less downtime costs.

Serviceman - Kit



Part number	Kit Content	Details	Quantity
SCKIT-152-1-00	SCC-340	Equipment Case	1
	SCM-152-1-02	Serviceman with Power supply	1
	SCK-102-03-02	Connection Cable (3 m)	2
	SCA-EMA-3/3	M16x2 male - M16x2 male adaptor	2
	SMA3-1500CF	Test Hose 1.500 mm (M16x2)	2
Part number	Kit Content	Details	Quantity
SCKIT-152-2-00	SCC-340	Equipment Case	1
	SCM-152-2-02	Serviceman with Power supply, RS-232 connection and PC software	1
	SCK-102-03-02	Connection Cable (3 m)	2
	SCA-EMA-3/3	M16x2 male - M16x2 male adaptor	2
	SMA3-1500CF	Test Hose 1.500 mm (M16x2)	2
Part number	Kit Content	Details	Quantity
SCKIT-152-0-600	SCC-340	Equipment Case	1
	SCM-152-0-02	Serviceman with battery	1
	SCPT-600-02-02	Pressure Sensor 0...600 bar	1
	SCK-102-03-02	Connection Cable (2 m)	1
	SCA-EMA-3/3	M16x2 male - M16x2 male adaptor	1
	SMA3-1500CF	Test Hose 1.500 mm (M16x2)	1

Serviceman - Kit - Pressure - Flow measurement



Part number	Kit Content	Details	Quantity
SCKIT-152-PQ	SCC-DRV-300	Equipment Case	1
	SCM-152-2-02	Serviceman with Power supply, RS-232 connection and PC software	1
	SCPT-600-02-02	Pressure Sensor 0...600 bar	1
	SCFT-150-DRV	Flow-Turbine 6...150 l/min incl. Pressure Control Valve with Non Return protection Pmax = 400 bar	1
	SCK-102-03-02	Connection Cable (2 m)	2
	SCA-EMA-3/3	M16x2 male - M16x2 male adaptor	1
	SMA3-1500CF	Test Hose 1.500 mm (M16x2)	1

The Parker Service Master Easy - Kit - 4 Inputs - SensoWin



Part number	Kit Content	Details	Quantity
SCKIT-340-00	SCC-DRV-300	Equipment Case	1
	SCM-340-2-02	The Parker Service Master Easy 4 Inputs	1
	SCK-102-03-02	Connection Cable (3 m)	2
	SCK-102-05-02	Connection Cable (5 m)	2
	SCA-EMA-3/3	M16x2 male - M16x2 male adaptor	2
	SMA3-1500CF	Test Hose 1.500 mm (M16x2)	2

TOOLING & ACCESSORIES

7

The Parker Service Master Easy - Kit - 4 Inputs - Pressure - Flow measurement



Part number	Kit Content	Details	Quantity
SCKIT-340-PTQ	SCC-DRV-300	Equipment Case	1
	SCM-340-2-02	The Parker Service Master Easy 4 Inputs	1
	SCPT-600-02-02	Pressure/ Temperature Sensor 0...600 bar	2
	SCT-150-04-02	Temperature sensor	1
	SCFT-150-DRV	Flow-Turbine 6...150 l/min incl. Pressure Control Valve with Non Return protection Pmax = 400 bar	1
	SCK-102-03-02	Connection Cable (3 m)	2
	SCK-102-05-02	Connection Cable (5 m)	2
	SCA-EMA-3/3	M16x2 male - M16x2 male adaptor	2
	SMA3-1500CF	Test Hose 1.500 mm (M16x2)	2

The Parker Service Master Plus - Kit - CAN sensor input



Part number	Kit Content	Details	Quantity
SCKIT-500-00-00	SCC-500	Equipment Case	1
	SCM-500-00-00	The Parker Service Master Plus with CAN sensor input	1
	SC-ACC-01	Neck strap	1
	SCK-401-05-4F-4M	CAN connection cable	2
	SCK-401-R	Terminating resistor CAN	2
	SCA-EMA-3/3	M16x2 male - M16x2 male adaptor	2
	SMA3-1500CF	Test Hose 1.500 mm (M16x2)	2

The Parker Service Master Plus - Kit - CAN sensor input + 3 analog inputs



Part number	Kit Content	Details	Quantity
SCKIT-500-01-00	SCC-500	Equipment Case	1
	SCM-500-01-00	The Parker Service Master Plus with CAN sensor input and 3 analog inputs	1
	SC-ACC-01	Neck strap	1
	SCK-401-05-4F-4M	CAN connection cable	2
	SCK-401-R	Terminating resistor CAN	2
	SCK-102-03-02	Connection Cable (3 m)	2
	SCK-102-05-02	Connection Cable (5 m)	1
	SCA-EMA-3/3	M16x2 male - M16x2 male adaptor	2
	SCK-401-4M	Auxiliary sensor adaptor	1
	SMA3-1500CF	Test Hose 1.500 mm (M16x2)	2

The Parker Service Master Plus - Kit - CAN sensor input + 6 analog inputs



Part number	Kit Content	Details	Quantity
SCKIT-500-01-01	SCC-500	Equipment Case	1
	SCM-500-01-01	The Parker Service Master Plus with CAN sensor input and 6 analog inputs	1
	SC-ACC-01	Neck strap	1
	SCK-401-05-4F-4M	CAN connection cable	2
	SCK-401-R	Terminating resistor CAN	2
	SCK-102-03-02	Connection Cable (3 m)	3
	SCK-102-05-02	Connection Cable (5 m)	3
	SCA-EMA-3/3	M16x2 male - M16x2 male adaptor	2
	SCK-401-4M	Auxiliary sensor adaptor	2
	SMA3-1500CF	Test Hose 1.500 mm (M16x2)	2

Serviceman with power supply SCSN



Part number	Details
SCM-152-0-02	Serviceman with battery
SCM-152-1-02	Serviceman with rechargeable battery and power supply
SCM-152-2-02	Serviceman with rechargeable battery, power supply, RS-232 connection and PC software

The Parker Service Master Easy with power supply, PC connection cable and SensoWin software



Part number	Details
SCM-330-2-02	The Parker Service Master Easy 3 Inputs
SCM-340-2-02	The Parker Service Master Easy 4 Inputs

Spare parts and Accessories



Part number	Details
SCSN-450	Power Supply 110/220VAC EUR/UK/US for Serviceman and The Parker Service Master Easy
SCSN-460	Power Supply 110/220VAC EUR/UK/US for The Parker Service Master Plus
SCK-318-05-21	Car Cable Adaptor 12/24VDC for Serviceman, The Parker Service Master Easy and The Parker Service Master Plus
SCK-318-02-35	PC-Connection Cable-Kit (The Parker Service Master Plus)
SCK-401-4M	External sensor adapter for analog inputs (The Parker Service Master Plus)
SCK-009	External sensor adapter for digital input and output (The Parker Service Master Plus)
SC-811	Rechargeable battery (Serviceman)
SC-BAT-340	Rechargeable battery (The Parker Service Master Easy)
SC-ACC-01	Neck strap for The Parker Service Master Plus
SCC-340	Equipment case for ServiceJunior or Serviceman
SCC-DRV-300	Equipment case for The Parker Service Master Easy
SCC-500	Equipment case for The Parker Service Master Plus

SCK - Connection cables

Part number	Details
SCK-102-03-02	Sensor connection cable 3 m
SCK-102-05-02	Sensor connection cable 5 m
SCK-102-05-12	Extension cable 5 m

TOOLING & ACCESSORIES

7

SCK - Connection cables CAN

Part number	Details
SCK-401-0.5-4F-4M	CAN sensor connection cable 0.5 m
SCK-401-02-4F-4M	CAN sensor connection cable 2 m
SCK-401-05-4F-4M	CAN sensor connection cable 5 m
SCK-401-10-4F-4M	CAN sensor connection cable 10 m
SCK-401-20-4F-4M	CAN sensor connection cable 20 m
SCK-401-R	CAN terminating resistor

SCA - Adaptor

Part number	Details
SCA-1/2-EMA-3	1/2 BSPP female - M16x2 female
SCA-1/4-EMA-3-S	1/4 BSPP female - M16x2 male
SCA-1/4-EMA-3-ELCF	1/4 BSPP female - 90° Twin-Adaptor M16x2
SCA-EMA-3/1	M16x2 male - Pin Lock
SCA-EMA-3/2	M16x2 male - S12 female
SCA-EMA-3/3	M16x2 male - M16x2 male
SCA-EMA-3/4	M16x2 male - M16x1.5 female
SCA-1/2-PQC	1/2 BSPP female - PD female
SCA-1/4-PQC	1/4 BSPP female - PD female

SCT - Temperature Sensor (Tmax = 125°C)



Part number	Details
SCT-150-04-02	Inline Sensor (M10x1) with female connector (5 pin)
SCT-150-0-02	Hand Probe with female connector (5 pin)

SCT - Temperature Sensor (Tmax = 1000°C)



Part number	Details
SCA-400-02	Converter Thermocouple 1000°C

SCRPM - Tachometer 20...10,000 RPM



Part number	Details
SCRPM-220	Tachometer 20...10,000 RPM
SCRPMA-001	Contact Adaptor
SCRPMA-002	Focus Adaptor

SCMA - Converter electrical signals



Part number	Details
SCMA-VADC-600	Current / Voltage (1.5ADC/48VDC)

SCQ - Flow meter



Part number	Details
SCQ-150-0-02	0...150 l/min

SCAQ - Adaptor

Part number	Details
SCAQ-GIR1/2A4CX	Inline 1/2 BSSP female (A-B)
SCAQ-060	Block 1/2 BSSP female (A-B)

TOOLING & ACCESSORIES

7

SCFT - Flow turbine - incl. pressure control valve with non return protection



Part number	Details
SCFT-150-DRV	6...150 l/min, Pmax = 400 bar
SCFT-150-DRV-C2-05	6...150 l/min, Pmax = 400 bar with CAN bus connection

SCLV-PTQ - Hydraulic tester - incl. loading valve with overload protection



Part number	Details
SCLV-PTQ-300	10...300 l/min, Pmax = 420 bar

SCVF - Gear wheel flow meter - incl. signal converter for SensoControl handmeters



Part number	Details
SCVF-015-00-02	0.1...15 l/min
SCVF-060-00-02	0.4...60 l/min

SCTSD - Temperature Controller - Display module



Part number	Details
SCTSD-150-00-06	1 Switching Output, Connector DIN 43650, IP 65
SCTSD-150-00-07	2 Switching Outputs, Connector M12x1 (4 pin), IP 67, DESINA
SCTSD-150-10-07	1 Switching Output, Analogue Signal 0/4...20 mA, Connector M12x1 (4 pin), IP 67, DESINA
SCTSD-150-10-05	2 Switching Outputs, Analogue Signal 0/4...20 mA, Connector M12x1 (5 pin), IP 67

SCTT - Temperature sensor (M12 pin connection)



Part number	Details
SCTT-10-100-07	100 mm
SCTT-10-250-07	250 mm
SCA-TT-10-1/2	1/2 BSPP Fitting for SCTT-10

SCK - Connection cable (SCTT - SCTSD)



Part number	Details
SCK-410-03-45-45	Connector M12x1 (3 m)

SCA - Adaptor (SCTT - SCTSD)



Part number	Details
SCA-TT-10-SD	Adaptor

SCA-TT - Safety sleeve 1/2 BSPP



Part number	Details
SCA-TT-10-100	100 mm

TOOLING & ACCESSORIES

7

SCPSD/SCTSD - Accessories



Part number	Details
SCSD-S27	Tube clamp

SCLSD - LevelController - 2 Switching outputs - Connector M12x1 (4 pin) - IP 67 - DESINA



Part number	Details
SCLSD-370-00-07	370 mm
SCLSD-520-00-07	520 mm

SCLSD - Switching output - Analogue signal 0/4..20 mA - Connector M12x1 (4 pin) - IP 67 - DESINA



Part number	Details
SCLSD-250-10-07	250 mm
SCLSD-370-10-07	370 mm
SCLSD-520-10-07	520 mm

SCLTSD - LevelTempController - 2x2 Switching outputs - Connector M12x1 (4 pin) - IP 67 - DESINA



Part number	Details
SCLTSD-250-00-07	250 mm
SCLTSD-370-00-07	370 mm
SCLTSD-520-00-07	520 mm

**SCLSTD - Switching output, analogue signal 0/4...20 mA
- Connector M12x1 (4 pin) - IP 67 - DESINA**



Part number	Details
SCLTSD-250-10-07	250 mm
SCLTSD-370-10-07	370 mm
SCLTSD-520-10-07	520 mm

SCLSD Accessories - Adaptor



Part number	Details
SCAF-3/4-90	Adaptor

TOOLING & ACCESSORIES
7

SCQ - Flow meter sensor - Output 0...20 mA - Connector M12



Part number	Details
SCQ-060-10-07	0...60 l/min
SCQ-150-10-07	0...150 l/min

SCAQ - Adaptor



Part number	Details
SCAQ-060	Block 1/2 BSPP female for SCQ-060
SCAQ-GIR1/2A4CX	Inline 1/2 BSPP female for SCQ-060

SCK - Connection cable - Connector DIN 43650 - IP 65

Part number	Details
SCK-400-05-56	5 m
SCK-006	Connector DIN 43650

SCK - Connection cable - Connector M12x1 (5 pin) - IP 67

Part number	Details
SCK-400-02-45	2 m
SCK-400-05-45	5 m
SCK-400-10-45	10 m
SCK-145	Connector M12x1 (5 pin), IP 67

SCK - Connection cable - Connector M12x1 (5 pin) - 90° - IP 67

Part number	Details
SCK-400-02-55	2 m
SCK-400-05-55	5 m
SCK-400-10-55	10 m
SCK-155	Connector M12x1 (5 pin), 90°, IP 67

SCA - Adaptor

Part number	Details
SCA-1/2-EMA-3	1/2 BSPP female - Test Point M16x2
SCA-1/4-EMA-3-S	1/4 BSPP female - Hose Connection M16x2
SCA-1/4-M22X1.5-ED	1/4 BSPP female - M22x1.5 male
SCA-1/2-M22X1.5ED	1/2 BSPP female - M22x1.5 male

- Description:**
- For reservoir installation, 3 lengths available with inclusive temperature gauge manufactured in transparent polyamide, Nylon 68 and high impact polystyrene with nitrile seals.
 - No aluminium content.
- Operating pressure:**
- Max 1 bar (14 psi).
- Operating temperature:**
- From -30°C to +90°C.
- Thermometer scale range:**
- From +30°C to +90°C.
- Indicator temperature:**
- Blue alcohol.
- Seals:**
- Nitrile.
- Applications:**
- Agricultural machines, forestry equipment, wheeled loaders and industrial power units.

- Advantages:**
- Three lengths cover most applications.
 - External mounting ensures clear level visibility.
- Benefits:**
- Accurate reading of tank levels reduces the dangers of "running dry".
 - Nylon 68 construction gives a robust solution.

FLT.1 - Fluid level temperature gauge - Size 1



Part number	Details	Weight kg	Thread	Centres mm
FL69121	Fluid Level/Temp	0.13	M10	76
FL69123	Fluid Level/Temp	0.13	M12	76

FLT.2 - Fluid level temperature gauge - Size 2



Part number	Details	Weight kg	Thread	Centres mm
FL69221	Fluid Level/Temp	0.15	M10	127
FL69223	Fluid Level/Temp	0.15	M12	127

FLT.3 - Fluid level temperature gauge - Size 3



Part number	Details	Weight kg	Thread	Centres mm
FL69321	Fluid Level/Temp	0.13	M10	254
FL69323	Fluid Level/Temp	0.23	M12	254

Pressure Regulator



Part number	Thread BSPP	Outlet psi	Inlet psi
IR4003SK4PXX4B2P	1/4	2 - 100	4000

- Description:** • Stainless steel with a non-splintering clear acrylic glass and Bourdon tube movement, copper alloy wetted parts and a 1.6% FSD accuracy.
- Applications:** • Hydraulic power packs, power generation, paper and steel mills - in fact, wherever system pressure monitoring is needed.
• 63 mm diameter glycerine filled pressure gauge.
- Advantages:** • Stainless Steel construction gives a long-life characteristic.
• A good range of pressure options and mounting types.
- Benefits:** • Non-corrosive construction retains a quality look to the component.
• Accurate and compact design.

PGB - Bottom connection



Part number	Operating Pressure	
	bar	psi
PGB0631100	0 - 100	0 - 1450
PGB0631250	0 - 250	0 - 3630
PGB0631400	0 - 400	0 - 5800

PGC - Panel mounting (Clamp included)



Part number	Operating Pressure	
	bar	psi
PGC0631100	0 - 100	0 - 1450
PGC0631250	0 - 250	0 - 3630
PGC0631400	0 - 400	0 - 5800

PGF - Panel mounted (3 hole flange)



Part number	Operating Pressure	
	bar	psi
PGF0631100	0 - 100	0 - 1450
PGF0631250	0 - 250	0 - 3630
PGF0631400	0 - 400	0 - 5800

TOOLING & ACCESSORIES

7

Description:

- These thread identification tools assist in the identification of international threads such as:
 - European threads (Metric, BSPP, BSPT threads).
 - U.S. threads (NPT and SAE straight threads UNF).

Benefits:

- These tools are a great help in the identification of international threads.

Thread identification kit



Part number	Type
H905375-GB	Thread identification kit

Description:

- This thread identification panel assist in the identification of international threads such as:
 - European threads (Metric, BSPP, BSPT threads).
 - U.S. threads (NPT and SAE straight threads UNF).

Benefits:

- These tools are a great help in the identification of international threads (inner and outside tube diameters).
- All threads are shown at one glance.

Thread identification panel

Part number	Type
TFDE_THREADIDBOARD	Thread identification panel



ENGINEERING YOUR SUCCESS.

BSP Gewinde		BSP Thread		Filetage BSP		Rosca BSP		Filettatura BSP		
DN	05	06	10	12	16	20	-	25	32	40
Size	02	04	06	08	10	12	-	16	20	24
ANSI	G1/8" - 28	G1/4" - 19	G3/8" - 19	G1/2" - 14	G5/8" - 14	G3/4" - 14	-	G1" - 11	G1 1/4" - 11	G1 1/2" - 11
Ø D	9.7	13.2	16.7	21.0	22.9	26.4	-	33.3	41.9	47.8
Ø d	8.6	11.4	15.0	18.6	20.8	24.1	-	30.3	36.0	44.9



NPT Anschluss		NPT Thread		Filetage NPT		Rosca NPT		Filettatura NPT		
DN	05	06	10	12	20	-	-	25	32	40
Size	02	04	06	08	12	-	-	16	20	24
ANSI	1/8" - 27NPTF	1/4" - 18NPTF	3/8" - 18NPTF	1/2" - 14NPTF	3/4" - 14NPTF	-	-	1" - 11.5NPTF	1 1/4" - 11.5NPTF	1 1/2" - 11.5NPTF
L	4.1	5.8	8.1	8.1	8.8	-	-	10.7	10.7	10.7
Ø D1	10.0	13.8	17.1	21.3	23.8	-	-	33.3	42.0	48.1
Ø D2	9.9	13.2	16.6	20.7	23.0	-	-	32.5	41.2	47.3
Ø d	8.7	11.4	14.9	18.3	20.8	-	-	29.7	36.4	44.5



Metrisches Gewinde Reihe L		Metric Thread L Series		Filetage métrique série L		Rosca métrica serie L		Filettatura metrica serie L		
DN	05	06	06	10	12	16	20	25	32	40
Size	06	06	06	10	15	18	22	28	35	42
ANSI	M10x1.5	M14x1.5	M16x1.5	M18x1.5	M22x1.5	M24x1.5	M28x2	M30x2	M35x2	M42x2
Ø D	12.0	14.0	16.0	18.0	22.0	26.0	30.0	36.0	45.0	52.0
Ø d	10.4	12.4	14.4	16.4	20.4	24.4	27.8	33.8	42.8	49.8



Metrisches Gewinde Reihe S		Metric Thread S Series		Filetage métrique série S		Rosca métrica serie S		Filettatura metrica serie S		
DN	05	05	06	06	10	12	16	20	25	40
Size	07	07	08	12	14	16	20	25	30	38
ANSI	M10x1.5	M10x1.5	M12x1.5	M16x1.5	M18x1.5	M20x1.5	M24x2	M28x2	M30x2	M38x2
Ø D	14.0	16.0	18.0	20.0	22.0	24.0	30.0	36.0	42.0	52.0
Ø d	12.4	14.4	16.4	18.4	20.4	22.4	27.8	33.8	39.8	49.8



JIC Anschluss mit UNF-Gewinde		JIC end with UNF-Thread		Raccordement JIC avec filetage UNF		Extremo JIC con Rosca UNF		Terminate JIC con Filettatura UNF		
DN	06	06	10	12	16	16/20	20	25	32	40
Size	07	07	08	12	14	17	19	21	28	30
ANSI	3/16" - 20UNF	1/2" - 20UNF	9/16" - 18UNF	3/4" - 16UNF	7/8" - 14UNF	1 1/16" - 12UN	1 3/16" - 12UN	1 5/16" - 12UN	1 5/8" - 12UN	1 7/8" - 12UN
Ø D	11.1	12.7	14.3	16.1	22.2	27.0	30.2	33.3	41.3	47.6
Ø d	9.7	11.3	12.8	17.3	20.3	24.7	27.9	31.0	36.0	45.3



ORFS Gewinde		ORFS Thread		Raccordement ORFS		Rosca ORFS		Filettatura ORFS		
DN	-	-	06	10	12	16	20	25	32	40
Size	-	-	04	06	08	10	12	16	20	24
ANSI	-	-	9/16" - 18	1 1/8" - 16	1 3/8" - 16	1 7/8" - 14	1 7/8" - 12	1 7/8" - 12	1 11/16" - 12	2" - 12
Ø D	-	-	14.3	17.5	20.8	25.4	30.2	36.5	42.9	50.8
Ø d	-	-	12.9	15.7	18.9	23.4	27.9	34.2	40.6	48.5
O-Ring ID x L	-	-	7.65 x 1.78	9.25 x 1.78	12.42 x 1.78	15.60 x 1.78	18.77 x 1.78	23.32 x 1.78	29.87 x 1.78	37.82 x 1.78



TOOLING & ACCESSORIES

7

Description:

- Completely portable hand-held monitoring unit for the rapid checking of the oil condition and cleanliness in one simple procedure, by comparing the measurements obtained from used and unused oils of the same brand.
- Detects and analyses the dielectric constant of oil.
- Provides warning of an impending engine failure and promotes increased engine life.
- Low-cost solution that takes the guesswork out of oil changes. Saves time and money.

Applications:

- Fleet owners, construction equipment maintenance, vehicle service garages and plant hire maintenance.

Advantages:

- Hand-held and battery powered.
- Lightweight and easy to use.

Benefits:

- Reduces the risks of engine failure.
- Predicts the potential for breakdown and warns the user of condition.

OLK.6 - Oilcheck hand-held monitor



Part number	Details
OLK605	Oilcheck Kit with Numerical Readout
OLK611	Oilcheck Cleaner
ACC6NV001	Rubberised protective sleeve

- Description:**
- Complete laboratory analysis performed on a small oil sample provided by the customer.
 - Bottle and container supplied for mail order service.
 - Includes a pre-cleaned and sealed sample bottle, a pre-addressed mailing label, sample information data sheet and the complete laboratory analysis.
- Advantages:**
- Parker laboratory testing to the highest standard.
 - Gives end user assurance of system efficiency and fluid condition.
- Benefits:**
- An investment that will protect expensive equipment.
 - Offers end user peace of mind.

Par-test™ laboratory fluid analysis service



Reference code	Option	Sample bottle included	Scope of analysis
6084000001	1	Yes	Particle count/Membrane/Water content/Microscopic photo
6084000003	2	Yes	Particle count/Water content/Spectro-chemical
6084000006	3	Yes	Particle count/Membrane/Spectro-chemical/Water content/Microscopic photo
6084000000	-	Yes	Empty bottle kit

Please consult your local Parker Hannifin representative for ordering your fluid analysis kit. Environmental regulations may vary among countries with respect to shipment of oil samples. For Central European countries, analysis is conducted in the Netherlands. Parker has multiple laboratories to cover other regional areas such as Scandinavia and the United Kingdom.

Note 1: Please allow 24-48 hours of laboratory time plus mailing/shipping time to receive your test results.
 Note 2: The purchase price for the Par-test™ sample kit includes the pre-cleaned and sealed sample bottle, mailing tube with a pre-addressed label, sample information data sheet to be completely filled out by the end user and the complete laboratory analysis.

SCE-020 - Input signal (0/4...20 mA / 0...10 V)

Part number	Details
SCE-020-01	Analogue Output
SCE-020-02	Analogue Output +1 Switching Port + Interface RS232C
SCSN-410	Power supply 115/230VAC

Description:	<ul style="list-style-type: none"> For on-site preventive maintenance of fluid systems. Removes particulate contamination down to 10 micron Absolute. Water removal is also possible with Par-Gel elements installed in the outlet filter.
Construction:	<ul style="list-style-type: none"> Cart Frame: Steel. Filter Head: Aluminium. Filter bowl: Steel. Hoses: PVC standard.
Operating temperature:	<ul style="list-style-type: none"> From -40°C to +66°C.
Filter elements:	<ul style="list-style-type: none"> Inlet - Synthetic. Stainless Steel mesh optional.
Flow rate:	<ul style="list-style-type: none"> 38 l/min.
Max. recommended fluid viscosity:	<ul style="list-style-type: none"> 108 cSt.
Applications:	<ul style="list-style-type: none"> Paper mills, industrial and mobile equipment. New and used fluid transfer.

Advantages:	<ul style="list-style-type: none"> Robust all-welded steel design with drip tray and rubber tyred wheels. 2 high-capacity filters give primary fluid clean-up.
Benefits:	<ul style="list-style-type: none"> 100% portability, low noise and no mess operation. Secondary "polishing" filter ensures maximum clean oil condition.

Portable Filtration Trolley



Part number	Replacement elements	Motor options	Outlet element rating
10MFP140SA10Q1UK	937399Q	220 - 240 VAC (UK 3 pin plug)	10 µm absolute
10MFP140SA10Q1EUR	937399Q	220 - 240 VAC (EUR 2 pin plug)	10 µm absolute
10MFP240SA10Q1IND	937399Q	110 VAC (Industrial plug)	10 µm absolute

Alternative versions available on request.

Description:	<ul style="list-style-type: none"> Ensures that new dirty fluid, often contaminated during handling, is delivered to the system at a specific cleanliness and permits periodic clean-up of existing fluid to the required condition.
Construction:	<ul style="list-style-type: none"> Housing: cast Aluminium - Cover: die cast aluminium.
Operating pressure:	<ul style="list-style-type: none"> Max. 3.4 bar (49 psi).
Operating temperature:	<ul style="list-style-type: none"> From -26°C to +82°C.
Filter elements:	<ul style="list-style-type: none"> Microglass III.
Seals:	<ul style="list-style-type: none"> Fluoroelastomer.
Motor option:	<ul style="list-style-type: none"> 220/240 VAC (3 pin UK /2 pin European).
Flow capacity:	<ul style="list-style-type: none"> Up to 15 l/min.
Applications:	<ul style="list-style-type: none"> Injection moulding machines, paper and steel mills and industrial and mobile equipment.
Advantages:	<ul style="list-style-type: none"> Weights only 10.6 kg. Power flexibility for use anywhere.
Benefits:	<ul style="list-style-type: none"> Water removal element option. Portability means Guardian can be taken to the system or can transfer new oil from the drum.

Guardian



Part number	Replacement elements	Motor options	Outlet element rating
GT4E110Q1UK	G04396Q	220/240VAC. 50 Hz (UK 3 pin plug)	10 micron Abs. Microglass III
GT4E110Q1EUR	G04396Q	220/240VAC. 50 Hz (EUR 2 pin plug)	10 micron Abs. Microglass III

Note: A Par-Gel water removal element (Ref: 932019) is available.

Description:

- Lubricant or grease is used with all types of O-Ring seals in order to ease assembly, increase life and reduce friction.
- Parker O-Lube® is a mineral oil-based lubricant containing barium soap, whilst Super O-Lube® is silicone-based.

Applications:

- Application recommendation must be followed to select and use a lubricant.

O-Lube® - Saponified barium mineral oil-based lubricant



Part number	Weight
30001000001	110 g
30001000002	16 kg

Super O-Lube® - Silicone-based lubricant



Part number	Weight
31001100001	55 g
31001100002	3.6 kg
31001100003	18 kg

Description:

- The great O-Ring hunt draws to an end - with an O-Ring Kit from Parker.
- Ideal for repair, fitting and assembly workshops. Available in various versions.

O-Ring kits



Part number	Kit	Details	Quantity	Compound
360402N0674	N°2	37 size of 2-xxx series	492	NBR 70 ShA
360402N0552	N°2	37 size of 2-xxx series	492	NBR 90 ShA
360402V0747	N°2	37 size of 2-xxx series	492	FKM 75 ShA
370404N0674	N°4	30 size of metric series	382	NBR 70 ShA
370405N0674	N°5	30 size of metric series	396	NBR 70 ShA
370406N0674	N°6	32 size of 2-xxx series	407	NBR 70 ShA
370407N0674	N°7	32 size of metric series	408	NBR 70 ShA
370408N0552	N°8	20 size for MS 33656	212	NBR 90 ShA

Description:

- The measuring cone can be used for quick and accurate identification of 2-xxx O-Ring up to 75 mm diameter.
- The reference diameter of the cross section is easily noted using a calibrated slot in the cone base.
- The measuring belt is suitable for O-Ring diameters of up to 200 mm.

Sizing cone and measuring belt



Part number
55000100000

Description:


- These tools make O-Ring assembly and removal much easier and avoid damage.
- The two piece kit comes complete in a plastic wallet.

Tooling



Part number	Material
55000200000	Metal
55000200001	Plastic

Parker PTFE Tape



Part number
RUBAN PTFE

Metric to Imperial Conversion

1 bar	14.5038 psi
1 psi	0.06894 bar
1 MPa	145.038 psi
1 psi	0.006894 MPa
1 mm	0.03934 inches
1 inch	25.4 mm
1 l/s	2.119 cfm
1 l/min	0.219976 gal/min
1 kg	2.20 lb

Alphanumeric Index



Alphanumeric Index

00...09	01.NL.40.10VG.HR.E.V.	192	0207-8-8.	156	0507-8-8.	157
0030D003BH4HC	01.NL.40.25VG.HR.E.V.	192	0240D003BH4HC	190	0631 00 01	304
0030D003BN4HC	0107-12-12.	155	0240D003BN4HC	190	0631 00 03	304
0030D005BH4HC	0107-12-16.	155	0240D005BH4HC	190	0631 00 05	304
0030D005BN4HC	0107-12-8.	155	0240D005BN4HC	190	0631 00 07	304
0030D010BH4HC	0107-16-12.	155	0240D010BH4HC	190	0631 00 08	304
0030D010BN4HC	0107-16-16.	155	0240D010BN4HC	190	0631 00 09	304
0030D020BH4HC	0107-16-20.	155	0240D020BH4HC	190	0659 00 13	304
0030D020BN4HC	0107-20-20.	155	0240D020BN4HC	190	0660D003BH4HC	191
0030D025W	0107-2-2.	155	0240R003BN4HC	191	0660D003BN4HC	190
0030R003BN4HC	0107-2-4.	155	0240R005BN4HC	191	0660D005BH4HC	191
0030R005BN4HC	0107-24-24.	155	0240R010BN4HC	191	0660D005BN4HC	190
0030R010BN4HC	0107-32-32.	155	0240R020BN4HC	191	0660D010BH4HC	191
0030R020BN4HC	0107-4-4.	155	0330D003BH4HC	190	0660D010BN4HC	190
0035D020BN4HC	0107-4-6.	155	0330D003BN4HC	190	0660D020BH4HC	191
0060D003BH4HC	0107-4-8.	155	0330D005BH4HC	190	0660D020BN4HC	190
0060D003BN4HC	0107-6-4.	155	0330D005BN4HC	190	0660R003BN4HC	191
0060D005BH4HC	0107-6-6.	155	0330D010BH4HC	190	0660R005BN4HC	191
0060D005BN4HC	0107-6-8.	155	0330D010BN4HC	190	0660R010BN4HC	191
0060D010BH4HC	0107-8-12.	155	0330D020BH4HC	190	0660R020BN4HC	191
0060D010BN4HC	0107-8-6.	155	0330D020BN4HC	190	0672 00 10	255
0060D020BH4HC	0107-8-8.	155	0330R003BN4HC	191	0672 00 13	255
0060D020BN4HC	0110D003BH4HC	190	0330R005BN4HC	191	0672 00 17	255
0060R003BN4HC	0110D003BN4HC	190	0330R010BN4HC	191	0672 00 21	255
0060R005BN4HC	0110D005BH4HC	190	0330R020BN4HC	191	0850R003BN4HC	191
0060R010BN4HC	0110D005BN4HC	190	0402 07 13	292	0850R005BN4HC	191
0060R020BN4HC	0110D010BH4HC	190	0402 10 17	292	0850R010BN4HC	191
0075R003BN4HC	0110D010BN4HC	190	0402 13 21	292	0850R020BN4HC	191
0075R005BN4HC	0110D020BH4HC	190	0439 07 13	292	0900 00 10	246
0075R010BN4HC	0110D020BN4HC	190	0439 10 17	292	0900 00 13	246
0075R020BN4HC	0110R003BN4HC	191	0439 13 21	292	0900 00 17	246
01.E 170.10VG.30.E.V.	0110R005BN4HC	191	0480D003BH4HC	189	0900 00 21	246
01.E 170.10VG.HR.E.V.	0110R010BN4HC	191	0480D003BN4HC	189	0900 00 27	246
01.E 170.25VG.30.E.V.	0110R020BN4HC	191	0480D005BH4HC	189	0900 00 34	246
01.E 170.25VG.HR.E.V.	0140D003BH4HC	189	0480D005BN4HC	189	0900 10 13	246
01.E 210.10VG.16.S.V.	0140D003BN4HC	189	0480D010BH4HC	189	0900 10 17	246
01.E 210.25VG.16.S.V.	0140D005BH4HC	189	0480D010BN4HC	189	0900 13 17	246
01.E 30.10VG.30.E.V.	0140D005BN4HC	189	0480D020BH4HC	189	0900 13 21	246
01.E 30.25VG.30.E.V.	0140D010BH4HC	189	0480D020BN4HC	189	0900 17 21	246
01.E 320.10VG.16.S.V.	0140D010BN4HC	189	0480R010BN4HC	192	0900 21 27	246
01.E 320.25VG.16.S.V.	0140D020BH4HC	189	0492 04 13	292	0900 27 34	246
01.E 360.10VG.30.E.V.	0140D020BN4HC	189	0492 04 13 64.	292	0902 00 10	247
01.E 360.10VG.HR.E.V.	0160D003BH4HC	190	0492 07 17	292	0902 00 13	247
01.E 360.25VG.30.E.V.	0160D003BN4HC	190	0492 10 21	292	0902 00 17	247
01.E 360.25VG.HR.E.V.	0160D005BH4HC	190	0500D003BH4HC	189	0902 00 19	247
01.E 425.10VG.16.E.V.	0160D005BN4HC	190	0500D003BN4HC	189	0902 00 21	247
01.E 425.10VG.16.S.V.	0160D010BH4HC	190	0500D005BH4HC	189	0902 00 27	247
01.E 425.25VG.16.E.V.	0160D010BN4HC	190	0500D005BN4HC	189	0902 10 13	247
01.E 425.25VG.16.S.V.	0160D020BH4HC	190	0500D010BH4HC	189	0902 10 17	247
01.E 450.10VG.30.E.V.	0160D020BN4HC	190	0500D010BN4HC	189	0902 13 17	247
01.E 450.10VG.HR.E.V.	0160R003BN4HC	191	0500D020BH4HC	189	0902 13 21	247
01.E 450.25VG.30.E.V.	0160R005BN4HC	191	0500D020BN4HC	189	0902 17 21	247
01.E 450.25VG.HR.E.V.	0160R010BN4HC	191	0500R003BN4HC	191	0902 19 10	247
01.E 450.3VG.HR.E.V.	0160R020BN4HC	191	0500R005BN4HC	191	0902 21 27	249
01.E 631.10VG.16.S.V.	0165R003BN4HC	191	0500R010BN4HC	191	0904 10 13	249
01.E 631.25VG.16.S.V.	0165R005BN4HC	191	0500R020BN4HC	191	0904 10 17	249
01.E 90.10VG.HR.E.V.	0165R010BN4HC	191	0507-10-8.	157	0904 10 21	249
01.E 90.25VG.HR.E.V.	0165R020BN4HC	191	0507-12-12.	157	0904 13 17	249
01.E.240.10VG.HR.E.V.	0207-12-12.	156	0507-12-8.	157	0904 13 21	249
01.E.240.25VG.HR.E.V.	0207-16-16.	156	0507-16-16.	157	0904 17 21	249
01.E.425.3VG.16.S.V.	0207-20-20.	156	0507-20-20.	157	0904 17 27	249
01.NBF 25-40.3VL.B.P	0207-2-2.	156	0507-4-4.	157	0904 21 27	249
01.NBF 55-85.3VL.B.P	0207-24-24.	156	0507-6-4.	157	0904 21 34	249
01.NL 100.10VG.30.E.V.	0207-32-32.	156	0507-6-6.	157	0904 27 34	249
01.NL 100.25VG.30.E.V.	0207-4-4.	156	0507-6-8.	157	0905 10 13	249
01.NL 63.10VG.30.E.V.	0207-6-4.	156	0507-8-12.	157	0905 10 17	249
01.NL 63.25VG.30.E.V.	0207-6-6.	156	0507-8-6.	157	0905 13 17	249

Alphanumeric Index

0905 13 21	249	0929 01 10	251	1 1/2 FF-S	145	1/2 KMM00-SS	149
0905 17 21	249	0929 01 13	251	1 1/2 GG-S	148	1/2 MM0-S	148
0905 17 27	249	0929 01 17	251	1 1/2 HP-S	149	1/2 MM0-SS	148
0905 19 10	249	0929 01 21	251	1 1/4 MMO-S	148	1/2 MMS-S	147
0905 21 27	249	0929 01 27	251	1 1/2 X 1 1/4 PTR-S	146	1/2 MMS-SS	147
0908 00 10	250	0929 01 34	251	1 1/2 X 1 PTR-S	146	1/2 MRO-S	147
0908 00 13	250	0933 00 10	246	1 1/2 X 3/4 PTR-S	146	1/2 MRO-SS	147
0908 00 17	250	0933 00 13	246	1 1/4 CD-S	147	1/2 RRS-S	146
0908 00 21	250	0933 00 17	246	1 1/4 CR-S	145	1/2 RRS-SS	146
0909 00 10	247	0933 00 21	246	1 1/4 DD-S	148	1/2 X .64 SS TUBE	388
0909 00 13	247	0933 10 13	246	1 1/4 FF-S	145	1/2 X 1/4 FF-S	145
0909 00 17	247	0933 10 17	246	1 1/4 GG-S	148	1/2 X 1/4 FG-S	146
0909 00 21	247	0933 13 17	246	1 1/4 HP-S	149	1/2 X 1/4 GG-S	148
0910 00 10	248	0933 13 21	246	1 1/4 MMO-S	148	1/2 X 1/4 PTR-S	146
0910 00 13	248	0933 17 21	246	1 1/4 X 1 FF-S	145	1/2 X 1/8 FG-S	146
0910 00 17	248	0933 21 27	246	1 1/4 X 1 FG-S	146	1/2 X 1/8 PTR-S	146
0910 00 21	248	0934 06 10	251	1 1/4 X 1 PTR-S	146	1/2 X 3/4 CD-S	147
0912 00 10	249	0934 06 13	251	1 1/4 X 1/2 PTR-S	146	1/2 X 3/8 CD-S	147
0912 00 13	249	0934 07 10	251	1 1/4 X 3/4 PTR-S	146	1/2 X 3/8 CR-S	145
0912 00 17	249	0934 07 13	251	1 1/4-20F40HG5S	151	1/2 X 3/8 FF-S	145
0912 00 19	249	0934 08 10	251	1 CD45-S	147	1/2 X 3/8 FG-S	146
0912 00 21	249	0934 08 13	251	1 CD45-SS	147	1/2 X 3/8 GG-S	148
0912 00 27	249	0934 09 10	251	1 CD-S	147	1/2 X 3/8 PTR-S	146
0912 00 34	249	0934 09 13	251	1 CD-SS	147	1/2-10F40HG5S	151
0913 00 10	247	0934 09 17	251	1 CR-S	145	1/2DDMS	148
0913 00 13	247	0934 09 21	251	1 CR-SS	145	1/2DDMSS	148
0913 00 17	247	0934 10 10	251	1 DD45-S	148	1/2FF33MS	154
0913 00 21	247	0934 10 13	251	1 DD45-SS	148	1/2FFMS	145
0913 00 27	247	0934 10 17	251	1 DD-S	148	1/2GG44MS	154
0913 00 34	247	0934 10 21	251	1 DD-SS	148	1/2HPMSS	149
0914 00 10	249	0934 12 13	251	1 FF-S	145	1/2MM0444MS	154
0914 00 13	249	0934 12 17	251	1 FG-S	146	1/2X1/4 GG-S	148
0914 00 17	249	0934 12 21	251	1 GG-S	148	1/2X3/8 GG-S	148
0914 00 21	249	0934 14 17	251	1 GG-SS	148	1/2X3/8FF33MS	154
0914 00 27	249	0934 14 21	251	1 HHP-S	149	1/4 CD45-S	147
0914 00 34	249	0934 16 17	251	1 HHP-SS	149	1/4 CD45-SS	147
0915 00 10	247	0934 16 21	251	1 HP-S	149	1/4 CD-SS	147
0915 00 13	247	0934 16 27	251	1 KMM00-S	149	1/4 CR-S	145
0915 00 17	247	0934 17 17	251	1 KMM00-SS	149	1/4 CR-SS	145
0915 00 19	247	0934 17 21	251	1 MM0-S	148	1/4 DD45-S	148
0915 00 21	247	0934 18 17	251	1 MM0-SS	148	1/4 DD45-SS	148
0915 00 27	247	0934 18 21	251	1 MMS-S	147	1/4 DD-S	148
0915 00 34	247	0934 18 27	251	1 MRO-S	147	1/4 DD-SS	148
0916 00 10	250	0934 20 17	251	1 MRO-SS	147	1/4 FG-S	146
0916 00 13	250	0934 20 21	251	1 X 1/2 FG-S	146	1/4 GG-S	148
0916 00 17	250	0935 06 10	248	1 X 1/2 PTR-S	146	1/4 GG-SS	148
0916 00 21	250	0935 07 10	248	1 X 3/4 FF-S	145	1/4 HHP-S	149
0916 00 27	250	0935 07 13	248	1 X 3/4 FG-S	146	1/4 HHP-SS	149
0916 00 34	250	0935 08 13	248	1 X 3/4 PTR-S	146	1/4 HP-S	149
0919 00 10	248	0935 09 13	248	1 X 3/8 PTR-S	146	1/4 KMM00-S	149
0919 00 13	248	0935 09 17	248	1/16 HHP-S	149	1/4 KMM00-SS	149
0919 00 17	248	0935 10 17	248	1/16 HHP-SS	149	1/4 MM0-S	148
0919 00 19	248	0935 12 17	248	1/2 CD45-S	147	1/4 MM0-SS	148
0919 00 21	248	0935 12 21	248	1/2 CD45-SS	147	1/4 MMS-S	147
0919 00 27	248	0936 00 10	250	1/2 CD-S	147	1/4 MMS-SS	147
0919 00 34	248	0936 00 13	250	1/2 CD-SS	147	1/4 MRO-S	147
0920 00 10	248	0936 00 17	250	1/2 CR-S	145	1/4 MRO-SS	147
0920 00 13	248	0936 00 21	250	1/2 CR-SS	145	1/4 RRS-S	146
0920 00 17	248	0950R003BN4HC	191	1/2 DD45-S	148	1/4 RRS-SS	146
0920 00 19	248	0950R005BN4HC	191	1/2 DD45-SS	148	1/4 X .48 SS TUBE	388
0920 00 21	248	0950R010BN4HC	191	1/2 FG-S	146	1/4 X 1/8 CD-S	147
0927 00 10	250	0950R020BN4HC	191	1/2 GG-S	148	1/4 X 1/8 FF-S	145
0927 00 13	250	1...1Y		1/2 GG-SS	148	1/4 X 1/8 FG-S	146
0927 00 17	250	1 1/2 CD-S	147	1/2 HHP-S	149	1/4 X 1/8 GG-S	148
0927 00 21	250	1 1/2 CR-S	145	1/2 HHP-SS	149	1/4 X 1/8 PTR-S	146
0927 00 27	250	1 1/2 CR-SS	145	1/2 HP-S	149	1/4-6F40HG5S	151
0927 00 34	250	1 1/2 DD-S	148	1/2 KMM00-S	149	1/4CDMS	147

Alphanumeric Index

1/4FF33MS	154	10 XHL6-S	125	1025U08R08	257	10-6C40MLOS	130
1/4FFMS	145	10 XHLO-S	124	1025U08R14	257	10-6C40MXS	112
1/4GG44MS	154	1000FH30	381	1025U10 01	256	106EX-3-012	56
1/4HPMSS	149	1000MAM30	382	1025U10 04	256	106EX-4-012	56
1/4MMO444MS	154	1002FH30	381	1025U10R08	257	10-6F42EDMLOS	130
1/4X1/8FF33MS	154	1002MAM30	382	1025U10R14	257	10-6F42EDMXS	112
1/8 CD-S	147	1003A17 04 00	343	1025U12 01	256	10-6F40MXS	111
1/8 CD-SS	147	1003A25 04 00	343	1025U12 04	256	10-6F642EDMXS	120
1/8 CR-S	145	1003A40 04 00	343	1025U12R08	257	10-6TRTXS	123
1/8 CR-SS	145	10-1/2 A0EG-S	150	1025U12R14	257	106YX-10-08	62
1/8 DD-S	148	10-1/2 F50G-S	149	1025U14 01 95	256	106YX-5-04	62
1/8 DD-SS	148	10-1/2 F50G-SS	149	1025U14 04 95	256	106YX-8-06	62
1/8 FF-S	145	10-1/4 F50G-S	149	1025U14R04 95	257	1078X-4-04	69
1/8 FG-S	146	10-1/4 F50G-SS	149	1025U14R08 95	257	1078X-4-04C2W	69
1/8 GG-S	148	10-12 C50LO-S	128	1025V11 00 06	257	10-8 C50LO-S	128
1/8 GG-SS	148	10-12 C50X-S	114	1025V14 00 08	257	10-8 C50X-S	114
1/8 HHP-S	149	10-12 F50G5-S	150	10-3/4 F50G-S	149	10-8 F50G5-S	150
1/8 HHP-SS	149	10-12 F50G5-SS	150	10-3/8 F50G-S	149	10-8 F50G5-SS	150
1/8 HP-S	149	10-12 GTX-S	117	10-3/8 F50G-SS	149	10-8 LOHB3-S	137
1/8 KMM00-S	149	10-12 LOHB3-S	137	10356-4-4	60	10-8 TL-S	135
1/8 KMM00-SS	149	10-12 V50LO-S	129	10356-6-6	60	10-8 TRLO-S	136
1/8 MMO-S	148	10-12 VTX-S	110	10356-8-6	60	10-8 V50LO-S	129
1/8 MMO-SS	148	10-12C40MLOS	130	10-4 TL-S	135	10-8F50MLOS	128
1/8 MMS-S	147	10-12C40MXS	112	10-4 TRLO-S	136	10-8F50MXS	114
1/8 MRO-S	147	10-12F3MK4S	152	10-4 TRTX-S	123	10-8HMK4S	152
1/8 MRO-SS	147	10-12F42EDMLOS	130	1058X-4-04	68	10-8HMTXS	106
1/8 RRS-S	146	10-12F42EDMXS	112	10-6 CTX-S	109	10-8TRMTXS	123
1/8 RRS-SS	146	10-12F40MXS	111	10-6 F50G5-S	150	10BMLS	135
1/8-4F40HG5S	151	10-12F50MLOS	128	10-6 F50G5-SS	150	10BMTXS	122
1/8CD45MS	147	10-12F50MXS	114	10-6 TL-S	135	10BMTXSS	122
1/8FF33MS	154	10-12FMTXS	109	10-6 TRLO-S	136	10C3MXS	111
1/8GG44MS	154	10-16 C50X-S	114	10-6 VTX-S	110	10C48-10-4	22
1/8HPMSS	149	10-16F42EDMLOS	130	10648-12-12	25	10C48-10-6	22
10 AOEL6-S	133	10-16F42EDMXS	112	10648-12-16	25	10C48-12-5	22
10 BL-S	135	1018X-4-04	68	10648-16-12	25	10C48-12-6	22
10 DTX-S	118	1018X-6-04	68	10648-16-16	25	10C48-16-8	22
10 ELO-S	126	101YX-4-04	62	10648-20-20	25	10C48-20-10	22
10 F650X-S	121	101YX-8-08	62	10648-24-24	25	10C48-20-12	22
10 F6X-S	120	1025-220VMON050	436	10648-6-4	25	10C48-25-12	22
10 FNL-S	137	1025P04 00	256	10648-6-5	25	10C48-30-16	22
10 G6X-S	119	1025P04 01	256	10648-6-6	25	10C48-38-20	22
10 G6X-SS	119	1025P04 04	256	10656-10-8	60	10C40MLOS	130
10 GTX-S	117	1025P06 00	256	10656-4-3	60	10C40MXS	112
10 HP50N-S	151	1025P06 01	256	10656-4-4	60	10C40MXSS	112
10 HP50N-SS	151	1025P06 04	256	10656-5-3	60	10C50MLOS	128
10 JLO-S	127	1025P08 00	256	10656-5-4	60	10C50MXS	114
10 KLO-S	127	1025P08 01	256	10656-6-4	60	10C6MK4S	153
10 KTX-S	107	1025P08 04	256	10656-6-5	60	10C6MLOS	133
10 LOHB3-S	137	1025P10 00	256	10656-6-6	60	10C6MXS	121
10 LOHX6-S	125	1025P10 01	256	10656-8-6	60	10C6MXSS	121
10 MTX-S	118	1025P10 04	256	10656-8-8	60	10C70-12-6	35
10 OTX-S	118	1025P12 00	256	10670-12-10-SM	37	10C70-14-6	35
10 P50N-S	150	1025P12 01	256	10670-12-12-SM	37	10C70-16-8	35
10 PNLO-S	138	1025P12 04	256	10670-16-12-SM	37	10C70-20-10	35
10 R50LO-S	129	1025P14 00	256	10670-16-16-SM	37	10C70-20-12	35
10 R50X-S	115	1025P14 01	256	10670-20-16-SM	37	10C70-25-12	35
10 RTX-S	110	1025P14 04	256	10670-8-6-SM	37	10C70-30-16	35
10 RTX-SS	110	1025U04 01	256	10670-8-8-SM	37	10C73-20-12	42
10 S50LO-S	129	1025U04 04	256	10677-10-10	49	10C73-25-12	42
10 STX-S	110	1025U04R08	257	10677-10-8	49	10C73-30-16	42
10 STX-SS	110	1025U04R14	257	10677-12-12	49	10C73-38-20	42
10 V50LO-S	129	1025U06 01	256	10677-16-12	49	10C77-16-8	48
10 V6X-S	122	1025U06 04	256	10677-16-16	49	10C77-20-12	48
10 V6X-SS	122	1025U06R08	257	10677-20-16	49	10C77-25-12	48
10 VTX-S	110	1025U06R14	257	10677-8-8	49	10C77-30-16	48
10 WJTX-WLN-S	108	1025U08 01	256	1068X-4-04	68	10C77-38-20	48
10 WNTX-WLN-S	108	1025U08 04	256	1068X-5-04	68	10C77-38-24	48

Alphanumeric Index

10CMTXS	109	11/2 DD-SS	148	11970-10-10-1P	39	12 F6X-S	120
10CMTXSS	109	11/2HPMSS	149	11970-12-12-1P	39	12 FTX-S	109
10EMTXS	106	11/4 DD-SS	148	11970-12-8	39	12 G6X-S	119
10F3MK4S	152	11/4HPMSS	149	11970-16-12-1P	39	12 G6X-SS	119
10F3MXS	111	1100Y04 00	257	11970-16-16	39	12 GTX-S	117
10F42EDMLOS	130	1100Y06 00	257	11970-20-16-1P	39	12 HP50N-S	151
10F42EDMXS	112	1100Y08 00	257	11970-8-8-1P	39	12 JLO-S	127
10F42EDMXSS	112	1100Y10 00	257	11973-12-12-1P	45	12 KLO-S	127
10F40MXS	111	1100Y12 00	257	11973-16-12	45	12 KTX-S	107
10F50MLOS	128	1100Y14 00	257	11973-16-16	45	12 KTX-SS	107
10F50MXS	114	11548-12-12	27	11977-12-12	51	12 LOHB3-S	137
10F642EDMLS	134	11548-16-16	27	11977-12-8	51	12 LOHX6-S	125
10F642EDMXS	120	11548-20-16	27	11977-16-12	51	12 MTX-S	118
10F640MXS	120	11548-20-20	27	11977-16-16	51	12 OTX-S	118
10FMTXS	109	11548-24-24	27	11977-8-8	51	12 P50N-S	150
10FNMK4S	153	11548-32-32	27	11C48-10-4	22	12 PNLO-S	138
10FNMTXS	124	11548-8-8	27	11C48-10-5	22	12 R50LO-S	129
10G4MXS	119	11570-12-10-1P	39	11C48-10-6	22	12 R50X-S	115
10HMK4S	152	11570-12-12-1P	39	11C48-12-4	22	12 R6LO-S	133
10HMLOS	126	11570-16-12-1P	39	11C48-12-5	22	12 RTX-S	110
10HMTXS	106	11570-16-16-1P	39	11C48-12-6	22	12 RTX-SS	110
10HMTXSS	106	11570-20-16-1P	39	11C48-14-6	22	12 S50LO-S	129
10JMTXS	107	11570-8-8-1P	39	11C48-14-8	22	12 S50X-S	115
10JMTXSS	107	11573-12-12	45	11C48-16-10	22	12 S6LO-S	133
10M18C870MLOS	131	11573-16-12-1P	45	11C48-16-8	22	12 STX-S	110
10M18C870MXS	116	11573-16-16	45	11C48-20-10	22	12 STX-SS	110
10M18C80MXS	117	11577-12-12	51	11C48-25-12	22	12 V50LO-S	129
10M18F82EDMLOS	132	11577-12-8	51	11C48-30-16	22	12 V50X-S	115
10M18F82EDMXS	117	11577-16-12	51	11C48-38-20	22	12 V6X-S	122
10M18F870MLOS	131	11577-16-16	51	11C48-6-4	22	12 V6X-SS	122
10M18F870MXS	116	11577-8-8	51	11C48-8-4	22	12 VTX-S	110
10M18F80MXS	116	11676	210	11C56-10-4	59	12 WJTX-WLN-S	108
10M20C80MXS	117	11677	210	11C56-12-5	59	12 WNTX-WLN-S	108
10M22C870MLOS	131	1-16F40HG5S	151	11C56-12-6	59	12 XHL6-S	125
10M22C870MXS	116	11703	210	11C56-16-8	59	12 XHLO-S	124
10M22C80MLOS	132	11748-12-12	27	11C70-12-6	35	1202LT-3	55
10M22C80MXS	117	11748-16-16	27	11C70-16-10	35	1202LT-4	55
10M22F82EDMLOS	132	11748-20-16	27	11C70-16-8	35	1202LT-4-4	55
10M22F82EDMXS	117	11748-20-20	27	11C70-20-10	35	1202LT-5	55
10M22F870MLOS	131	11748-24-24	27	11C70-25-10	35	1202LT-6	55
10M22F870MXS	116	11748-32-24	27	11C70-25-12	35	1202LT-6-6	55
10M22F80MXS	116	11748-32-32	27	11C70-25-16	35	120R-RAC-02	380
10M22R870MLOS	132	11748-8-8	27	11C70-30-16	35	12-1/2 F50G-S	149
10M22S870MLOS	132	11770-10-10-1P	39	11C73-20-12	42	12-1/2 F50G-SS	149
10M22V870MLOS	131	11770-12-10	39	11C73-25-12	42	12-10 F50G5-S	150
10MFP140SA10Q1EUR	459	11770-12-12-1P	39	11C73-25-16	42	12-10 F50G5-SS	150
10MFP140SA10Q1UK	459	11770-16-12-1P	39	11C73-30-16	42	12-10 TL-S	135
10MFP240SA10Q1IND	459	11770-16-16-1P	39	11C73-38-20	42	12-10 V50LO-S	129
10PNMK4S	153	11770-20-16	39	11C77-16-8	48	12-10 V50X-S	115
10PNMTXS	124	11770-8-8-1P	39	11C77-20-12	48	12-10C50MLOS	128
10R40MXS	113	11773-12-12	45	11C77-25-12	48	12-10C50MXS	114
10R6MLOS	133	11773-16-12	45	11C77-30-16	48	12-10F50MLOS	128
10R6MXS	122	11773-16-16	45	11C77-38-20	48	12-10F50MXS	114
10S40MXS	113	11777-12-12	51	11C77-38-24	48	12-10HMK4S	152
10S50MXS	115	11777-12-8	51	11D56-10-5	59	12-10TRMLONS	136
10S6MLOS	133	11777-16-12	51	11D56-10-6	59	12-10TRMTXS	123
10S6MXS	122	11777-16-16	51	11D56-12-6	59	12-12F6MK4S	153
10TT4LS	138	11777-8-8	51	11D56-6-3	59	12-14 TL-S	135
10TT4MXS	119	11948-12-12	27	11D56-8-4	59	12-16 C50LO-S	128
10TT8LS	138	11948-16-16	27	11DYX-10-05	62	12-16 C50X-S	114
10V40MXS	113	11948-20-20	27	11DYX-12-06	62	12-16 F50G5-S	150
10WEMTXWLNMS	107	11948-24-20	27	11DYX-6-03	62	12-16 F50G5-SS	150
10WLNMLS	127	11948-24-24	27	11DYX-8-04	62	12-16 FTX-S	109
10WLNMS	108	11948-24-32	27	12 A0EL6-S	133	12-16 LOHB3-S	137
10WML0WLNMLS	127	11948-32-24	27	12 BL-S	135	12-16 V50LO-S	129
10WMTXWLNMS	107	11948-32-32	27	12 CTX-S	109	12-16 VTX-S	110
10WMTXWLNMS	107	11948-8-8	27	12 ELO-S	126	12-16C40MLOS	130

Alphanumeric Index

12-16C40MXS	112	12F42EDMXSS	112	13748-20-20	25	14-3/4 F50G-S	149
12-16F3MK4S	152	12F40MXS	111	13748-24-24	25	1470U08 04 13	257
12-16F42EDMLOS	130	12F50MLOS	128	13748-6-6	25	1471U08 04 13	257
12-16F42EDMXS	112	12F50MXS	114	13770-10-8-SM	37	1472U08 04 13	257
12-16F42EDMXSS	112	12F63P4S	160	13770-12-10-SM	37	149EX-10-025	57
12-16F40MXS	111	12F642EDMLS	134	13770-12-12-SM	37	14A73-20-16-1P	45
12-16F50MLOS	128	12F642EDMXS	120	13770-16-16-SM	37	14A73-20-20	45
12-16F50MXS	114	12F640MXS	120	13770-20-16-SM	37	14A73-24-20-1P	45
12-3/4 A0EG-S	150	12F650MXS	121	13770-8-8-SM	37	14A73-24-24	45
12-3/4 F50G-S	149	12FNMK4S	153	13948-12-10	25	14A73-32-24-1P	45
12-3/4 F50G-SS	149	12FNMLS	137	13948-12-12	25	14A73-32-32-1P	45
12-4 TL-S	135	12FNMTXS	124	13948-16-16	25	14A77-20-16	51
12-4 TRLO-S	136	12G3P4S	160	13948-20-20	25	14F73-20-16-1P	45
12-4 TRTX-S	123	12G4MXS	119	13948-24-24	25	14F73-20-20-1P	45
12-6 FTX-S	109	12G63P4S	160	13948-6-4	25	14F73-24-20-1P	45
12-6 TL-S	135	12HMK4S	152	13948-6-5	25	14F73-24-24	45
12-6 TRLO-S	136	12HMLLOS	126	13948-6-6	25	14F77-20-16	51
12-6F42EDMXS	112	12HMTXS	106	13956-4-3	61	14KAAW13MPX	265
12-6HMK4S	152	12HMTXSS	106	13956-4-4	61	14KAAW17MPX	265
12-6TRTXS	123	12HP46S	159	13956-6-5	61	14KAAW21MPX	265
12-8 C50X-S	114	12HP4S	158	13956-6-6	61	14KAIW13MPX	265
12-8 CTX-S	109	12HP50N-SS	151	13956-8-8	61	14KAIW17MPX	265
12-8 DTX-S	118	12JMTXS	107	13970-10-10-SM	37	14KAIW21MPX	265
12-8 F50G5-S	150	12JMTXSS	107	13970-10-8-SM	37	14KATF08MPX	265
12-8 F50G5-SS	150	12M18F82EDMXS	117	13970-12-10-SM	37	14KATF10MPX	265
12-8 F50LO-S	128	12M22C870MLOS	131	13970-12-12-SM	37	14KEAK13MPN	275
12-8 F6X-S	120	12M22C870MXS	116	13970-12-16-SM	37	14KEAK17MPN	275
12-8 FTX-S	109	12M22C80MXS	117	13970-16-12-SM	37	14KEAK21MPN	275
12-8 GTX-S	117	12M22F82EDMXS	117	13970-16-16-SM	37	14KEW13MPN	275
12-8 LOHB3-S	137	12M22F870MLOS	131	13970-6-6-SM	37	14KEW17MPN	275
12-8 TL-S	135	12M22F870MXS	116	13970-8-8-SM	37	14KEW21MPN	275
12-8 TRLO-S	136	12M22F80MXS	116	13B8X-4-04	69	14KETF08MPN	275
12-8C40MLOS	130	12M27C870MLOS	131	13V48-10-8	25	14KETF10MPN	275
12-8C40MXS	112	12M27C80MLOS	132	13V48-8-6	25	14N73-20-16-1P	45
12-8C40MXSS	112	12M27C80MXS	117	13V48-8-8	25	14N73-20-20-1P	45
12-8CMTXSS	109	12M27F6870MXS	121	13W48-10-10	25	14N73-24-20-1P	45
12-8F3MK4S	152	12M27F82EDMLOS	132	13W48-10-8	25	14N73-24-24-1P	45
12-8F42EDMLOS	130	12M27F870MLOS	131	13W48-4-4	25	14N73-32-32-1P	45
12-8F42EDMXS	112	12M27F80MXS	116	13W48-5-4	25	14N77-20-16	51
12-8F42EDMXSS	112	12M27R870MLOS	132	13W48-5-5	25	159.004785	351
12-8F40MXS	111	12M27F870MXS	132	13W48-8-6	25	159.004787	351
12-8F642EDMXS	120	12M27V870MLOS	131	13W48-8-8	25	159.005304	351
12-8F6MK4S	153	12M33F870MLOS	131	13W70-8-6-SM	37	16 AOEL6-S	133
12-8HMK4S	152	12PNMK4S	153	14 HP50N-S	151	16 BL-S	135
12-8TRTXS	123	14 HP50N-SS	124	14 HP50N-SS	151	16 C50LO-S	128
12BMLS	135	12R40MXS	113	14 JTX-S	107	16 CTX-S	109
12BMTXS	122	12R6MXS	122	14 P50N-S	150	16 DTX-S	118
12BMTXSS	122	12S40MXS	113	14 V50X-S	115	16 ELO-S	126
12C3P4S	159	12S6MXS	122	14-1/2 F50G-S	149	16 F50LO-S	128
12C3T4S	158	12TT4LS	138	1420U04 11	258	16 F6X-S	120
12C40MLOS	130	12TT4XS	119	1420U04 41	258	16 G6X-S	119
12C40MXS	112	12TT8LS	138	1420U04 44	258	16 G6X-SS	119
12C40MXSS	112	12V3P4S	159	1420U06 11	258	16 GTX-S	117
12C50MLOS	128	12V3T4S	158	1420U06 41	258	16 HP50N-S	151
12C50MXS	114	12V40MXS	113	1420U06 44	258	16 HP50N-SS	151
12C6MK4S	153	12WEMTXWLNMS	107	1420U08 11	258	16 JLO-S	127
12C6MLOS	133	12WLNMLS	127	1420U08 41	258	16 KLO-S	127
12C6MXS	121	12WLNMS	108	1420U08 44	258	16 KTX-S	107
12C6MXSS	121	12WMLOWLNLMS	127	1423KAAK13SPN	268	16 LOHB3-S	137
12CMTXSS	109	12WMTXWLNMS	107	1423KAAK17SPN	268	16 LOHX6-S	125
12EMTXS	106	12WMTXWLNMS	107	1423KAAK21SPN	268	16 MTX-S	118
12F3MK4S	152	1300R003BN4HC	191	1423KAIW13SPN	268	16 OTX-S	118
12F3MXS	111	1300R005BN4HC	192	1423KAIW17SPN	268	16 P50N-S	150
12F3P4S	159	1300R010BN4HC	192	1423KAIW21SPN	268	16 PNLO-S	138
12F3T4S	158	1300R020BN4HC	192	1423KATF06SPN	268	16 PNTX-S	124
12F42EDMLOS	130	13748-12-12	25	1423KATF09SPN	268	16 R50LO-S	129
12F42EDMXS	112	13748-16-16	25	1423KATF10SPN	268	16 R50X-S	115

Alphanumeric Index

16 R6LO-S.....	133	16-20 V5OLO-S.....	129	16BMTXSS.....	122	16M27C870MXS.....	116
16 RTX-S.....	110	16-20F42EDML0S.....	130	16C3P4S.....	159	16M27F870MXS.....	116
16 RTX-SS.....	110	16-20F42EDMXS.....	112	16C3T4S.....	158	16M33C870MLOS.....	131
16 S5OLO-S.....	129	16-20F40MXS.....	111	16C40MLOS.....	130	16M33C80MLOS.....	132
16 S5OX-S.....	115	1625KAAK13SPN.....	271	16C40MXS.....	112	16M33C80MXS.....	117
16 S6LO-S.....	133	1625KAAK17SPN.....	271	16C40MXSS.....	112	16M33F6870MXS.....	121
16 STX-S.....	110	1625KAAK21SPN.....	271	16C50MXS.....	114	16M33F82EDMLOS.....	132
16 STX-SS.....	110	1625KAIW13SPN.....	271	16C6MK4S.....	153	16M33F82EDMXS.....	117
16 V5OLO-S.....	129	1625KAIW17SPN.....	271	16C6MLOS.....	133	16M33F870MLOS.....	131
16 V5OX-S.....	115	1625KAIW21SPN.....	271	16C6MXS.....	121	16M33F870MXS.....	116
16 V6X-S.....	122	1625KATF09SPN.....	271	16C6MXSS.....	121	16M33F80MXS.....	116
16 V6X-SS.....	122	1625KATF10SPN.....	271	16CMTXSS.....	109	16M33R870MLOS.....	132
16 VTX-S.....	110	1625KATF13SPN.....	271	16EMTXS.....	106	16M33S870MLOS.....	132
16 WETX-WLN-S.....	107	1625KATP10SPN.....	271	16F3MK4S.....	152	16M33V870MLOS.....	131
16 WJTX-WLN-S.....	108	1625KATP13SPN.....	271	16F3MXS.....	111	16N48-12-12.....	28
16 WNTX-WLN-S.....	108	16-3/4 F50G-S.....	149	16F3P4S.....	159	16N48-16-16.....	28
16 XHL6-S.....	125	16-3/4 F50G-SS.....	149	16F3T4S.....	158	16N48-20-20.....	28
16 XHLO-S.....	124	16-6TRTXS.....	123	16F42EDMLOS.....	130	16N48-24-24.....	28
1600KEAK13SPN.....	278	16-8 F50G5-S.....	150	16F42EDMXS.....	112	16N48-32-32.....	28
1600KEAK17SPN.....	278	16-8 F50G5-SS.....	150	16F42EDMXSS.....	112	16N70-12-10-1P.....	40
1600KEAK21SPN.....	278	16-8 TL-S.....	135	16F42EDMLOS.....	130	16N70-12-12-1P.....	40
1600KEIW13SPN.....	278	16-8 TRLO-S.....	136	16F48-12-12.....	28	16N70-16-12-1P.....	40
1600KEIW17SPN.....	278	16848-10-10.....	25	16F48-16-16.....	28	16N70-16-16-1P.....	40
1600KEIW21SPN.....	278	16848-10-12.....	25	16F48-20-20.....	28	16N70-8-8-1P.....	40
1600KETF06SPN.....	278	16848-10-8.....	25	16F48-32-32.....	28	16N73-12-12.....	46
1600KETF09SPN.....	278	16848-4-4.....	25	16F40MXS.....	111	16N73-12-16-1P.....	46
1600KETF10SPN.....	278	16848-4-6.....	25	16F50MXS.....	114	16N73-16-12-1P.....	46
1600KETF13SPN.....	278	16848-5-4.....	25	16F642EDMLS.....	134	16N73-16-16-1P.....	46
16-1 A0EG-S.....	150	16848-5-6.....	25	16F642EDMXS.....	120	16N73-16-20-1P.....	46
16-1 F50G-S.....	149	16848-8-5.....	25	16F640MXS.....	120	16N73-20-16.....	46
16-1 F50G-SS.....	149	16848-8-6.....	25	16F650MXS.....	121	16N73-20-20.....	46
16-1/2 F50G-S.....	149	16848-8-8.....	25	16F70-12-10.....	40	16N73-24-20.....	46
16-1/2 F50G-SS.....	149	16-8HMK4S.....	152	16F70-12-12-1P.....	40	16N73-24-24.....	46
16-10 F50G5-S.....	150	16A48-12-12.....	28	16F70-16-16-1P.....	40	16N73-32-32-1P.....	46
16-10 TL-S.....	135	16A48-16-16.....	28	16F70-16-16-1P.....	40	16N77-12-12.....	52
16-10 TRLO-S.....	136	16A48-20-20.....	28	16F70-8-8-1P.....	40	16N77-12-8.....	52
16-10TRTXS.....	123	16A48-24-24.....	28	16F73-12-12-1P.....	46	16N77-16-12.....	52
16-12 C5OLO-S.....	128	16A48-32-32.....	28	16F73-16-12-1P.....	46	16N77-16-16.....	52
16-12 C5OX-S.....	114	16A70-12-10-1P.....	40	16F73-16-16.....	46	16N77-20-16.....	52
16-12 CTX-S.....	109	16A70-12-12-1P.....	40	16F73-20-16-1P.....	46	16N77-20-20.....	52
16-12 F5OLO-S.....	128	16A70-16-12-1P.....	40	16F73-20-20-1P.....	46	16N77-24-20.....	52
16-12 F6X-S.....	120	16A70-16-16-1P.....	40	16F73-24-20.....	46	16N77-24-24.....	52
16-12 LOHB3-S.....	137	16A70-20-16-1P.....	40	16F73-24-24.....	46	16N77-8-8.....	52
16-12 TL-S.....	135	16A70-8-10.....	40	16F73-32-32-1P.....	46	16PNMK4S.....	153
16-12 TRLOW-S.....	136	16A70-8-8-1P.....	40	16F77-12-12.....	52	16R40MXS.....	113
16-12 VTX-S.....	110	16A73-12-12-1P.....	46	16F77-12-8.....	52	16R6MXS.....	122
16-12C40MLOS.....	130	16A73-12-16-1P.....	46	16F77-16-12.....	52	16S40MXS.....	113
16-12C40MXS.....	112	16A73-16-12-1P.....	46	16F77-16-16.....	52	16S6MXS.....	122
16-12C40MXSS.....	112	16A73-16-16-1P.....	46	16F77-20-16.....	52	16TT4LS.....	138
16-12F3MK4S.....	152	16A73-16-20-1P.....	46	16F77-20-20.....	52	16TT4XS.....	119
16-12F42EDMLOS.....	130	16A73-20-16-1P.....	46	16F77-24-20.....	52	16TT8LS.....	138
16-12F42EDMXS.....	112	16A73-20-20-1P.....	46	16F77-24-24.....	52	16V3T4S.....	158
16-12F42EDMXSS.....	112	16A73-24-20-1P.....	46	16F77-8-8.....	52	16V40MXS.....	113
16-12F40MXS.....	111	16A73-24-24-1P.....	46	16FMTXS.....	109	16WLNMLS.....	127
16-12F50MXS.....	114	16A73-32-24-1P.....	46	16FNLMKS.....	153	16WLNMS.....	108
16-12F642EDMXS.....	120	16A73-32-32.....	46	16FNMLS.....	137	16WML0WLNMLS.....	127
16-12FMTXS.....	109	16A77-12-12.....	52	16FNMTXS.....	124	16WMTXWLNMS.....	107
16-12HMK4S.....	152	16A77-12-8.....	52	16GNMK4S.....	153	16WMTXWLNMS.....	107
16-12TRTXS.....	123	16A77-16-12.....	52	16GNMLS.....	137	1700KAAK17SPN.....	273
16-14 TL-S.....	135	16A77-16-16.....	52	16GNMTXS.....	109	1700KAAK21SPN.....	273
16-16F6MK4S.....	153	16A77-20-16.....	52	16HP4S.....	158	1700KAAK26SPN.....	273
16-20 C5OLO-S.....	128	16A77-20-20.....	52	16JMTXS.....	107	1700KAIW17SPN.....	273
16-20 C5OX-S.....	114	16A77-24-20.....	52	16JMTXS.....	107	1700KAIW21SPN.....	273
16-20 CTX-S.....	109	16A77-24-24.....	52	16JMTXS.....	107	1700KAIW26SPN.....	273
16-20 F50G5-S.....	150	16BMLS.....	135	16JMTXS.....	107	1700KATF10SPN.....	273
16-20 F5OLO-S.....	128	16BMTXS.....	122	16JMTXS.....	107	1700KATF13SPN.....	273
16-20 LOHB3-S.....	137			16JMTXS.....	107	1700KATF16SPN.....	273

Alphanumeric Index

1700KEAW17SPN	279	19270-6-6	36	1B270-10-8	36	1C970-25-10	35
1700KEAW21SPN	279	19270-8-8	36	1B270-12-10	36	1C970-25-12	35
1700KEAW26MPN	279	19273-12-12	43	1B270-12-12	36	1C970-25-16	35
1700KEIW17SPN	279	19273-16-16	43	1B270-16-12	36	1C970-30-16	35
1700KEIW21SPN	279	19273-20-20	43	1B270-16-16	36	1C973-20-12	42
1700KEIW26MPN	279	19273-24-24	43	1B270-6-6	36	1C973-25-12	42
1700R003BN4HC	192	19273-32-32	43	1B270-8-8	36	1C973-25-16	42
1700R005BN4HC	192	1928X-4-04	68	1B273-12-12	43	1C973-30-16	42
1700R010BN4HC	192	192YX-12-10	63	1B273-16-16	43	1C973-30-20	42
1700R020BN4HC	192	192YX-4-03	63	1B273-20-20	43	1C973-38-20	42
17KAAK13SPN	263	192YX-4-04	63	1B273-24-24	43	1C973-38-24	42
17KAAK17SPN	263	192YX-6-05	63	1B273-32-32	43	1C977-16-8	48
17KAAK21SPN	263	192YX-6-06	63	1B2YX-4-04	63	1C977-20-10	48
17KAIW13SPN	263	192YX-8-08	63	1B2YX-6-06	63	1C977-20-12	48
17KAIW17SPN	263	19KAAK13MPN	267	1B2YX-8-08	63	1C977-25-12	48
17KAIW21SPN	263	19KAAK17MPN	267	1C356-10-4	58	1C977-30-16	48
17KATF08SPN	263	19KAAK21MPN	267	1C356-10-5	58	1C977-38-20	48
17KATF10SPN	263	19KAIW13MPN	267	1C356-12-6	58	1C977-38-24	48
17SFAK10SXN	263	19KAIW17MPN	267	1C356-15-8	58	1C98X-10-04	68
17SFAK13SXN	263	19KAIW21MPN	267	1C356-6-3	58	1C98X-8-04	68
17SFIW10SXN	263	19KATF08MPN	267	1C356-8-4	58	1C9EX-6-012	56
17SFIW13SXN	263	19KATF10MPN	267	1C3YX-10-05	64	1C9EX-8-012	56
17SFTF08SXN	263	19SFAK13SXN	267	1C3YX-10-06	64	1C9EX-8-025	56
17SFTF10SXN	263	19SFAK17SXN	267	1C3YX-12-06	64	1CA48-10-4	19
18KAAK13MPN	266	19SFIW13SXN	267	1C3YX-15-08	64	1CA48-10-5	19
18KAAK17MPN	266	19SFIW17SXN	267	1C3YX-18-10	64	1CA48-10-6	19
18KAIW13MPN	266	19SFTF06SXN	267	1C3YX-6-03	64	1CA48-12-4	19
18KAIW17MPN	266	19SFTF08SXN	267	1C3YX-8-04	64	1CA48-12-5	19
18KAIW21MPN	266	19SFTF10SXN	267	1C948-10-4	21	1CA48-12-6	19
18KATF08MPN	266	1AY8X-6-04	69	1C948-10-5	21	1CA48-12-8	19
18KATF10MPN	266	1B148-12-12	23	1C948-10-6	21	1CA48-15-10	19
18SFAK13SXN	266	1B148-16-16	23	1C948-12-4	21	1CA48-15-6	19
18SFAK17SXN	266	1B148-20-20	23	1C948-12-5	21	1CA48-15-8	19
18SFIW13SXN	266	1B148-24-24	23	1C948-12-6	21	1CA48-18-10	19
18SFIW17SXN	266	1B148-32-32	23	1C948-12-8	21	1CA48-18-12	19
18SFTF06SXN	266	1B148-4-4	23	1C948-14-4	21	1CA48-18-6	19
18SFTF08SXN	266	1B148-6-4	23	1C948-14-6	21	1CA48-18-8	19
18SFTF10SXN	266	1B148-6-5	23	1C948-14-8	21	1CA48-22-10	19
19248-10-10	23	1B148-6-6	23	1C948-16-10	21	1CA48-22-12	19
19248-10-8	23	1B148-8-6	23	1C948-16-5	21	1CA48-22-16	19
19248-12-10	23	1B148-8-8	23	1C948-16-6	21	1CA48-28-12	19
19248-12-12	23	1B170-12-12	36	1C948-16-8	21	1CA48-28-16	19
19248-16-12	23	1B170-16-12	36	1C948-20-10	21	1CA48-35-16	19
19248-16-16	23	1B170-16-16	36	1C948-20-12	21	1CA48-35-20	19
19248-20-20	23	1B173-12-12	43	1C948-20-8	21	1CA48-42-24	19
19248-24-24	23	1B173-16-16	43	1C948-25-12	21	1CA48-6-4	19
19248-32-32	23	1B173-20-20	43	1C948-25-16	21	1CA48-8-4	19
19248-4-4	23	1B248-10-10	24	1C948-30-16	21	1CA48-8-5	19
19248-4-5	23	1B248-12-10	24	1C948-38-20	21	1CA48-8-6	19
19248-6-4	23	1B248-12-12	24	1C948-6-4	21	1CA56-10-4	58
19248-6-5	23	1B248-16-16	24	1C948-8-4	21	1CA56-10-5	58
19248-6-6	23	1B248-20-20	24	1C948-8-6	21	1CA56-10-6	58
19248-6-8	23	1B248-24-24	24	1C956-10-4	59	1CA56-12-5	58
19248-8-6	23	1B248-32-32	24	1C956-10-5	59	1CA56-12-6	58
19248-8-8	23	1B248-4-4	24	1C956-12-4	59	1CA56-15-8	58
19256-4-3	60	1B248-6-4	24	1C956-12-5	59	1CA56-6-3	58
19256-4-4	60	1B248-6-5	24	1C956-12-6	59	1CA56-8-4	58
19256-6-5	60	1B248-6-6	24	1C956-16-8	59	1CA70-12-6	34
19256-6-6	60	1B248-6-8	24	1C956-8-3	59	1CA70-15-8	34
19256-8-6	60	1B248-8-6	24	1C956-8-4	59	1CA70-18-10	34
19256-8-8	60	1B248-8-8	24	1C970-12-6	35	1CA70-18-8	34
19270-10-10	36	1B256-4-3	60	1C970-12-8	35	1CA70-22-12	34
19270-10-8	36	1B256-4-4	60	1C970-14-6	35	1CA70-28-16	34
19270-12-10	36	1B256-6-5	60	1C970-16-10	35	1CAEX-4-012	56
19270-12-12	36	1B256-6-6	60	1C970-16-8	35	1CAEX-6-012	56
19270-16-12	36	1B256-8-8	60	1C970-20-10	35	1CAEX-6-025	56
19270-16-16	36	1B270-10-10	36	1C970-20-12	35	1CAEX-8-012	56

Alphanumeric Index

1CAYX-10-05	64	1CFYX-15-08	64	1D948-6-6	24	1J973-16-12-SM	44
1CAYX-12-06	64	1CFYX-6-03	64	1D948-6-8	24	1J973-16-16-SM	44
1CAYX-15-08	64	1CFYX-8-04	64	1D948-8-6	24	1J973-20-16-SM	44
1CAYX-18-10	64	1CW48-15-4	31	1D948-8-8	24	1J973-20-20-SM	44
1CAYX-6-03	64	1CW48-15-5	31	1D956-4-4	60	1J977-12-12	50
1CAYX-8-04	64	1CW48-15-6	31	1D956-6-6	60	1J977-16-16	50
1CE48-10-4	20	1CW48-15-8	31	1D956-8-8	60	1J977-20-20	50
1CE48-10-5	20	1D048-10-4	21	1D970-12-12	36	1J977-24-24	50
1CE48-10-6	20	1D048-10-5	21	1D970-16-16	36	1J977-8-8	50
1CE48-12-5	20	1D048-10-6	21	1D970-8-8	36	1JC48-10-10	26
1CE48-12-6	20	1D048-12-4	21	1D973-12-12	43	1JC48-10-8	26
1CE48-12-8	20	1D048-12-5	21	1D973-16-16	43	1JC48-12-10	26
1CE48-15-6	20	1D048-12-6	21	1D973-20-20	43	1JC48-12-12	26
1CE48-15-8	20	1D048-15-6	21	1D98X-4-04	69	1JC48-16-16	26
1CE48-18-10	20	1D048-15-8	21	1GG44MS	154	1JC48-20-20	26
1CE48-22-12	20	1D048-18-10	21	1HPMSS	149	1JC48-4-4	26
1CE48-28-12	20	1D048-22-12	21	1J748-10-10	26	1JC48-6-4	26
1CE48-28-16	20	1D048-28-16	21	1J748-10-8	26	1JC48-6-6	26
1CE48-35-20	20	1D048-35-20	21	1J748-12-12	26	1JC48-8-6	26
1CE48-42-24	20	1D048-42-24	21	1J748-16-16	26	1JC48-8-8	26
1CE48-6-4	20	1D048-6-4	21	1J748-20-20	26	1JC56-4-4	61
1CE48-8-4	20	1D048-8-4	21	1J748-24-24	26	1JC56-6-5	61
1CE48-8-5	20	1D048-8-5	21	1J748-4-4	26	1JC56-6-6	61
1CE56-10-5	58	1D056-10-5	59	1J748-6-4	26	1JC56-8-6	61
1CE56-10-6	58	1D056-10-6	59	1J748-6-6	26	1JC56-8-8	61
1CE56-12-6	58	1D056-12-5	59	1J748-8-6	26	1JC70-10-10-SM	38
1CE56-15-8	58	1D056-12-6	59	1J748-8-8	26	1JC70-12-10-SM	38
1CE56-6-3	58	1D056-6-4	59	1J756-6-6	61	1JC70-12-12-SM	38
1CE56-8-4	58	1D070-18-10	34	1J756-8-8	61	1JC70-12-8-SM	38
1CE70-12-6	34	1D070-22-12	34	1J770-10-10-SM	38	1JC70-16-12-SM	38
1CE70-15-8	34	1D070-28-16	34	1J770-10-8-SM	38	1JC70-16-16-SM	38
1CE70-18-10	34	1D248-10-5	22	1J770-12-12-SM	38	1JC70-8-8-SM	38
1CE70-22-12	34	1D248-12-4	22	1J770-16-16-SM	38	1JC73-12-12-SM	44
1CF48-10-4	20	1D248-12-5	22	1J770-16-16-SM	38	1JC73-16-16-SM	44
1CF48-10-5	20	1D248-12-6	22	1J770-8-8-SM	38	1JC73-20-20-SM	44
1CF48-10-6	20	1D248-14-6	22	1J773-12-12-SM	44	1JC73-24-24-SM	44
1CF48-12-4	20	1D248-16-8	22	1J773-16-12-SM	44	1JC77-10-10	50
1CF48-12-5	20	1D248-20-10	22	1J773-16-16-SM	44	1JC77-12-12	50
1CF48-12-6	20	1D248-20-12	22	1J773-20-16-SM	44	1JC77-12-8	50
1CF48-12-8	20	1D248-20-12	22	1J773-20-20-SM	44	1JC77-16-12	50
1CF48-15-10	20	1D248-25-12	22	1J777-12-12	50	1JC77-16-16	50
1CF48-15-6	20	1D248-30-16	22	1J777-16-16	50	1JC77-20-16	50
1CF48-15-8	20	1D248-38-20	22	1J777-20-20	50	1JC77-20-20	50
1CF48-18-10	20	1D248-6-4	22	1J777-24-24	50	1JC77-24-24	50
1CF48-18-8	20	1D270-16-8	35	1J777-8-8	50	1JC77-8-8	50
1CF48-22-10	20	1D270-20-10	35	1J948-10-10	26	1JC77-8-8	50
1CF48-22-12	20	1D270-20-12	35	1J948-10-8	26	1JC77-8-8	50
1CF48-22-16	20	1D270-25-12	35	1J948-12-12	26	1JC77-8-8	50
1CF48-28-12	20	1D270-25-16	35	1J948-16-16	26	1JC77-8-8	50
1CF48-28-16	20	1D270-30-16	35	1J948-20-20	26	1JC77-8-8	50
1CF48-28-20	20	1D273-20-12	42	1J948-4-4	26	1JC77-8-8	50
1CF48-35-20	20	1D273-25-12	42	1J948-4-6	26	1JC77-8-8	50
1CF48-42-24	20	1D273-30-16	42	1J948-6-4	26	1JC77-8-8	50
1CF48-6-4	20	1D273-38-20	42	1J948-6-5	26	1JC77-8-8	50
1CF48-8-4	20	1D277-16-8	48	1J948-6-6	26	1JC77-8-8	50
1CF56-10-5	58	1D277-20-10	48	1J948-8-4	26	1JC77-8-8	50
1CF56-10-6	58	1D277-20-12	48	1J948-8-6	26	1JC77-8-8	50
1CF56-12-6	58	1D277-25-12	48	1J948-8-8	26	1JC77-8-8	50
1CF56-15-8	58	1D277-30-16	48	1J956-6-4	61	1JC77-8-8	50
1CF56-6-3	58	1D948-10-10	24	1J956-6-6	61	1JC77-8-8	50
1CF56-8-4	58	1D948-12-12	24	1J956-8-8	61	1JC77-8-8	50
1CF70-12-6	34	1D948-16-16	24	1J970-10-10-SM	38	1JC77-8-8	50
1CF70-15-8	34	1D948-20-20	24	1J970-12-10-SM	38	1JC77-8-8	50
1CF70-18-10	34	1D948-24-24	24	1J970-12-12-SM	38	1JC77-8-8	50
1CF70-22-12	34	1D948-32-32	24	1J970-16-16-SM	38	1JC77-8-8	50
1CF70-28-16	34	1D948-4-4	24	1J970-6-6-SM	38	1JC77-8-8	50
1CF70-35-16	34	1D948-6-4	24	1J970-8-8-SM	38	1JC77-8-8	50
		1D948-6-5	24	1J973-12-12-SM	44	1JC77-8-8	50

Alphanumeric Index

1X3/4FF33MS	154	20 WLNL-S	127	20F42EDMLOS	130	21KAIW10MPX	264
1XA77-12-12	53	20 WLO-WLNL-S	127	20F42EDMXS	112	21KAIW13MPX	264
1XA77-16-12	53	20 WNTX-WLN-S	108	20F42EDMXSS	112	21KATF06MPX	264
1XA77-16-16	53	20 XHL6-S	125	20F40MXS	111	21KATF08MPX	264
1XA77-20-16	53	20 XHLO-S	124	20F50MLOS	128	21KATP06MPX	264
1XA77-20-20	53	20-1 1/4 F50G-S	149	20F50MXS	114	21SFAW10MXX	264
1XA77-24-20	53	20-1 F50G-S	149	20F642EDMLS	134	21SFAW13MXX	264
1XF77-12-12	53	20-1 F50G-SS	149	20F642EDMXS	120	21SFW10MXX	264
1XF77-16-16	53	2-011N552-90	165	20F640MXS	120	21SFW13MXX	264
1XF77-20-20	53	20-12 F50G5-S	150	20FMTXS	109	21SFK006MXX	264
1XF77-24-20	53	20-12 F50G5-SS	150	20FNMK4S	153	21SFK008MXX	264
1XN77-12-12	53	20-12 TL-S	135	20FNMTXS	124	21SFTF06MXX	264
1XN77-16-12	53	20-12 TRLO-S	136	20G4MXS	119	21SFTF08MXX	264
1XN77-16-16	53	20-12 TRTX-S	123	20HMK4S	152	21SFTP06MXX	264
1XN77-20-16	53	2-012-N552-9	138	20HMTXS	106	2207-12-12	156
1XN77-20-20	53	2-012N552-90	165	20HMTXS	106	2207-16-16	156
1XN77-24-20	53	2-013-N552-9	138	20JMTXS	107	2207-20-20	156
1YPEX-3-012	56	2-014N552-90	165	20JMTXS	107	2207-2-2	156
1YREX-10-012	57	20-16 C50X-S	114	20M42C870MLOS	131	2207-24-24	156
1YREX-11-012	57	20-16 F50G5-S	150	20M42C870MXS	116	2207-4-4	156
2...2P		20-16 F50G5-SS	150	20M42C80MLOS	132	2207-6-6	156
2 FF-S	145	20-16 F50LO-S	128	20M42C80MXS	117	2207-8-8	156
2 HP50N-S	151	20-16 FTX-S	109	20M42F6870MXS	121	2-210N552-90	166
2 JTX-S	107	20-16 LOHB3-S	137	20M42F82EDMLOS	132	2-214N552-90	166
2 P50N-S	150	20-16 TL-S	135	20M42F82EDMXS	117	2-217-N552-9	125
2 X 1 1/4 PTR-S	146	20-16 TRLON-S	136	20M42F870MLOS	131	2-219N552-90	166
20 A0EL6-S	133	20-16C40MLOS	130	20M42F80MXS	116	2-222-N552-9	125
20 BL-S	135	20-16C40MXS	112	20M42R870MLOS	132	2-222N552-90	166
20 C50LO-S	128	20-16F42EDMLOS	130	20M42S870MLOS	132	2-224-N552-9	125
20 C50X-S	114	20-16F42EDMXS	112	20M42V870MLOS	131	2-225N552-90	166
20 C6LO-S	133	20-16F40MXS	111	20PNMK4S	153	2-228N552-90	166
20 C6X-S	121	20-16HMK4S	152	20R40MXS	113	226A	435
20 CTX-S	109	2-016N552-90	165	20R6MXS	122	226A BLADES	435
20 DTX-S	118	20-16TRTXS	123	20S40MXS	113	22SFAK13SXN	265
20 ELO-S	126	2-018-N552-9	138	20TT4LS	138	22SFAK17SXN	265
20 F650X-S	121	2-018N552-90	165	20TT4XS	119	22SFAK21SXN	265
20 F6X-S	120	2020N-012V50	54	20TT8LS	138	22SFW13SXN	265
20 FNL-S	137	2020N-025V30	54	20V40MXS	113	22SFW17SXN	265
20 G6X-S	119	2-021N552-90	165	20WLNMS	108	22SFTF06SXN	265
20 G6X-SS	119	20-24 C50LO-S	128	20WMTXWLNMS	107	22SFTF08SXN	265
20 GTX-S	117	20-24 C50X-S	114	20WMTXWLNMS	107	22SFTF10SXN	265
20 HLO-S	126	20-24 CTX-S	109	2107-12-12	155	230R30	378
20 HP50N-S	151	20-24 F50LO-S	128	2107-12-6	155	2340N-04V10	67
20 HP50N-SS	151	20-24 LOHB3-S	137	2107-12-8	155	23SFAK10SXN	268
20 JLO-S	127	20-24F42EDMXS	112	2107-16-12	155	23SFAK13SXN	268
20 KLO-S	127	20-24F40MXS	111	2107-16-16	155	23SFAK17SXN	268
20 LOHB3-S	137	2-025N552-90	165	2107-20-20	155	23SFW13SXN	268
20 MTX-S	118	2030T-03V70	407	2107-2-2	155	23SFW17SXN	268
20 OTX-S	118	2030T-04V70	407	2107-24-24	155	23SFTF06SXN	268
20 P50N-S	150	2030T-05V70	407	2107-32-32	155	23SFTF08SXN	268
20 PNLO-S	138	2030T-06V70	407	2107-4-4	155	23SFTF10SXN	268
20 PNTX-S	124	2030T-08V70	407	2107-4-6	155	23SFTP06MXX	268
20 R50LO-S	129	2030T-10V70	407	2107-6-4	155	23SFTP10MXX	268
20 R50X-S	115	2040N-03V00	65	2107-6-6	155	24 A0EL6-S	133
20 R6LO-S	133	2040N-04V00	65	2107-6-8	155	24 BL-S	135
20 RTX-S	110	2040N-05V00	65	2107-8-12	155	24 C50LO-S	128
20 RTX-SS	110	2040N-06V00	65	2107-8-6	155	24 C50X-S	114
20 S50LO-S	129	2040N-08V00	65	2107-8-8	155	24 C6LO-S	133
20 S6LO-S	133	20BMLS	135	2-111-N552-9	125	24 C6X-S	121
20 S6X-S	122	20BMTXS	122	2-113-N552-9	125	24 CTX-S	109
20 STX-S	110	20BMTXS	122	2-114-N552-9	138	24 DTX-S	118
20 STX-SS	110	20C40MLOS	130	2-119-N552-9	125	24 ELO-S	126
20 V50LO-S	129	20C40MXS	112	2-122-N552-9	138	24 F50LO-S	128
20 V50X-S	115	20C40MXSS	112	2-128-N552-9	138	24 F6X-S	120
20 V6X-S	122	20C6MXS	121	2-132-N552-9	138	24 FNL-S	137
20 V6X-SS	122	20EMTXS	106	21KAAW10MPX	264	24 G6X-S	119
20 WETX-WLN-S	107	20F3MK4S	152	21KAAW13MPX	264	24 G6X-SS	119

Alphanumeric Index

24 GTX-S.....	117	24F642EDMXS	120	2600R005BN4HC	192	3/4 HHP-SS.....	149
24 HLO-S.....	126	24F640MXS	120	2600R010BN4HC	192	3/4 HP-S.....	149
24 HP50N-S.....	151	24FMTXS	109	2600R020BN4HC	192	3/4 KMMOO-SS.....	149
24 HP50N-SS.....	151	24FNMK4S	153	260R30MTC	378	3/4 KMMOO-SS.....	149
24 JLO-S.....	127	24FNMTXS	124	26KAAW13MPX.....	270	3/4 MMO-S.....	148
24 JTX-S.....	107	24G4MXS	119	26KAAW17MPX.....	270	3/4 MMO-SS.....	148
24 LOHB3-S.....	137	24HMK4S	152	26KAAW21MPX.....	270	3/4 MMS-S.....	147
24 OTX-S.....	118	24KAAW13MPX.....	269	26KAIW13MPX.....	270	3/4 MMS-SS.....	147
24 P50N-S.....	150	24KAAW17MPX.....	269	26KAIW17MPX.....	270	3/4 MRO-S.....	147
24 PNLO-S.....	138	24KAAW21MPX.....	269	26KAIW21MPX.....	270	3/4 MRO-SS.....	147
24 PNTX-S.....	124	24KAIW13MPX.....	269	26KATF06MPX.....	270	3/4 RRS-S.....	146
24 R5OLO-S.....	129	24KAIW17MPX.....	269	26KATF08MPX.....	270	3/4 RRS-SS.....	146
24 R5OX-S.....	115	24KAIW21MPX.....	269	26KATF09MPX.....	270	3/4 X 1/2 CD-S.....	147
24 R6LO-S.....	133	24KATF08MPX.....	269	26KATF13MPX.....	270	3/4 X 1/2 CD-SS.....	147
24 R6X-S.....	122	24KATF10MPX.....	269	26KATP10MPX.....	270	3/4 X 1/2 CR-S.....	145
24 RTX-S.....	110	24KATP06MPX.....	269	26KATP13MPX.....	270	3/4 X 1/2 FF-S.....	145
24 RTX-SS.....	110	24KATP10MPX.....	269	26KEAW13MPN.....	277	3/4 X 1/2 FG-S.....	146
24 S5OLO-S.....	129	24KEAK13MPN.....	276	26KEAW17MPN.....	277	3/4 X 1/2 GG-S.....	148
24 S5OX-S.....	115	24KEAK17MPN.....	276	26KEAW21MPN.....	277	3/4 X 1/2 PTR-S.....	146
24 S6LO-S.....	133	24KEAK21MPN.....	276	26KEIW13MPN.....	277	3/4 X 1/4 FF-S.....	145
24 S6X-S.....	122	24KEIW13MPN.....	276	26KEIW17MPN.....	277	3/4 X 1/4 FG-S.....	146
24 STX-SS.....	110	24KEIW17MPN.....	276	26KEIW21MPN.....	277	3/4 X 1/4 PTR-S.....	146
24 V5OLO-S.....	129	24KEIW21MPN.....	276	26KETFO9MPN.....	277	3/4 X 3/8 PTR-S.....	146
24 V5OX-S.....	115	24KETFO8MPN.....	276	26KETF13MPN.....	277	3/4-12F40HG5S.....	151
24 V6X-S.....	122	24KETF10MPN.....	276	26SFAW13MXX.....	270	3/4FF33MS.....	154
24 V6X-SS.....	122	24M42F87OMLOS.....	131	26SFAW17MXX.....	270	3/4FFMS.....	145
24 VTX-S.....	110	24M48C87OMLOS.....	131	26SFAW21MXX.....	270	3/4GG44MS.....	154
24 WLNL-S.....	127	24M48C8OMLOS.....	132	26SFIW13MXX.....	270	3/4HPMSS.....	149
24 WLO-WLNL-S.....	127	24M48C8OMXS.....	117	26SFIW17MXX.....	270	3/4MMO444MS.....	154
24 XHLO-S.....	124	24M48F82EDMLOS.....	132	26SFIW21MXX.....	270	3/4X1/22F33MS.....	154
24-1 1/2 F50G-S.....	149	24M48F82EDMXS.....	117	26SFTF06MXX.....	270	3/8 CD45-S.....	147
24-1 F50G-S.....	149	24M48F87OMLOS.....	131	26SFTF08MXX.....	270	3/8 CD45-SS.....	147
24-1 F50G-SS.....	149	24M48R87OMLOS.....	132	26SFTF09MXX.....	270	3/8 CD-SS.....	147
24-12 F50G5-S.....	150	24M48V87OMLOS.....	131	26SFTF13MXX.....	270	3/8 CR-S.....	145
24-12 F50G5-SS.....	150	24PNMK4S.....	153	26SFTP06MXX.....	270	3/8 CR-SS.....	145
24-16 F50G5-S.....	150	24TT4LS.....	138	26SFTP10MXX.....	270	3/8 DD45-S.....	148
24-16 F50G5-SS.....	150	24TT4XS.....	119	27SFAK13SXN.....	273	3/8 DD45-SS.....	148
24-16 TL-S.....	135	24TT8LS.....	138	27SFAK17SXN.....	273	3/8 FF-S.....	145
24-16 TRLO-S.....	136	24V40MXS.....	113	27SFAK21SXN.....	273	3/8 FG-S.....	146
24-16HMK4S.....	152	24WLNMMS.....	108	27SFAK26SXN.....	273	3/8 GG-S.....	148
24-16TRTXS.....	123	2507-10-12.....	157	27SFIW13SXN.....	273	3/8 GG-SS.....	148
24-20 C5OLO-S.....	128	2507-10-6.....	157	27SFIW17SXN.....	273	3/8 HHP-S.....	149
24-20 C5OX-S.....	114	2507-10-8.....	157	27SFIW21SXN.....	273	3/8 HHP-SS.....	149
24-20 CTX-S.....	109	2507-12-12.....	157	27SFTF08SXN.....	273	3/8 HP-S.....	149
24-20 F50G5-S.....	150	2507-12-8.....	157	27SFTF10SXN.....	273	3/8 KMMOO-S.....	149
24-20 F50G5-SS.....	150	2507-16-16.....	157	27SFTF13SXN.....	273	3/8 KMMOO-SS.....	149
24-20 F5OLO-S.....	128	2507-20-20.....	157	27SFTP10MXX.....	273	3/8 MMO-S.....	148
24-20 FTX-S.....	109	2507-4-4.....	157	27SFTP13MXX.....	273	3/8 MMO-SS.....	148
24-20 LOHB3-S.....	137	2507-6-4.....	157	2HMK4S.....	152	3/8 MMS-S.....	147
24-20 TL-S.....	135	2507-6-6.....	157	2PNMK4S.....	153	3/8 MMS-SS.....	147
24-20 TRLO-S.....	136	2507-8-12.....	157	3...3D		3/8 MRO-S.....	147
24-20 TRTX-S.....	123	2507-8-6.....	157	3 HP50N-S.....	151	3/8 MRO-SS.....	147
24-20F42EDMLOS.....	130	2507-8-8.....	157	3 P50N-S.....	150	3/8 RRS-S.....	146
24-20F42EDMXS.....	112	25SFAK13SXZ.....	271	3/4 CD45-S.....	147	3/8 RRS-SS.....	146
24-20F40MXS.....	111	25SFAK17SXZ.....	271	3/4 CD45-SS.....	147	3/8 X .64 SS TUBE.....	388
24-20HMK4S.....	152	25SFAK21SXZ.....	271	3/4 CD-S.....	147	3/8 X 1/2 CD-S.....	147
24BMLS.....	135	25SFIW13SXZ.....	271	3/4 CD-SS.....	147	3/8 X 1/4 CD-S.....	147
24BMTXS.....	122	25SFIW17SXZ.....	271	3/4 CR-S.....	145	3/8 X 1/4 CR-S.....	145
24BMTXS.....	122	25SFIW21SXZ.....	271	3/4 CR-SS.....	145	3/8 X 1/4 FF-S.....	145
24C40MXS.....	112	25SFTF06SXZ.....	271	3/4 DD45-S.....	148	3/8 X 1/4 FG-S.....	146
24C40MXSS.....	112	25SFTF08SXZ.....	271	3/4 DD45-SS.....	148	3/8 X 1/4 GG-S.....	148
24C6MXSS.....	121	25SFTF09SXZ.....	271	3/4 DD-S.....	148	3/8 X 1/4 PTR-S.....	146
24F3MK4S.....	152	25SFTF10SXZ.....	271	3/4 DD-SS.....	148	3/8 X 1/8 FF-S.....	145
24F42EDMLOS.....	130	25SFTF13SXZ.....	271	3/4 FG-S.....	146	3/8 X 1/8 FG-S.....	146
24F42EDMXS.....	112	25SFTP10SXZ.....	271	3/4 GG-S.....	148	3/8 X 1/8 GG-S.....	148
24F40MXS.....	111	25SFTP13SXZ.....	271	3/4 GG-SS.....	148	3/8 X 1/8 PTR-S.....	146
24F642EDMLS.....	134	2600R003BN4HC.....	192	3/4 HHP-S.....	149	3/8-6F40HG5S.....	151

Alphanumeric Index

3/8-8F40HG5S	151	3101 06 17	232	3108 10 17	237	3140 06 00	234
3/8CDMS	147	3101 06 19	232	3108 10 21	237	3140 08 00	234
3/8DDMS	148	3101 08 10	232	3108 12 13	237	3140 10 00	234
3/8DDMSS	148	3101 08 13	232	3108 12 17	237	3140 10 12	234
3/8FF33MS	154	3101 08 17	232	3108 12 21	237	3140 12 00	234
3/8GG44MS	154	3101 10 13	232	3108 14 17	237	3142 04 00	235
3/8HPMSS	149	3101 10 17	232	3108 14 21	237	3142 04 06	235
3/8MMO444MS	154	3101 10 21	232	3108 16 17	237	3142 06 00	235
3/8X1/4FF33MS	154	3101 12 17	232	3108 16 21	237	3142 06 08	235
30001000001	461	3101 12 21	232	3109 04 10	233	3142 08 00	235
30001000002	461	3101 14 17	232	3109 04 13	233	3142 08 10	235
3005-2	174	3101 14 21	232	3109 06 10	233	3142 10 00	235
3005-3	174	3102 04 00	232	3109 06 13	233	3142 10 12	235
3009-2	174	3102 06 00	232	3109 08 10	233	3142 12 00	235
3009-3	174	3102 08 00	232	3109 08 13	233	3144 04 04	235
3010-2	174	3102 10 00	232	3109 08 17	233	3144 04 06	235
3010-2P	174	3102 12 00	232	3109 10 13	233	3144 06 06	235
3010-3	174	3102 14 00	232	3109 10 17	233	3144 06 08	235
3010-3P	174	3103 04 10	237	3109 10 21	233	3166 04 06	235
301SN-10	16	3103 04 13	237	3109 12 13	233	3166 04 08	235
301SN-12	16	3103 06 10	237	3109 12 17	233	3166 06 08	235
301SN-16	16	3103 06 13	237	3109 12 21	233	3166 08 12	235
301SN-20	16	3103 08 10	237	3109 14 21	233	3166 10 12	235
301SN-24	16	3103 08 13	237	3114 04 10	234	3166 10 14	235
301SN-32	16	3103 08 17	237	3114 04 13	234	3166 12 14	235
301SN-4	16	3103 10 13	237	3114 04 19	234	3175 04 10	236
301SN-5	16	3103 10 17	237	3114 06 10	234	3175 04 13	236
301SN-6	16	3103 10 21	237	3114 06 13	234	3175 06 10	236
301SN-8	16	3103 12 13	237	3114 08 10	234	3175 06 13	236
3050-2	174	3103 12 17	237	3114 08 13	234	3175 08 10	236
3050-2P	174	3103 12 21	237	3114 10 13	234	3175 08 13	236
3050-3	174	3103 14 17	237	3114 10 17	234	3175 08 17	236
3050-3P	174	3103 14 21	237	3114 10 21	234	3175 10 17	236
30682-10-10-SM	311	3103 16 17	237	3114 12 17	234	3175 10 21	236
30682-10-8B	311	3103 16 21	237	3114 12 21	234	3175 12 13	236
30682-12-12-SM	311	3104 04 00	233	3114 14 17	234	3175 12 17	236
30682-4-4B	311	3104 06 00	233	3116 04 00	234	3175 12 21	236
30682-4-4-SM	311	3104 08 00	233	3116 06 00	234	3175 14 17	236
30682-5-4B	311	3104 10 00	233	3116 08 00	234	3182 56 00	235
30682-6-6B-SM	311	3104 12 00	233	3116 10 00	234	3182 60 00	235
30682-6-6-SM	311	3104 14 00	233	3116 12 00	234	3182 62 00	235
30KAAW13SPX	272	3106 04 00	233	3116 14 00	234	3193 04 10	236
30KAAW17SPX	272	3106 06 00	233	3126 04 00	234	3193 04 19	236
30KAAW21SPX	272	3106 08 00	233	3126 06 00	234	3193 06 10	236
30KAIW13SPX	272	3106 10 00	233	3126 08 00	234	3193 06 13	236
30KAIW17SPX	272	3106 12 00	233	3126 10 00	234	3193 06 19	236
30KAIW21SPX	272	3106 14 00	233	3130 06 03	238	3193 08 10	236
30KATF10SPX	272	3107-12-12	156	3130 08 03	238	3193 08 13	236
30KATF13SPX	272	3107-12-8	156	3130 10 01	238	3193 08 17	236
30KATP10SPX	272	3107-16-12	156	3130 10 02	238	3193 10 13	236
30KATP13SPX	272	3107-16-16	156	3130 10 03	238	3193 10 17	236
30SFAW13SXN	272	3107-20-20	156	3130 10 04	238	3193 10 21	236
30SFAW17SXN	272	3107-2-2	156	3130 10 05	238	3193 12 13	236
30SFAW21SXN	272	3107-24-24	156	3130 10 10	238	3193 12 17	236
30SFIW13SXN	272	3107-32-32	156	3130 12 01	238	3193 12 21	236
30SFIW17SXN	272	3107-4-4	156	3130 12 02	238	3193 14 17	236
30SFIW21SXN	272	3107-6-6	156	3130 12 03	238	3193 14 21	236
30SFTP06MXX	272	3107-8-6	156	3130 12 04	238	3198 04 10	236
30SFTP10MXX	272	3107-8-8	156	3130 12 05	238	3198 04 19	236
31001100001	461	3108 04 10	237	3130 12 10	238	3198 06 10	236
31001100002	461	3108 04 13	237	3130 14 01	238	3198 06 13	236
31001100003	461	3108 06 10	237	3130 14 02	238	3198 06 19	236
3101 04 10	232	3108 06 13	237	3130 14 03	238	3198 08 10	236
3101 04 13	232	3108 08 10	237	3130 14 04	238	3198 08 13	236
3101 04 19	232	3108 08 13	237	3130 14 05	238	3198 08 17	236
3101 06 10	232	3108 08 17	237	3130 14 10	238	3198 10 13	236
3101 06 13	232	3108 10 13	237	3140 04 00	234	3198 10 17	236

Alphanumeric Index

3198 10 21	236	3507-12-12	157	3699 04 19	241	3904 08 00	390
3198 12 13	236	3507-16-16	157	3699 06 10	241	3904 10 00	390
3198 12 17	236	3507-4-4	157	3699 06 13	241	3904 12 00	390
3198 12 21	236	3507-6-6	157	3699 08 10	241	3906 04 00	390
3198 14 17	236	3507-8-12	157	3699 08 13	241	3906 06 00	390
3198 14 21	236	3507-8-6	157	3699 08 17	241	3906 08 00	390
3199 04 10	237	3507-8-8	157	3699 10 13	241	3906 10 00	390
3199 04 13	237	3601 04 10	239	3699 10 17	241	3906 12 00	390
3199 04 19	237	3601 04 13	239	3699 12 13	241	3-907-N552-9	138
3199 06 10	237	3601 04 19	239	3699 12 17	241	3908 04 10	389
3199 06 13	237	3601 06 10	239	3699 12 21	241	3908 06 10	389
3199 06 17	237	3601 06 13	239	3699 14 17	241	3908 06 13	389
3199 06 19	237	3601 06 19	239	3699 14 21	241	3908 08 10	389
3199 08 10	237	3601 08 10	239	370404N0674	462	3908 08 13	389
3199 08 13	237	3601 08 13	239	370405N0674	462	39282-10-10	309
3199 08 17	237	3601 08 17	239	370406N0674	462	39282-12-12	309
3199 10 13	237	3601 10 13	239	370407N0674	462	39282-12-12B	309
3199 10 17	237	3601 10 17	239	370408N0552	462	39282-4-4	309
3199 10 21	237	3601 10 21	239	371LT-10	33	39282-6-6	309
3199 12 17	237	3601 12 13	239	371LT-12	33	39282-8-8	309
3199 12 21	237	3601 12 17	239	371LT-16	33	39282-8-8B	309
3199 14 17	237	3601 12 21	239	371LT-6	33	3966 04 06	390
3199 14 21	237	3601 14 17	239	371LT-8	33	3966 06 08	390
32 C6X-S	121	3601 14 21	239	372-10	32	3966 08 10	390
32 GTX-S	117	3602 04 00	239	372-12	32	3966 10 12	390
32 P50N-S	150	3602 06 00	239	372-16	32	3999 04 10	389
320R-RAC-01	380	3602 08 00	239	372-6	32	3999 04 13	389
320R-RAC-02	380	3602 10 00	239	372-8	32	3999 04 19	389
32-24HMK4S	152	3602 12 00	239	372TC-10	32	3999 06 10	389
32HMK4S	152	3602 14 00	239	372TC-12	32	3999 06 13	389
3304 06 04	233	3604 04 00	240	372TC-16	32	3999 08 10	389
3304 08 04	233	3604 06 00	240	372TC-6	32	3999 08 13	389
3304 08 06	233	3604 08 00	240	372TC-8	32	3999 08 17	389
3304 10 06	233	3604 10 00	240	3781060	228	3999 10 13	389
3304 10 08	233	3604 12 00	240	3781080	228	3999 10 17	389
3320 04 00 02	238	3604 14 00	240	37KAAW21MPX	274	3B282-12-12B	310
3320 04 00 04	238	360402N0552	462	37KAAW26MPX	274	3B282-4-4	310
3320 04 00 07	238	360402N0674	462	37KAIW21MPX	274	3B282-6-6	310
3320 04 00 12	238	360402V0747	462	37KAW26MPX	274	3B282-8-8	310
3320 06 00 02	238	3606 04 00	240	37SFAK21SXN	274	3B282-8-8B	310
3320 06 00 04	238	3606 06 00	240	37SFAK26SXN	274	3C382-10-4	308
3320 06 00 07	238	3606 08 00	240	37SFIW21SXN	274	3C382-10-6	308
3320 08 00 02	238	3606 10 00	240	37SFIW26SXN	274	3C382-10-6B	308
3321 04 00 02	238	3606 12 00	240	37SFTF13SXN	274	3C382-12-6	308
3321 04 00 04	238	3606 14 00	240	37SFTF16SXN	274	3C382-15-10	308
3321 04 00 07	238	3616 04 00	240	37SFTF19SXN	274	3C382-15-8	308
3321 04 00 12	238	3616 06 00	240	387-10	14	3C382-15-8B	308
3321 06 00 02	238	3616 08 00	240	387-12	14	3C382-18-10	308
3321 06 00 04	238	3629 04 10	241	387-16	14	3C382-18-10BK	308
3321 06 00 07	238	3629 06 10	241	387-20	14	3C382-22-12	308
3321 08 00 02	238	3629 06 13	241	387-24	14	3C382-22-12B	308
3329 00 01	238	3629 08 10	241	387-32	14	3C382-28-16BK	308
3329 00 02	238	3629 08 13	241	387-4	14	3C382-6-4	308
3329 00 03	238	3629 10 13	241	387-6	14	3C382-6-4BK	308
34982-10-4	311	3666 04 06	240	387-8	14	3C382-8-4	308
34982-10-6	311	3666 04 08	240	3901 04 10	389	3C382-8-4BK	308
34982-12-4	311	3666 06 08	240	3901 04 19	389	3C482-10-6	308
34982-12-6	311	3666 06 10	240	3901 06 10	389	3C482-12-6	308
34982-14-4	311	3666 08 10	240	3901 06 13	389	3C482-15-8	308
34982-14-6	311	3698 04 10	241	3901 08 10	389	3C482-15-8B	308
34982-16-6	311	3698 04 19	241	3902 04 00	390	3C482-18-10	308
34982-17-6	311	3698 06 10	241	3902 06 00	390	3C482-22-12	308
34982-18-8	311	3698 06 13	241	3902 08 00	390	3C482-6-4	308
34982-22-10	311	3698 08 10	241	3902 10 00	390	3C482-8-4	308
34982-26-12	311	3698 08 13	241	3902 12 00	390	3C582-10-6	309
34982-8-4	311	3699 04 10	241	3904 04 00	390	3C582-12-6	309
3507-10-8	157	3699 04 13	241	3904 06 00	390	3C582-12-6B	309

Alphanumeric Index

3C582-15-8	309	4010-28-B	179	4-4G4MXS	119	493-5-BLU-RL	30
3C582-15-8B	309	4010-2P	179	4-4G4MXSMO	119	493-5-RL	30
3C582-18-10	309	4010-3P	179	4-5 F50LO-S	128	493-6-BLU-RL	30
3C582-18-10B	309	4010-6P	179	4-6 C50X-S	114	493-6-RL	30
3C582-22-12	309	4014-G0Z4-B	176	4-6 CTX-S	109	493-8-BLU-RL	30
3C582-22-12B	309	4014-G4X4-B	176	4-6 F50G5-S	150	493-8-RL	30
3C582-6-4	309	4050-27-B	179	4-6 F50G5-SS	150	4A-B6LJ2-SSP	391
3C582-8-4	309	4050-28-B	179	4-6 FTX-S	109	4A-CAL-25-SS	392
3C582-8-4B	309	4050-2P	179	4-6 LOHB3-S	137	4A-F4L-50-SS	406
3D082-10-6B	309	4050-3P	179	4-6 V50LO-S	129	4A-V4LR-SS	391
3D082-12-6	309	4050-5	179	461LT-10	30	4BMLS	135
3D082-15-8	309	4050-6P	179	461LT-12	30	4BMTXS	122
3D082-15-8B	309	4054-G0Z4-B	176	461LT-16	30	4BMTXSS	122
3D082-18-10	309	4054-G4X4-B	176	461LT-4	30	4C3MXS	111
3D082-6-4	309	4089 17 00	347	461LT-5	30	4C3P4S	159
3D982-12-12	310	4089 25 00	347	461LT-6	30	4C3T4S	158
3D982-12-12B	310	4110-5	179	461LT-8	30	4C40MLOS	130
3D982-4-4	310	4120R10MTC	378	462-10	29	4C40MXS	112
3D982-4-4B	310	4120R30	378	462-12	29	4C40MXSS	112
3D982-6-6	310	4120R30MTC	378	462-16	29	4C50MXS	114
3D982-6-6B	310	4150-5	179	462-4	29	4C6MK4S	153
3D982-8-8	310	4160RHH10MTC	378	462-5	29	4C6MLOS	133
3D982-8-8B	310	421SN-10	17	462-6	29	4C6MXS	121
4...4W		421SN-12	17	462-8	29	4C6MXSS	121
4 A0ELE6-S	133	421SN-16	17	462TC-10	29	4CMTXS	109
4 BL-S	135	421SN-20	17	462TC-12	29	4ECR4-316	386
4 C50LO-S	128	421SN-24	17	462TC-16	29	4EE4-316	387
4 DTX-S	118	421SN-32	17	462TC-20	29	4EMTXS	106
4 ELO-S	126	421SN-4	17	462TC-24	29	4ET4-316	386
4 F6X-S	120	421SN-5	17	462TC-32	29	4F3MK4S	152
4 FNL-S	137	421SN-6	17	462TC-4	29	4F3MXS	111
4 G6X-S	119	421SN-8	17	462TC-5	29	4F3P4S	159
4 G6X-SS	119	4-2HMK4S	152	462TC-6	29	4F3T4S	158
4 GTX-S	117	43006	294	462TC-8	29	4F42EDMLOS	130
4 HLO-S	126	436-10-BLU-RL	18	4-6C40MLOS	130	4F42EDMXS	112
4 HP50N-S	151	436-12-BLU-RL	18	4-6C50MLOS	128	4F42EDMXSS	112
4 HP50N-SS	151	436-16-BLU-RL	18	4-6F3MK4S	152	4F40MXS	111
4 KLO-S	127	436-6-BLU-RL	18	4-6F3T4S	158	4F50MLOS	128
4 KTX-S	107	436-8-BLU-RL	18	4-6F42EDMLOS	130	4F50MXS	114
4 KTX-SS	107	4-4 DTX-S	118	4-6F42EDMXS	112	4F63P4S	160
4 LOHB3-S	137	4-4 F6X-S	120	4-6F40MXS	111	4F642EDMLS	134
4 LOHX6-S	125	4-4 G6X-S	119	4-6F50MLOS	128	4F642EDMXS	120
4 MTX-S	118	4-4 G6X-SS	119	4-6F50MXS	114	4F640MXS	120
4 OTX-S	118	4-4 VTX-S	110	4-8 CTX-S	109	4F650MXS	121
4 P50N-S	150	441-10	18	4-8 F50LO-S	128	4FMTXS	109
4 PNLO-S	138	441-12	18	4-8 FTX-S	109	4FNMK4S	153
4 R50LO-S	129	441-16	18	487-10	15	4FNMTXS	124
4 R50X-S	115	441-4	18	487-12	15	4G3P4S	160
4 R6X-S	122	441-6	18	487-16	15	4G4MXS	119
4 RTX-S	110	441-8	18	487-20	15	4G63P4S	160
4 RTX-SS	110	4-4-4 RTX-S	110	487-24	15	4HMK4S	152
4 S50LO-S	129	4-4-4 RTX-SS	110	487-32	15	4HMTXS	106
4 S6X-S	122	4-4-4 STX-S	110	487-4	15	4HMTXSS	106
4 STX-S	110	4-4-4 STX-SS	110	487-6	15	4HP46S	159
4 STX-SS	110	4-4C3MXS	111	487-8	15	4HP4S	158
4 V50X-S	115	4-4C40MLOS	130	4-8F42EDMLOS	130	4JMLLOS	127
4 V6X-S	122	4-4C40MXS	112	4-8F42EDMXS	112	4JMTXS	107
4 V6X-SS	122	4-4F3MK4S	152	4-8F40MXS	111	4JMTXSS	107
4 VTX-S	110	4-4F3MXS	111	4902 10 13	292	4M10C80MXS	117
4 WETX-WLN-S	107	4-4F42EDMLOS	130	4902 10 17	292	4M10F6870MXS	121
4 WJTX-WLN-S	108	4-4F42EDMXS	112	4902 15 21	292	4M10F82EDMLOS	132
4 WLO-WLNL-S	127	4-4F42EDMXSS	112	4902 20 27	292	4M10F82EDMXS	117
4 WNTX-WLN-S	108	4-4F40MXS	111	490R10MTC	378	4M10F870MXS	116
4 XHL6-S	125	4-4F642EDMLS	134	490R2430MTC	378	4M10F80MXS	116
4 XHLO-S	124	4-4F642EDMXS	120	490R30MTC	378	4M12C870MLOS	131
4002 40 00	347	4-4F6MK4S	153	493-4-BLU-RL	30	4M12C870MXS	116
4010-27-B	179	4-4FMTXS	109	493-4-RL	30	4M12C80MLOS	132

Alphanumeric Index

4M12F82EDMLOS.....	132	4WLNMLS.....	127	55000200001.....	462	6-002-N552-9.....	125
4M12F870MLOS.....	131	4WLNMS.....	108	5561 (Locking option).....	207	601.....	302
4M12R870MLOS.....	132	4WMTXWLNMS.....	107	55SSG-12.....	413	6-074-N552-9.....	138
4M12S870MLOS.....	132	4WMTXWLNMS.....	107	55SSG-3.....	413	6084000000.....	458
4M12V870MLOS.....	131	5...5W		55SSG-4.....	413	6084000001.....	458
4M14C80MLOS.....	132	5 DTX-S.....	118	55SSG-5.....	413	6084000003.....	458
4M14F82EDMLOS.....	132	5 GTX-S.....	117	55SSG-6.....	413	6084000006.....	458
4M14F870MLOS.....	131	5 HP50N-S.....	151	55SSG-8.....	413	6-1/4 F50G-S.....	149
4MSC4N-316.....	387	5 KTX-S.....	107	5-6 C50X-S.....	114	6-1/4 F50G-SS.....	149
4PNMK4S.....	153	5 OTX-S.....	118	5-6 CTX-S.....	109	6-10 C50LO-S.....	128
4PNMTXS.....	124	5 P50N-S.....	150	5-6 F50X-S.....	114	6-10 C50X-S.....	114
4R40MXS.....	113	5 R50X-S.....	115	5-6F42EDMXS.....	112	6-10F50MLOS.....	128
4R6MLOS.....	133	5 RTX-S.....	110	5-6F40MXS.....	111	6120R2430MTC.....	378
4S40MXS.....	113	5 RTX-SS.....	110	5BMTXS.....	122	6120R30.....	378
4S50MXS.....	115	5 S50X-S.....	115	5BMTXSS.....	122	6120R30MTC.....	378
4S6MLOS.....	133	5 STX-S.....	110	5C50MXS.....	114	6-12F42EDMLOS.....	130
4SC4-316.....	386	5 V50X-S.....	115	5C6MXS.....	121	6-2 CTX-S.....	109
4TT4MLS.....	138	5 V6X-S.....	122	5EMTXS.....	106	6-2 DTX-S.....	118
4TT4MXS.....	119	5 WETX-WLN-S.....	107	5F42EDMXS.....	112	6-2 FTX-S.....	109
4V13D6X3-B.....	177	5 WNTX-WLN-S.....	108	5F50MXS.....	114	6-2 VTX-S.....	110
4V13F4B3-B.....	176	5005-4.....	177	5FMTXS.....	109	6-2F42EDMLOS.....	130
4V13G4X3-B.....	176	5009-4.....	177	5FNMTXS.....	124	6-2F42EDMXS.....	112
4V14D6X2-B.....	177	500FG30.....	381	5HMTXS.....	106	6-2F40MXS.....	111
4V14D6X3-B.....	177	500FG30MTC.....	381	5JMTXS.....	107	6-4 C50LO-S.....	128
4V14D6X4-B.....	177	500MAM30.....	382	5M12C870MXS.....	116	6-4 C50X-S.....	114
4V14D6X5-B.....	177	5025-3PR.....	177	5M12C80MXS.....	117	6-4 F50G5-S.....	150
4V14D6X6-B.....	177	5029-3PR.....	177	5M12F82EDMXS.....	117	6-4 F50G5-SS.....	150
4V14D7X3-B.....	177	5205-2M.....	179	5M12F870MXS.....	116	6-4 F50X-S.....	114
4V14D7X6-B.....	177	5205-3M.....	179	5M12F80MXS.....	116	6-4 LOHB3-S.....	137
4V14E6X3-B.....	177	5205-4M.....	179	5R6MXS.....	122	6-4 TL-S.....	135
4V14E6X4-B.....	177	5205-5M.....	179	5S6MXS.....	122	6-4 V50LO-S.....	129
4V14E6X5-B.....	177	5205-6M.....	179	5TT4MXS.....	119	6-4F3T4S.....	158
4V14E7X4-B.....	177	5209-2M.....	179	5WLNMS.....	108	6-4F50MLOS.....	128
4V14E7X6-B.....	177	5209-3M.....	179	5WMTXWLNMS.....	107	6-4F6MK4S.....	153
4V14F4B3-B.....	176	5209-4M.....	179	5WMTXWLNMS.....	107	6-4HMK4S.....	152
4V14F4B4-B.....	176	5209-5M.....	179	6...6W		6-4TRMLONS.....	136
4V14G4X3-B.....	176	5209-6M.....	179	6 A0EL6-S.....	133	6-4TRTXS.....	123
4V14G4X4-B.....	176	520N-3.....	65	6 BL-S.....	135	6-5 C50X-S.....	114
4V14G4X6-B.....	176	520N-4.....	65	6 DTX-S.....	118	6-5 F50LO-S.....	128
4V14G8X5-B.....	176	520N-5.....	65	6 ELO-S.....	126	6-5 F50X-S.....	114
4V14G8X6-B.....	176	520N-6.....	65	6 F6X-S.....	120	6-6 DTX-S.....	118
4V3P4S.....	159	520N-8.....	65	6 G6X-S.....	119	6-6 G6X-S.....	119
4V3T4S.....	158	5-256-N552-9.....	125	6 G6X-SS.....	119	6-6 G6X-SS.....	119
4V40MXS.....	113	528N-4.....	66	6 HP50N-S.....	151	6-6 GTX-S.....	117
4V53D6X3-B.....	177	528N-5.....	66	6 HP50N-SS.....	151	6-6 VTX-S.....	110
4V53F4B3-B.....	176	528N-6.....	66	6 JLO-S.....	127	6602 17 00.....	344
4V53G4X3-B.....	176	528N-8.....	66	6 KLO-S.....	127	6602 25 00 50.....	344
4V54D6X2-B.....	177	5-4 C50X-S.....	114	6 KTX-S.....	107	6602 40 00 50.....	344
4V54D6X3-B.....	177	5-4 CTX-S.....	109	6 KTX-SS.....	107	6603-12-12.....	175
4V54D6X4-B.....	177	5-4 DTX-S.....	118	6 LOHB3-S.....	137	6603-16-16.....	175
4V54D6X5-B.....	177	5-4 F6X-S.....	120	6 LOHX6-S.....	125	6603-4-4.....	175
4V54D6X6-B.....	177	5-4 GTX-S.....	117	6 MTX-S.....	118	6603-6-6.....	175
4V54D7X3-B.....	177	5-4 VTX-S.....	110	6 OTX-S.....	118	6603-8-10.....	175
4V54D7X6-B.....	177	540N-3.....	54	6 P50N-S.....	150	6604 17 00.....	344
4V54E6X3-B.....	177	540N-4.....	54	6 RTX-S.....	110	6604 25 00.....	344
4V54E6X4-B.....	177	540N-5.....	54	6 RTX-SS.....	110	6604 40 00.....	344
4V54E6X5-B.....	177	540N-6.....	54	6 STX-SS.....	110	6605 17 21.....	345
4V54E7X4-B.....	177	540N-8.....	54	6 V50LO-S.....	129	6605 25 21.....	345
4V54E7X6-B.....	177	5-4C40MXS.....	112	6 V50X-S.....	115	6605 25 27.....	345
4V54F4B3-B.....	176	5-4F3MXS.....	111	6 V6X-S.....	122	6605 25 34.....	345
4V54F4B4-B.....	176	5-4F42EDMXS.....	112	6 V6X-SS.....	122	6605 40 34.....	345
4V54G4X3-B.....	176	5-4F40MXS.....	111	6 VTX-S.....	110	6605 40 42.....	345
4V54G4X4-B.....	176	5-4F642EDMXS.....	120	6 WJTX-WLN-S.....	108	6605 40 49.....	345
4V54G4X6-B.....	176	5-4FMTXS.....	109	6 WNTX-WLN-S.....	108	6605-12-12.....	175
4V54G8X5-B.....	176	5-4G4MXSMO.....	119	6 XHL6-S.....	125	6605-16-16.....	175
4V54G8X6-B.....	176	55000100000.....	462	6 XHLO-S.....	124	6605-4-4.....	175
4V50MLOS.....	129	55000200000.....	462	600.....	302	6605-6-6.....	175

Alphanumeric Index

6605-8-10.....	175	6-8 LOHB3-S.....	137	6F640MXS.....	120	6WLNMS.....	108
6606 17 00.....	345	6-8 V5OLO-S.....	129	6F650MXS.....	121	6WMLOWNMLS.....	127
6606 25 00 50.....	345	6-8 V50X-S.....	115	6FMTXS.....	109	6WMTXWLNMS.....	107
6606 40 00 50.....	345	6-8C40ML0S.....	130	6FNMK4S.....	153	6WMTXWLNMS.....	107
6609 17 21.....	346	6-8C40MXS.....	112	6FNMLS.....	137	70...79	
6609 25 21.....	346	6-8C50ML0S.....	128	6FNMTXS.....	124	7010 04 10.....	252
6609 25 27.....	346	6-8CMTXS.....	109	6G3P4S.....	160	7010 04 19.....	252
6609 40 42.....	346	6-8CMTXS.....	109	6G4MXS.....	119	7010 06 10.....	252
6609 40 49.....	346	6-8F3MK4S.....	152	6G4MXSMO.....	119	7010 06 13.....	252
660R-RAC-01.....	380	6-8F3MXS.....	111	6G63P4S.....	160	7010 06 19.....	252
6612 25 00.....	344	6-8F42EDML0S.....	130	6HMK4S.....	152	7010 08 10.....	252
6612 40 00.....	344	6-8F42EDMXS.....	112	6HMLOS.....	126	7010 08 13.....	252
6625 17 00.....	345	6-8F42EDMXSS.....	112	6HMTXS.....	106	7010 08 17.....	252
6625 25 00.....	345	6-8F40MXS.....	111	6HMTXS.....	106	7010 10 13.....	252
6625 40 00.....	345	6-8F50ML0S.....	128	6HP46S.....	159	7010 10 17.....	252
6639 17 21.....	346	6-8F50MXS.....	114	6HP4S.....	158	7010 10 21.....	252
6639 25 21.....	346	6-8FMTXS.....	109	6JMTXS.....	107	7010 12 17.....	252
6657-12PL.....	175	6-8V40MXS.....	113	6JMTXS.....	107	7010 12 21.....	252
6657-16PL.....	175	690R10MTC.....	378	6M12C870ML0S.....	131	701-10.....	33
6657-4PL.....	175	690R2430MTC.....	378	6M12F82EDMXS.....	117	701-12.....	33
6657-6PL.....	175	690R30.....	378	6M12F870ML0S.....	131	701-16.....	33
6657-8PL.....	175	690R30MTC.....	378	6M14C870ML0S.....	131	701-6.....	33
6659-12PL.....	175	69590.....	210	6M14C870MXS.....	116	701-8.....	33
6659-16PL.....	175	69591.....	210	6M14C80MXS.....	117	7029113913.....	229
6659-4PL.....	175	69592.....	210	6M14F82EDML0S.....	132	7029113914.....	229
6659-6PL.....	175	69593.....	210	6M14F82EDMXS.....	117	7029113915.....	229
6659-8PL.....	175	69594.....	210	6M14F870ML0S.....	131	7060 06 10.....	252
6-6-6 RTX-S.....	110	69595.....	210	6M14F870MXS.....	116	7060 06 13.....	252
6-6-6 RTX-SS.....	110	69596.....	210	6M14F80MXS.....	116	7060 08 10.....	252
6-6-6 STX-S.....	110	6A-B6LJ2-SSP.....	391	6M16C870ML0S.....	131	7060 08 13.....	252
6-6-6 STX-SS.....	110	6A-C6L-25-SS.....	392	6M16C870MXS.....	116	7060 08 17.....	252
6666 17 25.....	345	6A-F6L-50-SS.....	406	6M16C80ML0S.....	132	7060 10 13.....	252
6666 25 40.....	345	6A-V6LR-SS.....	391	6M16C80MXS.....	117	7060 10 17.....	252
6-6-8 S5OLO-S.....	129	6BMLS.....	135	6M16F6870MXS.....	121	7060 12 17.....	252
6682 17 21.....	346	6BMTXS.....	122	6M16F82EDML0S.....	132	7060 12 21.....	252
6682 25 21.....	346	6BMTXS.....	122	6M16F82EDMXS.....	117	711509-1.....	165
6695 25 21.....	346	6C3MXS.....	111	6M16F870ML0S.....	131	711509-2.....	165
6697 00 01.....	348	6C3P4S.....	159	6M16F870MXS.....	116	711509-3.....	165
6697 00 02.....	348	6C3T4S.....	158	6M16F80MXS.....	116	711509-4.....	165
6697 17 00.....	348	6C40ML0S.....	130	6M16R870ML0S.....	132	711509-5.....	165
6697 25 00 50.....	348	6C40MXS.....	112	6M16S870ML0S.....	132	711509-6.....	165
6697 40 00 50.....	348	6C40MXSS.....	112	6M16V870ML0S.....	131	711509-7.....	165
6698 03 01.....	348	6C50ML0S.....	128	6M18F82EDMXS.....	117	711509-8.....	165
6698 04 01.....	349	6C50MXS.....	114	6M18F870ML0S.....	131	7130 04 10.....	253
6698 04 02.....	349	6C6MK4S.....	153	6MM X 1.0 SS TUBE.....	388	7130 04 19.....	253
6698 04 03.....	349	6C6ML0S.....	133	6MSC6N-316.....	387	7130 06 10.....	253
6-6C3MXS.....	111	6C6MXS.....	121	6PNMK4S.....	153	7130 06 13.....	253
6-6C40ML0S.....	130	6C6MXSS.....	121	6PNML0S.....	138	7130 06 19.....	253
6-6C40MXS.....	112	6CMTXS.....	109	6PNMTXS.....	124	7130 08 10.....	253
6-6C40MXSS.....	112	6CMTXS.....	109	6R40MXS.....	113	7130 08 13.....	253
6-6CMTXS.....	109	6ECR6-316.....	386	6R50ML0S.....	129	7130 08 17.....	253
6-6CMTXS.....	109	6EE6-316.....	387	6R6ML0S.....	133	7130 10 13.....	253
6-6F3MK4S.....	152	6EMTXS.....	106	6R6MXS.....	122	7130 10 17.....	253
6-6F3MXS.....	111	6ET6-316.....	386	6S40MXS.....	113	7130 10 21.....	253
6-6F42EDML0S.....	130	6F3MK4S.....	152	6S50ML0S.....	129	7130 12 17.....	253
6-6F42EDMXS.....	112	6F3MXS.....	111	6S50MXS.....	115	7130 12 21.....	253
6-6F42EDMXSS.....	112	6F3P4S.....	159	6S6ML0S.....	133	7140 10 10.....	254
6-6F40MXS.....	111	6F3T4S.....	158	6S6MXS.....	122	7140 13 13.....	254
6-6F642EDMLS.....	134	6F42EDML0S.....	130	6SC6-316.....	386	7140 17 17.....	254
6-6F642EDMXS.....	120	6F42EDMXS.....	112	6TT4MLS.....	138	7140 19 19.....	254
6-6F640MXS.....	120	6F42EDMXSS.....	112	6TT4MXS.....	119	7140 21 21.....	254
6-6F6MK4S.....	153	6F40MXS.....	111	6TT8MLS.....	138	7170 10 10.....	254
6-6FMTXS.....	109	6F50ML0S.....	128	6V3P4S.....	159	7170 13 13.....	254
6-6G4MXS.....	119	6F50MXS.....	114	6V3T4S.....	158	7170 17 17.....	254
6-6V40MXS.....	113	6F63P4S.....	160	6V40MXS.....	113	7170 19 19.....	254
6-8 F50G5-S.....	150	6F642EDMLS.....	134	6WEMTXWLNMS.....	107	7170 21 21.....	254
6-8 F50G5-SS.....	150	6F642EDMXS.....	120	6WLNMLS.....	127	731-12.....	41

Alphanumeric Index

731-16	41	797TC-8	47	80C-T05N	424	83C-C24	428
731-20	41	8...8W		80C-T06N	424	83C-C32	428
731-24	41	8 A0EL6-S	133	80C-T08N	424	83C-D06	428
731-32	41	8 BL-S	135	80C-T10N	424	83C-L12 or 80C-L12	428
751000FHX30	381	8 DTX-S	118	80C-T12N	424	83C-L16 or 80C-L16	428
751000MAXM30	382	8 ELO-S	126	80C-T16N	424	83C-L20	428
75500FGX30	381	8 F650X-S	121	8-1/2 F50G-S	149	83C-L24	428
75500MAXM30	382	8 F6X-S	120	8-1/2 F50G-SS	149	83C-L32	428
75900FHX30	381	8 G6X-S	119	8-1/4 F50G-S	149	8-4 C50X-S	114
75900MAXM30	382	8 G6X-SS	119	8-1/4 F50G-SS	149	8-4 DTX-S	118
7660 03 09	254	8 GTX-S	117	8-10 F50G5-S	150	8-4 GTX-S	117
7660 03 19	254	8 HP50N-S	151	8-10 F50G5-SS	150	8-4 TL-S	135
7660 04 09	254	8 HP50N-SS	151	8-10 LOHB3-S	137	8-4 TRL0-S	136
7660 04 10	254	8 KLO-S	127	8-10 V50LO-S	129	8-4 VTX-S	110
7660 04 19	254	8 KTX-S	107	8-10 V50X-S	115	84765	210
7660 06 10	254	8 KTX-SS	107	8101CFE	332	84766	210
7660 06 13	254	8 LOHB3-S	137	8101HFD	332	8-4C40MLOS	130
7660 06 19	254	8 LOHX6-S	125	8101PFD	332	8-4C40MXS	112
7660 08 10	254	8 MTX-S	118	8102CFE	332	8-4F3MXS	111
7660 08 13	254	8 OTX-S	118	8102HFD	332	8-4F42EDMLOS	130
7660 08 17	254	8 P50N-S	150	8102PFD	332	8-4F42EDMXS	112
7700	288	8 R50LO-S	129	8105CFE	332	8-4F40MXS	111
7701	288	8 RTX-S	110	8-10C50MLOS	128	8-4F642EDMXS	120
7702	288	8 RTX-SS	110	8-10C50MXS	114	8-4F640MXS	120
7717	288	8 S50LO-S	129	8-10F50MLOS	128	8-4FMTXS	109
7718	288	8 STX-S	110	8-10F50MXS	114	8-4HMK4S	152
7719	288	8 STX-SS	110	811-12	17	8-4TRTXS	123
7720	288	8 V50X-S	115	811-16	17	850CFE	332
7721	288	8 VTX-S	110	8111HFD	332	850HFD	332
7722	288	8 WJTX-WLN-S	108	8111PFD	332	851HFD	332
7723	288	8 WNTX-WLN-S	108	811-20	17	852 126 Mic 10	193
7770 04 00	253	8 XHL6-S	125	811-24	17	852 127 SMX 10	192
7770 06 00	253	8 XHLO-S	124	812CFE	332	852 127 SMX 25	192
7770 08 00	253	8010-5	179	811-32	17	852 127 SMX VST 10	192
7770 10 00	253	801-10-XXX-RL	306	8113HFD	332	852 435 SM 10	193
7770 12 00	253	801-12-XXX-RL	306	8113PFD	332	852 435 SM 25	193
7834	288	801-16-XXX-RL	306	811-40	17	852 436 SM 10	193
7835	288	801-4-XXX-RL	306	811-48	17	852 436 SM 25	193
7836	288	801-6-XXX-RL	306	8-12 C50LO-S	128	852 439 Sm 10	193
7837	288	801-8-XXX-RL	306	8-12 CTX-S	109	852 519 Mic 10	193
7840	288	80C-B04	428	8-12 GTX-S	117	852 690 Sm 10	193
787TC-10	47	80C-B05	428	8-12 LOHB3-S	137	852 760 Sm 10	193
787TC-12	47	80C-B06	428	8-12 VTX-S	110	852 760 Sm 25	193
787TC-16	47	80C-B08	428	8121CFE	332	852 761 SM 10	193
787TC-20	47	80C-B10	428	8-12C40MLOS	130	852 761 SM 25	193
787TC-24	47	80C-B12	428	8-12C40MXS	112	852HFD	333
787TC-8	47	80C-B16	428	8-12C40MXSS	112	852PFD	333
7909	289	80C-B20	428	8-12CMTXSS	109	853CFE	333
7914	288	80C-C04	428	8-12F42EDMLOS	130	854CFE	333
7919	289	80C-C05	428	8-12F42EDMXS	112	85C-00L	426
7920	288	80C-C06	428	8-12F40MXS	111	85C-OAP	427
7924	288	80C-C08	428	8-12F50MLOS	128	85CE-061L	425
7927	288	80C-C10	428	8-12F50MXS	114	85CE-0HP	426
7928	288	80C-C12	428	8-12FMTXS	109	85CE-XA-LK1	426
7929	289	80C-C16 or 83C-C16H	428	8-16 C50X-S	114	85CE-XAM	426
7930	288	80C-C20 or 83C-C20H	428	82CE-061L	425	8-5TRTXS	123
7934	288	80C-CS08	428	82CE-0EP	427	8-6 C50LO-S	128
7937	288	80C-CS10	428	82C-R01	423	8-6 C50X-S	114
7938	288	80C-CS12	428	82C-R02	423	8-6 F50G5-S	150
7939	289	80C-P03	424	8-3/8 A0EG-S	150	8-6 F50G5-SS	150
7954	288	80C-P03F	424	8-3/8 F50G-S	149	8-6 LOHB3-S	137
7959	289	80C-P04	424	8-3/8 F50G-SS	149	8-6 TL-S	135
797TC-10	47	80C-P05	424	836-10-RL	307	8-6 V50LO-S	129
797TC-12	47	80C-P05F	424	836-12-RL	307	8-6 V50X-S	115
797TC-16	47	80C-P06	424	836-4-RL	307	860062-10	431
797TC-20	47	80C-P08	424	836-6-RL	307	860062-11	431
797TC-24	47	80C-T04N	424	836-8-RL	307	860062-12	431

Alphanumeric Index

860062-13	431	8-8G4MXS	119	8M16F870MXS	116	9.2120.0	337
860062-14	431	8-8V40MXS	113	8M16F80MXS	116	9.2121.0	337
860062-15	431	8972-8	302	8M18C870MLOS	131	9.2122.0	337
860062-16	431	8A-B8LJ2-SSP	391	8M18C820MXS	116	9.2123.0	337
860062-6	431	8A-C8L-25-SS	392	8M18C80MLOS	132	9.2124.0	337
860062-7	431	8A-F8L-50-SS	406	8M18C80MXS	117	9.2125.0	337
860062-8	431	8A-V8LR-SS	391	8M18F6870MXS	121	9.2126.0	337
860062-9	431	8BMLS	135	8M18F82EDMLOS	132	9.2127.0	337
860062-KIT	431	8BMTXS	122	8M18F82EDMXS	117	9.2128.0	337
860063-10	431	8BMTXS	122	8M18F870MLOS	131	9.2129.0	337
860063-11	431	8C3MXS	111	8M18F870MXS	116	9.2130.0	337
860063-12	431	8C3P4S	159	8M18F80MXS	116	9.2131.0	337
860063-13	431	8C3T4S	158	8M18R870MLOS	132	9.2132.0	337
860063-14	431	8C40MLLOS	130	8M18S870MLOS	132	9.2133.0	337
860063-16	431	8C40MXS	112	8M18V870MLOS	131	9.2134.0	337
860063-17	431	8C40MXSS	112	8M22C870MLOS	131	9.2136.0	337
860063-19	431	8C50MLOS	128	8M22F870MLOS	131	9.2137.0	337
860063-21	431	8C50MXS	114	8M22F80MXS	116	9.2138.0	337
860063-22	431	8C6MK4S	153	8M27F870MLOS	131	9.2139.0	337
860063-24	431	8C6MLOS	133	8M5C8N-316	387	9.2140.0	337
860063-27	431	8C6MXS	121	8PNMK4S	153	9.2141.0	337
860063-30	431	8C6MXSS	121	8PNMLOS	138	9.2142.0	337
860063-32	431	8CMTXS	109	8PNMTXS	124	9.2143.0	337
860063-36	431	8CMTXS	109	8R40MXS	113	9.2144.0	337
860063-41	431	8ECR8-316	386	8R50MXS	115	9.2145.0	338
860063-KIT	431	8EE8-316	387	8R6MLOS	133	9.2146.0	338
8-6F3T4S	158	8EMTXS	106	8R6MXS	122	9.2147.0	338
8-6F50MLOS	128	8ET8-316	386	8RU4-316	386	9.2148.0	338
8-6F50MXS	114	8F3MK4S	152	8S40MXS	113	9.2149.0	338
8-6F6MK4S	153	8F3MXS	111	8S50MXS	115	9.2150.0	338
8-6HMK4S	152	8F3P4S	159	8S6MLOS	133	9.2151.0	338
8-6TRMLONS	136	8F3T4S	158	8S6MXS	122	9.2152.0	338
8-6TRTXS	123	8F42EDMLOS	130	8SC8-316	386	9.2153.0	338
870HFD	333	8F42EDMXS	112	8TT4MLS	138	9.2154.0	338
870PFD	333	8F42EDMXSS	112	8TT4MXS	119	9.2155.0	338
871HFD	333	8F40MXS	111	8TT8MLS	138	9.2156.0	338
871PFD	333	8F50MLOS	128	8V3P4S	159	9.2157.0	338
8726A	302	8F50MXS	114	8V3T4S	158	9.2158.0	338
872HFD	333	8F63P4S	160	8V40MXS	113	9.2159.0	338
872PFD	333	8F642EDMLS	134	8V50MLOS	129	9.2161.0	338
873CFE	333	8F642EDMXS	120	8V6MXS	122	9.2162.0	338
874CFE	333	8F640MXS	120	8WEMTXWLNMS	107	9.2163.0	338
875CFE	333	8FMTXS	109	8WLNMLS	127	9.2164.0	338
8-8 G6X-S	119	8FNMK4S	153	8WLNMS	108	9.2165.0	338
8-8 G6X-SS	119	8FNMLS	137	8WLOWLNMLS	127	9.2166.0	338
8-8 GTX-S	117	8FNMTXS	124	8WMTXWLNMS	107	9.2167.0	338
8-8 VTX-S	110	8G3P4S	160	8WMTXWLNMS	107	9.2168.0	338
8-8-8 RTX-S	110	8G4MXS	119	9..._9P		9.2169.0	338
8-8-8 STX-S	110	8G63P4S	160	9.2100.0	337	9.2170.0	338
8-8-8 STX-SS	110	8HMK4S	152	9.2101.0	337	9.2171.0	338
8-8C3MXS	111	8HMLOS	126	9.2102.0	337	9.2172.0	338
8-8C40MLOS	130	8HMTXS	106	9.2103.0	337	9.2173.0	338
8-8C40MXS	112	8HMTXS	106	9.2104.0	337	9.2174.0	338
8-8C40MXSS	112	8HP46S	159	9.2105.0	337	9.4812.0	338
8-8CMTXS	109	8HP4S	158	9.2106.0	337	9.4813.0	338
8-8CMTXS	109	8JMLLOS	127	9.2107.0	337	9.4814.0	338
8-8F3MK4S	152	8JMTXS	107	9.2108.0	337	9.4815.0	338
8-8F3MXS	111	8JMTXS	107	9.2109.0	337	9.4816.0	338
8-8F42EDMLOS	130	8M14C870MLOS	131	9.2111.0	337	9.4817.0	338
8-8F42EDMXS	112	8M14F82EDMXS	117	9.2112.0	337	9.4818.0	338
8-8F42EDMXSS	112	8M14F870MLOS	131	9.2113.0	337	9.4819.0	338
8-8F40MXS	111	8M14F870MXS	116	9.2114.0	337	9.4820.0	338
8-8F642EDMLS	134	8M16C870MLOS	131	9.2115.0	337	9.4821.0	338
8-8F642EDMXS	120	8M16C870MXS	116	9.2116.0	337	9.4822.0	338
8-8F640MXS	120	8M16C80MXS	117	9.2117.0	337	9.4823.0	338
8-8F6MK4S	153	8M16F82EDMLOS	132	9.2118.0	337	9.4824.0	338
8-8FMTXS	109	8M16F82EDMXS	117	9.2119.0	337	9.4825.0	338

Alphanumeric Index

9.4826.0	338	926990Q	201	933218Q	202	937065Q	189
9.4827.0	338	926992Q	201	933219Q	202	937066Q	189
9.4828.0	338	926994Q	201	933220Q	202	937067Q	189
9.4829.0	338	926996Q	201	933221Q	202	937068Q	189
9.4830.0	338	926998Q	201	933228Q	202	937069Q	189
9.4831.0	338	927169Q	201	933229Q	202	937070Q	189
9.4832.0	338	927170Q	201	933239Q	202	937071Q	189
9.4833.0	338	927175Q	201	933246Q	202	937072Q	189
9.4834.0	338	927176Q	201	933253Q	202	937073Q	189
9.4835.0	338	927181Q	201	933258Q	202	937074Q	189
9.4836.0	338	927182Q	201	933265Q	202	937075Q	189
9.4837.0	338	927661Q	201	933266Q	202	937076Q	189
9.4838.0	338	927663Q	201	933295Q	203	937077Q	189
9.4839.0	338	927696Q	201	933302Q	203	937078Q	189
9.4840.0	338	927723Q	201	933364Q	203	937079Q	189
9.4841.0	339	927725Q	201	933365Q	203	937080Q	189
9.4842.0	339	927861Q	201	933488Q	203	937081Q	189
9.4843.0	339	928142Q	201	933489Q	203	937082Q	189
9.4844.0	339	928143Q	201	933763Q	203	937100Q	192
9.4845.0	339	928150Q	201	933774Q	203	937101Q	192
9.4846.0	339	928152Q	201	933775Q	203	937103Q	192
9.4847.0	339	928154Q	201	933777Q	203	937105Q	193
9.4860.0	339	928156Q	201	933782Q	203	937106Q	193
9.4861.0	339	928642Q	201	933784Q	203	937108Q	193
9.4862.0	339	928643Q	201	933786Q	203	937109Q	193
9.4863.0	339	929099Q	201	933788Q	203	937110Q	193
9.4864.0	339	929885Q	202	934123Q	203	937123Q	203
9.4865.0	339	929891Q	202	934124Q	203	937124Q	203
9.4866.0	339	930162Q	202	934194Q	203	937125Q	203
9.4867.0	339	930164Q	202	934310Q	203	937126Q	203
9.4868.0	339	930189Q	202	934311Q	203	937127Q	203
9.4869.0	339	930190Q	202	934474Q	203	937128Q	203
9.4870.0	339	930191Q	202	934475Q	203	937129Q	203
9.4871.0	339	930192Q	202	935141	200	937130Q	203
9.4884.0	339	930193Q	202	935142	200	937142Q	203
9.4885.0	339	930194Q	202	935145	200	937146Q	203
9.4886.0	339	930197Q	202	935146	200	937155Q	203
9.4887.0	339	930198Q	202	935149	200	937156Q	203
9.4888.0	339	930219Q	202	935150	200	937157Q	203
9.4889.0	339	930220Q	202	935153	200	937158Q	203
9.4890.0	339	930223Q	202	935154	200	937169Q	203
9.4891.0	339	930224Q	202	935157	201	937170Q	203
9.4892.0	339	930227Q	202	935158	201	937171Q	203
9.4893.0	339	930228Q	202	935161	201	937172Q	203
9.4894.0	339	931018Q	202	935162	201	937180Q	203
9.4895.0	339	931020Q	202	935173	201	937181Q	203
900FH30	381	932670Q	202	935174	201	937182Q	203
902FH30	381	932679Q	202	935177	201	937183Q	203
902MAM30	382	932872Q	202	935178	201	937187Q	203
9087U06 13	260	932873Q	202	935181	201	937188Q	203
9087U08 13	262	932874Q	202	935182	201	937189Q	203
9090050700	294	932875Q	202	935191	203	937190Q	203
9090050900	294	933047Q	202	935192	203	937200Q	204
9090051000	294	933091Q	202	935193	203	937201Q	204
925580Q	201	933092Q	202	935194	201	937202Q	204
925582Q	201	933193Q	202	935196	201	937203Q	204
925600Q	201	933194Q	202	935198	201	937204Q	204
925602Q	201	933195Q	202	935200	201	937205Q	204
926698Q	201	933196Q	202	935550Q	203	937206Q	204
926699Q	201	933202Q	202	935551Q	203	937207Q	204
926839Q	201	933203Q	202	937058Q	189	937208Q	204
926841Q	201	933204Q	202	937059Q	189	937209Q	204
926843Q	201	933205Q	202	937060Q	189	937213Q	204
926845Q	201	933210Q	202	937061Q	189	937214Q	204
926888Q	201	933211Q	202	937062Q	189	937215Q	204
926890Q	201	933212Q	202	937063Q	189	937216Q	204
926988Q	201	933213Q	202	937064Q	189	937219Q	204

Alphanumeric Index

937220Q	204	938277Q	191	9414U06 13	260	943796Q	198
937221Q	204	938278Q	191	9414U08 13	262	943799Q	198
937222Q	204	938279Q	191	943502Q	194	943800Q	198
937223Q	204	938280Q	191	943503Q	194	943803Q	198
938168Q	192	938281Q	191	943506Q	194	943804Q	198
938169Q	192	938282Q	191	943507Q	194	943807Q	198
938172Q	192	938283Q	191	943510Q	194	943808Q	198
938173Q	192	938284Q	191	943511Q	194	943811Q	198
938176Q	192	938285Q	191	943514Q	194	943812Q	198
938177Q	192	938286Q	191	943515Q	195	943815Q	198
938180Q	192	938287Q	191	943518Q	195	943816Q	198
938181Q	192	938288Q	191	943519Q	195	943819Q	198
938184Q	192	938289Q	191	943522Q	195	943820Q	198
938185Q	192	938290Q	191	943523Q	195	943823Q	198
938188Q	192	938291Q	191	943526Q	195	943824Q	198
938189Q	192	938292Q	191	943527Q	195	943827Q	198
938190Q	192	938293Q	191	943615Q	196	943828Q	198
938192Q	192	938294Q	191	943616Q	196	943880Q	199
938193Q	192	938295Q	191	943619Q	196	943881Q	199
938194Q	189	938296Q	191	943620Q	196	943888Q	199
938212Q	192	938297Q	191	943623Q	196	943889Q	199
938213Q	192	938298Q	191	943624Q	196	943896Q	199
938214Q	192	938299Q	191	943627Q	196	943897Q	199
938216Q	192	938300Q	191	943628Q	196	943904Q	199
938217Q	192	938301Q	191	943631Q	196	943905Q	199
938220Q	192	938302Q	192	943632Q	196	943912Q	199
938221Q	192	938303Q	192	943635Q	196	943913Q	199
938224Q	192	938304Q	192	943636Q	196	943920Q	199
938225Q	192	938305Q	192	943639Q	196	943921Q	199
938228Q	192	938306Q	192	943640Q	196	943928Q	200
938229Q	192	938307Q	192	943643Q	196	943929Q	200
938232Q	192	938308Q	192	943644Q	196	943936Q	200
938233Q	192	938310Q	192	943647Q	196	943937Q	200
938236Q	192	938311Q	192	943648Q	196	943944Q	200
938237Q	192	938312Q	192	943651Q	196	943945Q	200
938240Q	192	938313Q	192	943652Q	196	943952Q	200
938241Q	192	938314Q	204	943655Q	196	943953Q	200
938244Q	192	938315Q	204	943656Q	196	943960Q	200
938245Q	192	938316Q	204	943659Q	196	943961Q	200
938248Q	192	938317Q	204	943660Q	196	943968Q	200
938249Q	192	938319Q	199	943663Q	196	943969Q	200
938251Q	192	938320Q	199	943664Q	196	943976Q	200
938252Q	192	938323Q	194	943667Q	196	943977Q	200
938253Q	191	938324Q	194	943668Q	196	943984Q	200
938254Q	191	938327Q	194	943671Q	196	943985Q	200
938255Q	191	938328Q	194	943672Q	196	943992Q	200
938256Q	191	938331Q	194	943705Q	197	943993Q	200
938257Q	191	938332Q	194	943706Q	197	944022Q	189
938258Q	191	938335Q	194	943709Q	197	944023Q	189
938259Q	191	938336Q	194	943710Q	197	944024Q	189
938260Q	191	938339Q	194	943713Q	197	944029Q	189
938261Q	191	938340Q	194	943714Q	197	944032Q	189
938262Q	191	938343Q	194	943717Q	197	944033Q	189
938263Q	191	938344Q	194	943718Q	197	944035Q	189
938264Q	191	938347Q	194	943721Q	197	944036Q	189
938265Q	191	938348Q	194	943722Q	197	944047Q	189
938266Q	191	938351Q	194	943725Q	197	944060Q	192
938267Q	191	938352Q	194	943726Q	197	94C-001-PFD	423
938268Q	191	938355Q	194	943729Q	197	9721900005	294
938269Q	191	938356Q	194	943730Q	197	9C1200S	215
938270Q	191	938359Q	194	943733Q	197	9C1600S	215
938271Q	191	938360Q	194	943734Q	197	9C400S	215
938272Q	191	939159Q	190	943737Q	197	9C600S	215
938273Q	191	9401U06 21	259	943738Q	197	9C800S	215
938274Q	191	9401U08 21	261	943741Q	197	9F1200S	215
938275Q	191	9405U06 13	259	943742Q	197	9F1600S	215
938276Q	191	9405U08 13	261	943795Q	198	9F400S	215

Alphanumeric Index

9F600S	215	AAR035GBMX	330	AG-166	412	APLA6X	421
9F800S	215	AAR040GBMX	330	AG-182	412	APRA0X	421
9MV400S	215	AAR040HBMX	330	AG-209	412	APRA1X	421
9MV600S	215	AAR045HBMX	330	AG-232	412	APRA2X	421
9MV800S	215	AAR050IBMX	330	AK02/05	333	APRA3X	421
9N1200S	215	AAR050JBMX	330	AK02/10	333	APWA1X	421
9N1600S	215	AAR055IBMX	330	AK03/05	333	APWA2X	421
9N400S	215	AAR055JBMX	330	AK03/10	333	APWA3X	421
9N600S	215	AB.1380.10	207	AK04/10	333	APWA4X	421
9N800S	215	AB116310	207	AK04/20	333	APWA5X	421
9PCCM400S	216	AB98210011	206	AK05/20	333	AR005ABMX	329
9PCCM600S	216	AB98212011	206	AK05/25	333	AR005BBMX	329
9PCCM800S	216	AB98213011	206	AK07/25	333	AR005CBMX	329
9PCM400S	216	AB98217011	206	AK07/30	334	AR010ABMX	329
9PCM600S	216	AB98810011	206	AK10/3	334	AR010BBMX	329
9PCM800S	216	AB98812011	206	AK10/30	334	AR010CBMX	329
AO...AV		AB98813011	206	AK13S_99	303	AR015BBMX	329
A02B2PZN-6B	225	AB98817011	206	AK15/3	334	AR015CBMX	329
A04B2PZN-8B	225	ABL1G114QXWL3	205	AK15/30	334	AR020CBMX	329
A04C2FZN-8B	226	ABL2G114QXWL13V	205	AK2/1.5	334	AR020DBMX	329
A04D2MZN-8B	226	ACC6NV001	457	AK20/3	334	AR020EBMX	329
A04G2PZN-8B	227	ACS005ABMX	331	AK20/30	334	AR025DBMX	329
A04J2MZN-8B	227	ACS005BBMX	331	AK26SFS_99	303	AR025EBMX	329
AA005ABFX	328	ACS005CBMX	331	AK3/1	334	AR030EBMX	329
AA005BBFX	328	ACS010ABMX	331	AK3/1.5	334	AR030FBMX	329
AA005CBFX	328	ACS010BBMX	331	AK30/3	334	AR030GBMX	329
AA010ABFX	328	ACS010CBMX	331	AK30/30	334	AR035FBMX	329
AA010BBFX	328	ACS015BBMX	331	AK30/5	334	AR035GBMX	329
AA010CBFX	328	ACS015CBMX	331	AK30/50	334	AR040GBMX	329
AA015BBFX	328	ACS020CBMX	331	AK4/1.5	334	AR040HBMX	329
AA015CBFX	328	ACS020DBMX	331	AK4/2.5	334	AR045HBMX	329
AA020CBFX	328	ACS020EBMX	331	AK5/2.5	334	AR050IBMX	329
AA020DBFX	328	ACS025DBMX	331	AK5/3	334	AR050JBMX	329
AA020EBFX	328	ACS025EBMX	331	A0005ABFX	327	AR055IBMX	329
AA025DBFX	328	ACS030EBMX	331	A0005BBFX	327	AR055JBMX	329
AA025EBFX	328	ACS030FBMX	331	A0005CBFX	327	Argo	189
AA030EBFX	328	ACS030GBMX	331	A0010ABFX	327	AS06L71X	141
AA030FBFX	328	ACS035FBMX	331	A0010BBFX	327	AS06LX	141
AA030GBFX	328	ACS035GBMX	331	A0010CBFX	327	AS06SX	141
AA035FBFX	328	ACS040GBMX	331	A0015BBFX	327	AS08L71X	141
AA035GBFX	328	ACS040HBMX	331	A0015CBFX	327	AS08LX	141
AA040GBFX	328	ACS045HBMX	331	A0020CBFX	327	AS08SX	141
AA040HBFX	328	ACS050IBMX	331	A0020DBFX	327	AS10L71X	141
AA045HBFX	328	ACS050JBMX	331	A0020EBFX	327	AS10LX	141
AA050IBFX	328	ACS055IBMX	331	A0025DBFX	327	AS10SX	141
AA050JBFX	328	ACS055JBMX	331	A0025EBFX	327	AS12L71X	141
AA055IBFX	328	ADE007-25R1A2	211	A0030EBFX	327	AS12LX	141
AA055JBFX	328	ADE016-25R1A2	211	A0030FBFX	327	AS12SX	141
AA13	303	ADE032-21R1A2	211	A0030GBFX	327	AS14SX	141
AA26SF	303	ADE050-21R1A2	211	A0035FBFX	327	AS15LX	141
AAR005ABMX	330	ADE075-21R1A2	211	A0035GBFX	327	AS16SX	141
AAR005BBMX	330	ADE100-21R1A2	211	A0040GBFX	327	AS18L71X	141
AAR005CBMX	330	ADE140-14R1C2	211	A0040HBFX	327	AS18LX	141
AAR010ABMX	330	ADE140-25R1C2	211	A0045HBFX	327	AS20SX	141
AAR010BBMX	330	ADE200-25R1C2	211	A0050IBFX	327	AS22L71X	141
AAR010CBMX	330	ADE280-25R1C2	211	A0050JBFX	327	AS22LX	141
AAR015BBMX	330	ADE350-25R1C2	211	A0055IBFX	327	AS25SX	141
AAR015CBMX	330	AG-060	412	A0055JBFX	327	AS28L71X	141
AAR020CBMX	330	AG-066	412	APDA1X	421	AS28LX	141
AAR020DBMX	330	AG-072	412	APDA2X	421	AS30SX	141
AAR020EBMX	330	AG-084	412	APDA3X	421	AS35L71X	141
AAR025DBMX	330	AG-097	412	APLA0X	421	AS35LX	141
AAR025EBMX	330	AG-106	412	APLA1X	421	AS38SX	141
AAR030EBMX	330	AG-113	412	APLA2X	421	AS42L71X	141
AAR030FBMX	330	AG-122	412	APLA3X	421	AS42LX	141
AAR030GBMX	330	AG-131	412	APLA4X	421	ASA0X	421
AAR035FBMX	330	AG-155	412	APLA5X	421	ASA2X	421

Alphanumeric Index

ASA3X.....	421	B3018015X2M.....	437	BVG4P-3/4LOCK.....	290	CU200A10VN.....	198
ASA4X.....	421	B3018016X1.5M.....	437	BVG4P-3/8LOCK.....	290	CU200A25VN.....	198
ASA5X.....	421	B3018016X2M.....	437	C1...CU		CU200M25VN.....	199
ASA6X.....	421	B3018018X1.5M.....	437	C1200S.....	215	CU200P10VN.....	198
AS-B-11.....	414	B3018018X2M.....	437	C1600S.....	215	CU200P25VN.....	198
AS-B-13.....	414	B3018020X2.5M.....	437	C3BMB10-1/4.....	245	CU250A10VN.....	198
AS-B-15.....	414	B3018020X2M.....	437	C3BMB10-3/8.....	245	CU250A25VN.....	198
AS-B-17.....	414	B3018020X3M.....	437	C3BMB12-1/2.....	245	CU250M25VN.....	199
AS-B-19.....	414	B3018022X2.5M.....	437	C3BMB12-3/8.....	245	CU250P10VN.....	198
AS-B-22.....	414	B3018025X2.5M.....	437	C3BMB14-1/2.....	245	CU250P25VN.....	199
AS-B-27.....	414	B3018025X3M.....	437	C3BMB14-3/8.....	245	CU350A10VN.....	198
AS-B-33.....	414	B3018028X2.5M.....	437	C3BMB16-1/2.....	245	CU350A25VN.....	198
AS-B-37.....	414	B3018028X2M.....	437	C3BMB18-1/2.....	245	CU350M25VN.....	199
AS-B-58.....	414	B3018030X2M.....	437	C3BMB22-3/4.....	245	CU350P10VN.....	199
AS-Y-11.....	415	B3018030X3M.....	437	C3BMB4-1/8.....	245	CU350P25VN.....	199
AS-Y-13.....	415	B3018030X4M.....	437	C3BMB6-1/4.....	245	CU630A10VN.....	198
AS-Y-15.....	415	B3018035X3M.....	437	C3BMB6-1/8.....	245	CU630A25VN.....	198
AS-Y-17.....	415	B3018038X3M.....	437	C3BMB8-1/4.....	245	CU630M25VN.....	199
AS-Y-19.....	415	B3020X120074.....	438	C3BMB8-1/8.....	245	CU630P10VN.....	199
AS-Y-22.....	415	B43005B.....	295	C400S.....	215	CU630P25VN.....	199
AS-Y-27.....	415	B53005A.....	295	C600S.....	215	CU730A10VN.....	198
AS-Y-33.....	415	B68206.....	207	C800S.....	215	CU730A25VN.....	198
AS-Y-37.....	415	B68207.....	207	C9RG-10.....	165	CU730M25VN.....	199
Atlas Copco.....	332	B73006.....	294	C9RG-12.....	166	CU730P10VN.....	199
AV06/42KPLX.....	434	BAV06/12KPLX.....	434	C9RG-14.....	166	CU730P25VN.....	199
B3...BV		BFG10L/LK350MDCF.....	162	C9RG-16.....	166	CU850A10VN.....	198
B3004X049074.....	438	BFG12L/LK350MDCF.....	162	C9RG-20.....	166	CU850A25VN.....	198
B3006X049074.....	438	BFG15L/LK350MDCF.....	162	C9RG-25.....	166	CU850M25VN.....	199
B3006X065074.....	438	BFG15L/LK400MDCF.....	162	C9RG-30.....	166	CU850P10VN.....	199
B3007406X1.5M.....	438	BFG16S/LK350MDCF.....	162	C9RG-38.....	166	CU850P25VN.....	199
B3007406X1M.....	438	BFG20S/LK550MDCF.....	162	C9RG-8.....	166		
B3007408X1.5M.....	438	BFG22L/LK400MDCF.....	162	CARG-15.....	166	D...DV	
B3007408X1M.....	438	BFG28L/LK400MDCF.....	162	CARG-18.....	166	D-0005-CCE.....	333
B3007410X1.5M.....	438	BFW12L/LK350MDCF.....	162	CARG-22.....	166	D-0005-VFE.....	333
B3007410X1M.....	438	BFW15L/LK350MDCF.....	162	CARG-28.....	166	D-0010-CCE.....	333
B3007412X1.5M.....	438	BFW15L/LK400MDCF.....	162	CARG-35.....	166	D-0010-CFE.....	333
B3007412X2M.....	438	BFW16S/LK350MDCF.....	162	CARG-42.....	166	D-0010-VFE.....	333
B3007415X1.5M.....	438	BFW18L/LK400MDCF.....	162	CARG-6.....	166	D-0020-CCE.....	333
B3007415X2M.....	438	BFW20S/LK350MDCF.....	162	CFE-1002-P.....	172	D-0020-CFE.....	333
B3007416X1.5M.....	438	BFW20S/LK400MDCF.....	162	CFE-252-P.....	172	D-0020-VFE.....	333
B3007416X2M.....	438	BFW22L/LK400MDCF.....	162	CFE-372-P.....	172	D-0050-CCE.....	333
B3007418X1.5M.....	438	BFW28L/LK400MDCF.....	162	CFE-502-P.....	172	D-0050-CFE.....	333
B3007418X2M.....	438	BFW30S/LK550MDCF.....	162	CFE-622-P.....	172	D-0050-VFE.....	333
B3007420X2.5M.....	438	BFW35L/LK400MDCF.....	162	CFE-752-P.....	172	D-0100-CCE.....	333
B3007420X2M.....	438	BFW35L/LK550MDCF.....	162	CM2AAV.....	214	D-0100-CFE.....	333
B3007422X2M.....	438	BFW42L/LK550MDCF.....	162	CM2BBV.....	214	D-0100-VFE.....	333
B3007425X2.5M.....	438	BH2-60.....	169	CM2DDV.....	214	D-0175-CCE.....	333
B3007425X3M.....	438	BH2-61.....	169	CM2PPV.....	214	D-0175-CFE.....	333
B3007430X3M.....	438	BH3-60.....	169	CM2TTV.....	214	D-0175-VFE.....	333
B3007432X3M.....	438	BH3-61.....	169	CPOM2AAV.....	214	D-0250-CCE.....	333
B3007438X4M.....	438	BH4-60.....	169	CPOM2BBV.....	214	D-0250-CFE.....	333
B3007442X3M.....	438	BH4-61.....	169	CPOM2DDV.....	214	D-0250-VFE.....	333
B3008X065074.....	438	BH6-60.....	169	CU025A10VN.....	198	D02B2-0.2N-6B.....	224
B3010X083074.....	438	BH6-61.....	169	CU025A25VN.....	198	D02B2-2.1N-6B.....	224
B3010X095074.....	438	BV06/18KPLX.....	434	CU025M25VN.....	199	D-0400-CCE.....	333
B3012X095074.....	438	BV20/25KPLX.....	434	CU025P10VN.....	198	D-0400-CFE.....	333
B3016X095074.....	438	BVG4-1.1/2L.....	290	CU025P25VN.....	198	D-0400-VFE.....	333
B3018006X1M.....	437	BVG4-1.1/4L.....	290	CU040A10VN.....	198	D04B2-0.2N-8B.....	224
B3018008X1.5M.....	437	BVG4-1/2L.....	290	CU040A25VN.....	198	D04B2-2.1N-8B.....	224
B3018008X1M.....	437	BVG4-1/4L.....	290	CU040M25VN.....	199	D-0600-CCE.....	333
B3018010X1.5M.....	437	BVG4-1L.....	290	CU040P10VN.....	198	D-0600-CFE.....	333
B3018010X1M.....	437	BVG4-2L.....	290	CU025M25VN.....	198	D-0750-CCE.....	333
B3018010X2M.....	437	BVG4-3/4L.....	290	CU100A10VN.....	198	D-0750-CFE.....	333
B3018012X1.5M.....	437	BVG4-3/8L.....	290	CU100A25VN.....	198	D-0750-VFE.....	333
B3018012X1M.....	437	BVG4P-1/2LOCK.....	290	CU100M25VN.....	199	D-1000-CCE.....	333
B3018012X2M.....	437	BVG4P-1/4LOCK.....	290	CU100P10VN.....	198	D-1000-CFE.....	333
B3018015X1.5M.....	437	BVG4P-1LOCK.....	290	CU100P25VN.....	198	D-1000-VFE.....	333

Alphanumeric Index

D-1200-CCE	333	DKAZ3/8CFX	103	DSVW06LROMDCF	83	E1215/10X	101
D-1200-CFE	333	DKAZ33CFX	103	DSVW08LROMDCF	83	E123AC	339
D1VW001CNJW	213	DK11/2CFX	103	DSVW10LROMDCF	83	E123X1	339
D1VW002CNJW	213	DK11/4CFX	103	DSVW12LMOMDCF	87	E123X25	339
D1VW004CNJW	213	DOZ06L	101	DSVW12LROMDCF	83	E123X5	339
D1VW008CNJW	213	DOZ06L71	101	DSVW12SROMDCF	83	E123XA	339
D1VW020BNJW	213	DOZ06S	101	DSVW15LMOMDCF	87	E-1-24	336
D1VW020DNJW	213	DOZ06S71	101	DSVW15LROMDCF	83	E1251AC	339
D-600-VFE	333	DOZ08L	101	DSVW16SROMDCF	83	E1251X1	339
DA06LOMDCF	77	DOZ08L71	101	DSVW18LMOMDCF	87	E1251X25	339
DA06SOMDCF	77	DOZ08S	101	DSVW18LROMDCF	83	E1251X5	339
DA08LOMDCF	77	DOZ08S71	101	DSVW20SROMDCF	83	E1251XA	339
DA08SOMDCF	77	DOZ10L	101	DSVW22LMOMDCF	87	E125AC	339
DA10LOMDCF	77	DOZ10L71	101	DSVW22LROMDCF	83	E125X1	339
DA10SOMDCF	77	DOZ10S	101	DSVW25SROMDCF	83	E125X25	339
DA12LOMDCF	77	DOZ10S71	101	DSVW28LMOMDCF	87	E125X5	339
DA12SOMDCF	77	DOZ12L	101	DSVW28LROMDCF	83	E125XA	339
DA15LOMDCF	77	DOZ12L71	101	DSVW30SROMDCF	83	E1261X1	339
DA16SOMDCF	77	DOZ12S	101	DV06LX	220	E1261X25	339
DA18LOMDCF	77	DOZ12S71	101	DV08LX	220	E1261X5	339
DA20SOMDCF	77	DOZ14S	101	DV10LX	220	E1261XA	339
DA22LOMDCF	77	DOZ14S71	101	DV12LX	220	E127AC	339
DA25SOMDCF	77	DOZ15L	101	DV15LX	220	E127X1	340
DA28LOMDCF	77	DOZ15L71	101	DV18LX	220	E127X25	340
DA30SOMDCF	77	DOZ16S	101	DV22LX	220	E127X5	340
DA35LOMDCF	77	DOZ16S71	101	DV28LX	220	E127XA	340
DA38SOMDCF	77	DOZ18L	101	DV35LX	220	E-1-28	336
DA42LOMDCF	77	DOZ18L71	101	DVGE06LROMDCF	140	E1281X1	340
DD13	332	DOZ20S	101	DVGE06SROMDCF	140	E1281X5	340
DD195	332	DOZ20S71	101	DVGE08LROMDCF	140	E1281XA	340
DD25	332	DOZ22L	101	DVGE08SROMDCF	140	E128AC	340
DD295	332	DOZ22L71	101	DVGE10LROMDCF	140	E128X1	340
DD40	332	DOZ22S	101	DVGE10SROMDCF	140	E128X25	340
DD400	332	DOZ22S71	101	DVGE12LROMDCF	140	E128X5	340
DD500	332	DOZ28L	101	DVGE12SROMDCF	140	E128XA	340
DD6	332	DOZ28L71	101	DVGE14SROMDCF	140	E-1-32	336
DD85	332	DOZ30S	101	DVGE15LROMDCF	140	E135X1	340
DG101/06SOMDCF	139	DOZ30S71	101	DVGE16SROMDCF	140	E135X5	340
DG101/12SOMDCF	139	DOZ35L	101	DVGE18LROMDCF	140	E135XA	340
DG101/16SOMDCF	139	DOZ35L71	101	DVGE20SROMDCF	140	E-1-36	336
DG103/20SOMDCF	139	DOZ38S	101	DVGE22LROMDCF	140	E137AC	340
DG103/25SOMDCF	139	DOZ38S71	101	DVGE25SROMDCF	140	E137X1	340
DG103/38SOMDCF	139	DOZ42L	101	DVGE28LROMDCF	140	E137X25	340
DG104/06SROMDCF	140	DOZ42L71	101	DVGE30SROMDCF	140	E137X5	340
DG104/08SROMDCF	140	DPA0X	421	DVGE35LROMDCF	140	E137XA	340
DG104/12SROMDCF	140	DPA1X	421	DVGE38SROMDCF	140	E138AC	340
DG104/16SROMDCF	140	DPA2X	421	E0...EW		E138X1	340
DG104/20SROMDCF	140	DPA3X	421	E01AC	339	E138X25	340
DG104/25SROMDCF	140	DPA4X	421	E02AC	339	E138X5	340
DG104/30SROMDCF	140	DPA5X	421	E04/02X	101	E-1-40	336
DG104/38SROMDCF	140	DPA6X	421	E04/2.5X	101	E-1-44	336
DKAZ1/2CFX	103	DPR06L71X	104	E0506/03X	101	E-1-48	336
DKAZ1/4CFX	103	DPR08L71X	104	E0506/04X	101	E15/12X	101
DKAZ1/8CFX	103	DPR10L71X	104	E06/05X	101	E-1-52	336
DKAZ10CFX	103	DPR12L71X	104	E08/04X	101	E-1-54	336
DKAZ11/2CFX	103	DPR14S71X	104	E08/05X	101	E18/14X	101
DKAZ11/4CFX	103	DPR15L71X	104	E10/08X	101	E22/18X	101
DKAZ12CFX	103	DPR16S71X	104	E103AC	339	E-3-12	336
DKAZ14CFX	103	DPR18L71X	104	E103X1	339	E-3-16	336
DKAZ16CFX	103	DPR20S71X	104	E103X25	339	E-3-20	336
DKAZ18CFX	103	DPR22L71X	104	E103X5	339	E-3-24	336
DKAZ1CFX	103	DPR25S71X	104	E103XA	339	E-3-28	336
DKAZ20CFX	103	DPR28L71X	104	E-1-12	336	E-3-32	336
DKAZ22CFX	103	DPR30S71X	104	E-1-16	336	E-3-36	336
DKAZ26CFX	103	DPR35L71X	104	E12/08X	101	E-3-40	336
DKAZ27CFX	103	DPR38S71X	104	E12/09X	101	E-3-44	336
DKAZ3/4CFX	103	DPR42L71X	104	E1-20	336	E-3-48	336

Alphanumeric Index

E-3-52.....	336	E-7-40.....	336	EBMB16.....	245	EGE14SMEDCF.....	86
E-3-54.....	336	E-7-44.....	336	EBMB18.....	245	EGE14SREDCF.....	81
E361AC.....	340	E-7-48.....	337	EBMB20.....	245	EGE15L1/2NPCTF.....	92
E361X1.....	340	E-7-52.....	337	EBMB22.....	245	EGE15LM22X1.5EDCF.....	86
E361X25.....	340	E-7-54.....	337	EBMB4.....	245	EGE15LMEDCF.....	86
E361X5.....	340	E811AC.....	341	EBMB6.....	245	EGE15LRED71.....	81
E361XA.....	340	E811X1.....	341	EBMB8.....	245	EGE15LREDCF.....	81
E371X1.....	340	E811X5.....	341	ECRM10-316.....	386	EGE16S1/2NPCTF.....	92
E371X25.....	340	E811XA.....	341	ECRM12-316.....	386	EGE16SMEDCF.....	86
E371X5.....	340	E81AC.....	341	ECRM6-316.....	386	EGE16SRED71.....	81
E371XA.....	340	E81X1.....	341	ED1/2X.....	102	EGE16SREDCF.....	81
E50AC.....	340	E81X25.....	341	ED10X1X.....	102	EGE18LMEDCF.....	86
E50X1.....	340	E81X5.....	341	ED12X1.5X.....	102	EGE18LR3/4EDCF.....	81
E50X25.....	340	E81XA.....	341	ED14X1.5X.....	102	EGE18LRED71.....	81
E50X5.....	340	E821AC.....	341	ED16X1.5X.....	102	EGE18LREDCF.....	81
E50XA.....	340	E821X1.....	341	ED18X1.5X.....	102	EGE20S3/4NPCTF.....	92
E511X1.....	340	E821X25.....	341	ED20X1.5X.....	102	EGE20SMEDCF.....	86
E511X25.....	340	E821X5.....	341	ED22X1.5X.....	102	EGE20SRED71.....	81
E511X5.....	340	E821XA.....	341	ED26X1.5X.....	102	EGE20SREDCF.....	81
E511XA.....	340	E830AC.....	341	ED3/8X.....	102	EGE22L3/4NPCTF.....	92
E-5-12.....	336	E830X1.....	341	ED33X2X.....	102	EGE22LMEDCF.....	86
E-5-16.....	336	E830X25.....	341	ED42X2X.....	102	EGE22LRED71.....	81
E51AC.....	340	E830X5.....	341	ED48X2X.....	102	EGE22LREDCF.....	81
E51X1.....	340	E830XA.....	341	ED8X1X.....	102	EGE25S1NPCTF.....	92
E51X25.....	340	E831AC.....	341	EEM10-316.....	387	EGE25SMEDCF.....	86
E51X5.....	340	E831X1.....	341	EEM12-316.....	387	EGE25SRED71.....	81
E51XA.....	340	E831X25.....	341	EEM6-316.....	387	EGE25SREDCF.....	81
E-5-20.....	336	E831X5.....	341	EGE06L1/8NPCTF.....	92	EGE28L1NPCTF.....	92
E-5-24.....	336	E831XA.....	341	EGE06LMEDCF.....	86	EGE28LMEDCF.....	86
E-5-28.....	336	E83A0.....	341	EGE06LRED71.....	81	EGE28LRED71.....	81
E52AC.....	340	E83AC.....	341	EGE06LREDCF.....	81	EGE28LREDCF.....	81
E52X1.....	340	E83X25.....	341	EGE06SMEDCF.....	86	EGE30S11/4NPCTF.....	92
E52X25.....	340	E83XA.....	341	EGE06SRED71.....	81	EGE30SMEDCF.....	86
E52X5.....	340	E851X1.....	341	EGE06SREDCF.....	81	EGE30SRED71.....	81
E52XA.....	340	E851X5.....	341	EGE08L1/4NPCTF.....	92	EGE30SREDCF.....	81
E-5-32.....	336	E851XA.....	341	EGE08LMEDCF.....	86	EGE35L11/4NPCTF.....	92
E-5-36.....	336	E86AC.....	341	EGE08LRED71.....	81	EGE35LMEDCF.....	86
E-5-40.....	336	E86X1.....	341	EGE08LREDCF.....	81	EGE35LRED71.....	81
E-5-44.....	336	E86X25.....	341	EGE08S1/4NPCTF.....	92	EGE35LREDCF.....	81
E-5-48.....	336	E86X5.....	341	EGE08SMEDCF.....	86	EGE38S11/2NPCTF.....	92
E-5-52.....	336	E86XA.....	341	EGE08SRED71.....	81	EGE38SMEDCF.....	86
E-5-54.....	336	E87AC.....	341	EGE08SREDCF.....	81	EGE38SRED71.....	81
E711AC.....	340	E87X25.....	341	EGE10L1/4NPCTF.....	92	EGE38SREDCF.....	81
E711X1.....	340	E87XA.....	341	EGE10LMEDCF.....	86	EGE42LMEDCF.....	86
E711X5.....	340	E-9-12.....	337	EGE10LR3/8EDCF.....	81	EGE42LRED71.....	81
E711XA.....	341	E-9-16.....	337	EGE10LRED71.....	81	EGE42LREDCF.....	81
E-7-12.....	336	E-9-20.....	337	EGE10LREDCF.....	81	EGE006LMCF.....	90
E-7-16.....	336	E-9-24.....	337	EGE10S3/8NPCTF.....	92	EGE008LMCF.....	90
E71AC.....	341	E-9-28.....	337	EGE10SMEDCF.....	86	EGE008SMCF.....	90
E71X1.....	341	E-9-32.....	337	EGE10SRED71.....	81	EGE010LMCF.....	90
E71X25.....	341	E-9-36.....	337	EGE10SREDCF.....	81	EGE012LMCF.....	90
E71X5.....	341	E-9-40.....	337	EGE12L3/8NPCTF.....	92	EGE012SMCF.....	90
E71XA.....	341	E-9-44.....	337	EGE12LMEDCF.....	86	EGE015LMCF.....	90
E-7-20.....	336	E-9-48.....	337	EGE12LR1/2ED71.....	81	EGE016SMCF.....	90
E-7-24.....	336	E-9-52.....	337	EGE12LR1/2EDCF.....	81	EGE018LMCF.....	90
E-7-28.....	336	E-9-54.....	337	EGE12LR1/4ED71.....	81	EGE020SMCF.....	90
E731AC.....	341	EAB10Q010GE16.....	205	EGE12LR1/4EDCF.....	81	EGE022LM27X2CF.....	90
E731X1.....	341	EAB10Q010GS12.....	205	EGE12LRED71.....	81	EGE025SMCF.....	90
E731X5.....	341	EAB20 Series.....	205	EGE12LREDCF.....	81	EGE028LMCF.....	90
E731XA.....	341	EAB20Q010GE16A.....	205	EGE12S3/8NPCTF.....	92	EGE038SMCF.....	90
E-7-32.....	336	EAB20Q010GS12A.....	205	EGE12SMEDCF.....	86	EL06LOMDCF.....	76
E-7-36.....	336	EARG-10.....	165	EGE12SR1/2ED71.....	81	EL06SOMD71.....	76
E73AC.....	341	EARG-20.....	165	EGE12SR1/2EDCF.....	81	EL06SOMDCF.....	76
E73X1.....	341	EARG-4.....	165	EGE12SR1/4EDCF.....	81	EL08LOMD71.....	76
E73X25.....	341	EBMB10.....	245	EGE12SRED71.....	81	EL08LOMDCF.....	76
E73X5.....	341	EBMB12.....	245	EGE12SREDCF.....	81	EL08SOMDCF.....	76
E73XA.....	341	EBMB14.....	245	EGE14S1/2NPCTF.....	92	EL10LOMD71.....	76

Alphanumeric Index

EL10LOMDCF	76	ESV18LX	142	EV30SOMD71	75	EW14SOMDCF	75
EL10SOMDCF	76	ESV20SX	142	EV30SOMDCF	75	EW15LOMD71	75
EL12LOMD71	76	ESV22LX	142	EV35LOMDCF	75	EW15LOMDCF	75
EL12LOMDCF	76	ESV25SX	142	EV38SOMDCF	75	EW16SOMD71	75
EL12SOMD71	76	ESV28LX	142	EV42LOMDCF	75	EW16SOMDCF	75
EL12SOMDCF	76	ESV30SX	142	EVGE06LMEDCF	87	EW18LOMD71	75
EL14SOMDCF	76	ESV35LX	142	EVGE06LREDCF	82	EW18LOMDCF	75
EL15LOMD71	76	ESV38SX	142	EVGE06SREDCF	82	EW20SOMD71	75
EL15LOMDCF	76	ESV42LX	142	EVGE08LMEDCF	87	EW20SOMDCF	75
EL16SOMD71	76	ET06LOMDCF	76	EVGE08LRED71	82	EW22LOMD71	75
EL16SOMDCF	76	ET06SOMDCF	76	EVGE08LREDCF	82	EW22LOMDCF	75
EL18LOMD71	76	ET08LOMD71	76	EVGE08SMEDCF	87	EW25SOMD71	75
EL18LOMDCF	76	ET08LOMDCF	76	EVGE08SREDCF	82	EW25SOMDCF	75
EL20SOMD71	76	ET08SOMDCF	76	EVGE10LMEDCF	87	EW28LOMD71	75
EL20SOMDCF	76	ET10LOMD71	76	EVGE10LRED71	82	EW28LOMDCF	75
EL22LOMD71	76	ET10LOMDCF	76	EVGE10LREDCF	82	EW30SOMD71	75
EL22LOMDCF	76	ET10SOMDCF	76	EVGE10SMEDCF	87	EW30SOMDCF	75
EL25SOMD71	76	ET12LOMD71	76	EVGE12LMEDCF	87	EW35LOMD71	75
EL25SOMDCF	76	ET12LOMDCF	76	EVGE12LR1/2EDCF	82	EW35LOMDCF	75
EL28LOMD71	76	ET12SOMD71	76	EVGE12LR1/4EDCF	82	EW38SOMD71	75
EL28LOMDCF	76	ET12LOMDCF	76	EVGE12LRED71	82	EW38SOMDCF	75
EL30SOMD71	76	ET14SOMDCF	76	EVGE12LREDCF	82	EW42LOMD71	75
EL30SOMDCF	76	ET15LOMD71	76	EVGE12SMEDCF	87	EW42LOMDCF	75
EL35LOMD71	76	ET15LOMDCF	76	EVGE12SR1/2EDCF	82		
EL35LOMDCF	76	ET16SOMD71	76	EVGE12SREDCF	82	F1...FU	
EL38SOMD71	76	ET16SOMDCF	76	EVGE14SREDCF	82	F1200S	215
EL38SOMDCF	76	ET18LOMD71	76	EVGE15LMEDCF	87	F1600S	215
EL42LOMD71	76	ET18LOMDCF	76	EVGE15LREDCF	82	F3BMB10-1/4	243
EL42LOMDCF	76	ET20SOMD71	76	EVGE15LRED71	82	F3BMB10-3/8	243
ELA1/4EDCF	220	ET20SOMDCF	76	EVGE15LREDCF	82	F3BMB12-1/2	243
EM 10.P	430	ET22LOMD71	76	EVGE16SMEDCF	87	F3BMB12-3/8	243
EMA1/1/2CF	439	ET22LOMDCF	76	EVGE16SR3/4EDCF	82	F3BMB14-1/2	243
EMA1/1/4CF	439	ET25SOMD71	76	EVGE16SREDCF	82	F3BMB14-3/8	243
EMA1/10X1CF	439	ET25SOMDCF	76	EVGE18LMEDCF	87	F3BMB16-1/2	243
EMA1/10X1ORCF	439	ET28LOMD71	76	EVGE18LRED71	82	F3BMB16-3/8	243
EMA1/14X1.5CF	439	ET28LOMDCF	76	EVGE18LREDCF	82	F3BMB18-1/2	243
EMA1/3/8CF	439	ET30SOMD71	76	EVGE20SMEDCF	87	F3BMB20-3/4	243
EMA3/1/2CF	440	ET30SOMDCF	76	EVGE20SREDCF	82	F3BMB22-3/4	243
EMA3/1/2EDCF	440	ET35LOMDCF	76	EVGE22LMEDCF	87	F3BMB4-1/8	243
EMA3/1/4CF	440	ET38SOMD71	76	EVGE22LREDCF	82	F3BMB6-1/4	243
EMA3/1/4EDCF	440	ET38SOMDCF	76	EVGE25SMEDCF	87	F3BMB6-1/8	243
EMA3/1/8CF	440	ET42LOMDCF	76	EVGE25SREDCF	82	F3BMB8-1/4	243
EMA3/1/8EDCF	440	ETM10-316	386	EVGE28LMEDCF	87	F3BMB8-1/8	243
EMA3/10X1CF	440	ETM12-316	386	EVGE28LRED71	82	F400S	215
EMA3/10X1EDCF	440	ETM6-316	386	EVGE28LREDCF	82	F600S	215
EMA3/10X1ORCF	440	EV06LOMDCF	75	EVGE30SMEDCF	87	F800S	215
EMA3/12X1.5CF	440	EV06SOMDCF	75	EVGE30SREDCF	82	FEM-1001-20FB	170
EMA3/12X1.5EDCF	440	EV08LOMD71	75	EVGE35LREDCF	82	FEM-1002-20FB	170
EMA3/14X1.5CF	440	EV08LOMDCF	75	EVGE38SREDCF	82	FEM-251-4FB	170
EMA3/14X1.5EDCF	440	EV08SOMDCF	75	EVGE42LRED71	82	FEM-252-4FB	170
EMA3/14X1.5ISOCF	440	EV10LOMD71	75	EVGE42LREDCF	82	FEM-371-6FB	170
EMA3/16X1.5CF	440	EV10LOMDCF	75	EW06LOMD71	75	FEM-371-8FB	170
EMA3/3/8CF	440	EV10SOMDCF	75	EW06LOMDCF	75	FEM-372-6FB	170
EMA3/3/8EDCF	440	EV12LOMD71	75	EW06SOMD71	75	FEM-372-8FB	170
EMA3/8X1ORCF	440	EV12LOMDCF	75	EW06SOMDCF	75	FEM-501-12FB	170
EOKARRYMAT	433	EV12SOMDCF	75	EW08 00 99	349	FEM-501-8FB	170
ESV06LX	142	EV15LOMDCF	75	EW08LOMD71	75	FEM-502-12FB	170
ESV06SX	142	EV16SOMDCF	75	EW08LOMDCF	75	FEM-502-8FB	170
ESV08LX	142	EV18LOMD71	75	EW08SOMD71	75	FEM-621-12FB	170
ESV08SX	142	EV18LOMDCF	75	EW08SOMDCF	75	FEM-622-12FB	170
ESV10LX	142	EV20SOMD71	75	EW10LOMD71	75	FEM-751-16FB	170
ESV10SX	142	EV20SOMDCF	75	EW10LOMDCF	75	FEM-752-16FB	170
ESV12LX	142	EV22LOMD71	75	EW10SOMD71	75	FF02/05	334
ESV12SX	142	EV22LOMDCF	75	EW10SOMDCF	75	FF02/10	334
ESV14SX	142	EV25SOMDCF	75	EW12LOMD71	75	FF03/05	334
ESV15LX	142	EV28LOMD71	75	EW12LOMDCF	75	FF03/10	334
ESV16SX	142	EV28LOMDCF	75	EW12SOMD71	75	FF04/10	334
				EW12SOMDCF	75	FF04/20	334

Alphanumeric Index

FF05/20	334	FHS38CFX	161	FS-F-38	415	G4BMB18-1/2	243
FF05/25	334	FHS62CFX	161	FS-F-40	415	G4BMB4-1/8	243
FF07/25	334	FHS63CFX	161	FS-F-48	415	G4BMB6-1/4	243
FF07/30	334	FHS64CFX	161	FTL4	242	G4BMB6-1/8	243
FF10/30	334	FHS65/12CFX	161	FTL6	242	G4BMB8-1/4	243
FF10010 C.	171	FHS65CFX	161	FTL8	242	G4BMB8-1/8	243
FF10010-125C	171	FHS66CFX	161	FTL8-4	242	GAI06L1/8NPTCFX	94
FF10016	172	FHS68CFX	161	FTL8-6	242	GAI06LMCFX	93
FF10020 C.	171	FL69121	452	FUS32CFX	161	GAI06LR1/4CFX	93
FF10020-125C	171	FL69123	452	FUS33CFX	161	GAI06LRCFX	93
FF10020-150C	171	FL69221	452	FUS34CFX	161	GAI06SMCFX	93
FF10021 C.	171	FL69223	452	FUS35/10CFX	161	GAI08L1/4NPTCFX	94
FF10021-125C	171	FL69321	452	FUS35CFX	161	GAI08LMCFX	93
FF10026	172	FL69323	452	FUS38CFX	161	GAI08LR3/8CFX	93
FF15/30	334	FM06L71	105	FUS63CFX	161	GAI08LRCFX	93
FF20/30	334	FM06LCF	105	FUS64CFX	161	GAI08SMCFX	93
FF2510	171	FM06S71	105	FUS65CFX	161	GAI08SRCFX	93
FF2510-38	171	FM06SCF	105	FUS66CFX	161	GAI10LMCFX	93
FF2516	172	FM08L71	105	FUS68CFX	161	GAI10LR3/8CFX	93
FF2520	171	FM08LCF	105	G0...GZ		GAI10LRCFX	93
FF2520-38	171	FM08S71	105	G06L71X	70	GAI10SMCFX	93
FF2521	171	FM08SCF	105	G06LCFX	70	GAI10SRCFX	93
FF2521-38	171	FM10L71	105	G06S71X	70	GAI12LMCFX	93
FF2526	172	FM10LCF	105	G06SCFX	70	GAI12LR1/2CFX	93
FF30/30	334	FM10S71	105	G08L71X	70	GAI12LRCFX	93
FF30/50	334	FM10SCF	105	G08LCFX	70	GAI12SMCFX	93
FF3810	171	FM12L71	105	G08S71X	70	GAI12SR1/2CFX	93
FF3810-50	171	FM12LCF	105	G08SCFX	70	GAI12SRCFX	93
FF3816	172	FM12S71	105	G10L71X	70	GAI14SMCFX	93
FF3820	171	FM12SCF	105	G10LCFX	70	GAI14SRCFX	93
FF3820-50	171	FM14S71	105	G10S71X	70	GAI15LMCFX	93
FF3821	171	FM14SCF	105	G10SCFX	70	GAI15LRCFX	93
FF3821-50	171	FM15L71	105	G12L71X	70	GAI16SMCFX	93
FF3826	172	FM15LCF	105	G12LCFX	70	GAI16SRCFX	93
FF5010 C.	171	FM16S71	105	G12S71X	70	GAI18LMCFX	93
FF5010 CE.	172	FM16SCF	105	G12SCFX	70	GAI18LR3/8CFX	93
FF5010-75C	171	FM18L71	105	G14S71X	70	GAI18LRCFX	93
FF5016	172	FM18LCF	105	G14SCFX	70	GAI20SRCFX	93
FF5020 C.	171	FM20S71	105	G15L71X	70	GAI22LMCFX	93
FF5020-75C	171	FM20SCF	105	G15LCFX	70	GAI22LRCFX	93
FF5021 C.	171	FM22L71	105	G16S71X	70	GAI25SRCFX	93
FF5021 CE.	172	FM22LCF	105	G16SCFX	70	GAI28LMCFX	93
FF5021-75C	171	FM25S71	105	G18L71X	70	GAI28LRCFX	93
FF5026	172	FM25SCF	105	G18LCFX	70	GAI30SRCFX	93
FF7510 C.	171	FM28L71	105	G20S71X	70	GAI35LMCFX	93
FF7510 CE.	172	FM28LCF	105	G20SCFX	70	GAI35LRCFX	93
FF7510-100C	171	FM2DDKV	214	G22L71X	70	GAI38SRCFX	93
FF7510-100CE	172	FM2DDSV	214	G22LCFX	70	GAI42LMCFX	93
FF7516	172	FM30S71	105	G25S71X	70	GAI42LRCFX	93
FF7520 C.	171	FM30SCF	105	G25SCFX	70	GAUGE SET	387
FF7520-100C	171	FM35L71	105	G28L71X	70	GE04LLMCFX	89
FF7521 C.	171	FM35LCF	105	G28LCFX	70	GE06L1/2NPTCFX	91
FF7521 CE.	172	FM38S71	105	G30S71X	70	GE06L1/4NPTCFX	91
FF7521-100C	171	FM38SCF	105	G30SCFX	70	GE06L1/8NPTCFX	91
FF7521-100CE	172	FM42L71	105	G35L71X	70	GE06LLMCFX	89
FF7526	172	FM42LCF	105	G35LCFX	70	GE06LMEDOMD71	86
FHS310CFX	161	FS-F-10	415	G38S71X	70	GE06LMEDOMDCF	86
FHS312CFX	161	FS-F-11	415	G38SCFX	70	GE06LR1/2EDOMDCF	79
FHS314CFX	161	FS-F-12	415	G42L71X	70	GE06LR1/4EDOMD71	79
FHS32CFX	161	FS-F-14	415	G42LCFX	70	GE06LR1/4EDOMDCF	79
FHS33CFX	161	FS-F-16	415	G4BMB10-1/4	243	GE06LR1/4KEGCFX	85
FHS34CFX	161	FS-F-18	415	G4BMB10-3/8	243	GE06LR1/8KEGCFX	85
FHS35/10CFX	161	FS-F-20	415	G4BMB12-1/2	243	GE06LR3/8EDOMDCF	79
FHS35/12CFX	161	FS-F-22	415	G4BMB12-3/8	243	GE06LREDOMD71	79
FHS35CFX	161	FS-F-24	415	G4BMB14-1/2	243	GE06LREDOMDCF	79
FHS36CFX	161	FS-F-28	415	G4BMB14-3/8	243	GE06S1/2NPTCFX	91
FHS38/12CFX	161	FS-F-32	415	G4BMB16-1/2	243	GE06S1/4NPTCFX	91

Alphanumeric Index

GE06SMEDOMDCF	86	GE12LM18X1.5EDOMDCF	86	GE18LMEDOMD71	86	GE30SMEDOMDCF	86
GE06SR1/2EDOMDCF	80	GE12LM22X1.5EDOMDCF	86	GE18LMEDOMDCF	86	GE30SR1/2EDOMDCF	80
GE06SR1/8EDOMDCF	80	GE12LMEDOMD71	86	GE18LR1/2KEGCFX	85	GE30SR1EDOMDCF	80
GE06SR3/8EDOMDCF	80	GE12LMEDOMDCF	86	GE18LR3/4EDOMD71	79	GE30SREDOMD71	80
GE06SREDOMDCF	79	GE12LR1/2EDOMD71	79	GE18LR3/4EDOMDCF	79	GE30SREDOMDCF	80
GE08L1/2NPPTCFX	91	GE12LR1/2EDOMDCF	79	GE18LR3/8EDOMD71	79	GE35L11/4NPPTCFX	91
GE08L1/4NPPTCFX	91	GE12LR1/2KEGCFX	79	GE18LR3/8EDOMDCF	79	GE35L15/16UNOMDCF	90
GE08L1/8NPPTCFX	91	GE12LR1/4EDOMD71	85	GE18LREDOMD71	79	GE35L15/8UNOMDCF	90
GE08L3/8NPPTCFX	91	GE12LR1/4EDOMDCF	79	GE18LREDOMDCF	79	GE35LMEDOMDCF	86
GE08L7/16UNFOMDCF	90	GE12LR1/4KEGCFX	79	GE20S1/2NPPTCFX	91	GE35LR11/2EDOMDCF	79
GE08LLMCFX	89	GE12LR3/4EDOMDCF	85	GE20S11/16UNOMDCF	90	GE35LR11/4KEGCFX	85
GE08LMEDOMD71	86	GE12LR3/8KEGCFX	85	GE20S3/4NPPTCFX	91	GE35LR1EDOMDCF	79
GE08LMEDOMDCF	86	GE12LREDOMD71	79	GE20S3/4UNFOMDCF	90	GE35LREDOMD71	79
GE08LR1/2EDOMD71	79	GE12LREDOMDCF	79	GE20S7/8UNFOMDCF	90	GE35LREDOMDCF	79
GE08LR1/2EDOMDCF	79	GE12S1/2NPPTCFX	91	GE20SMEDOMDCF	86	GE38S11/2NPPTCFX	91
GE08LR1/4KEGCFX	85	GE12S1/4NPPTCFX	91	GE20SR1/2EDOMD71	80	GE38S15/8UNOMDCF	90
GE08LR1/8EDOMD71	79	GE12S3/4UNFOMDCF	90	GE20SR1/2EDOMDCF	80	GE38SMEDOMD71	86
GE08LR1/8EDOMDCF	79	GE12S3/8NPPTCFX	91	GE20SR1/4EDOMDCF	80	GE38SMEDOMDCF	86
GE08LR3/8EDOMDCF	79	GE12S9/16UNFOMDCF	90	GE20SR1EDOMD71	80	GE38SR11/4EDOMD71	80
GE08LREDOMD71	79	GE12SM22X1.5EDOMDCF	86	GE20SR1EDOMDCF	80	GE38SR11/4EDOMDCF	80
GE08LREDOMDCF	79	GE12SMEDOMD71	86	GE20SR1EDOMD71	80	GE38SREDOMD71	80
GE08S3/8NPPTCFX	91	GE12SMEDOMDCF	86	GE20SREDOMDCF	80	GE38SREDOMDCF	80
GE08S7/16UNFOMDCF	90	GE12SR1/2EDOMD71	80	GE22L1/2NPPTCFX	91	GE42L11/2NPPTCFX	91
GE08SMEDOMD71	86	GE12SR1/2EDOMDCF	80	GE22L11/16UNOMDCF	90	GE42L11/4NPPTCFX	91
GE08SMEDOMDCF	86	GE12SR1/4EDOMD71	80	GE22L15/16UNOMDCF	90	GE42L15/8UNOMDCF	90
GE08SR1/2EDOMDCF	80	GE12SR1/4EDOMDCF	80	GE22L1NPPTCFX	91	GE42LMEDOMDCF	86
GE08SR3/8EDOMDCF	80	GE12SREDOMD71	80	GE22L3/4NPPTCFX	91	GE42LR11/2KEGCFX	85
GE08SREDOMD71	80	GE12SREDOMDCF	80	GE22L7/8UNFOMDCF	90	GE42LR11/4EDOMDCF	79
GE08SREDOMDCF	80	GE14S1/2NPPTCFX	91	GE22LM22X1.5EDOMDCF	86	GE42LR1EDOMDCF	79
GE10L1/2NPPTCFX	91	GE14SMEDOMDCF	86	GE22LMEDOMDCF	86	GE42LREDOMD71	79
GE10L1/4NPPTCFX	91	GE14SR3/4EDOMDCF	80	GE22LR1/2EDOMD71	79	GE42LREDOMDCF	79
GE10L1/8NPPTCFX	91	GE14SR3/8EDOMDCF	80	GE22LR1/2EDOMDCF	79	GE006LMOMDCF	89
GE10L3/8NPPTCFX	91	GE14SREDOMD71	80	GE22LR1EDOMD71	79	GE006SOMDCF	89
GE10L7/16UNFOMDCF	90	GE14SREDOMDCF	80	GE22LR1EDOMDCF	79	GE008LMOMDCF	89
GE10LM12X1.5EDOMDCF	86	GE15L1/2NPPTCFX	91	GE22L7/8UNFOMDCF	85	GE008SMOMDCF	89
GE10LM16X1.5EDOMDCF	86	GE15L3/4NPPTCFX	91	GE22LREDOMD71	79	GE010LMOMDCF	89
GE10LM18X1.5EDOMDCF	86	GE15L3/4UNFOMDCF	90	GE22LREDOMDCF	79	GE012LMOMDCF	89
GE10LM22X1.5EDOMDCF	86	GE15L7/8UNFOMDCF	90	GE25S11/16UNOMDCF	90	GE012SMOMDCF	89
GE10LMEDOMD71	86	GE15LM16X1.5EDOMDCF	86	GE25S15/16UNOMDCF	90	GE015LMOMDCF	89
GE10LMEDOMDCF	86	GE15LM22X1.5EDOMD71	86	GE25S1NPPTCFX	91	GE016SMOMDCF	89
GE10LR1/2EDOMD71	79	GE15LM22X1.5EDOMDCF	86	GE25S3/4NPPTCFX	91	GE018LMOMDCF	89
GE10LR1/2EDOMDCF	79	GE15LMEDOMDCF	86	GE25SMEDOMD71	86	GEO20SMOMDCF	89
GE10LR1/4KEGCFX	85	GE15LR1/2KEGCFX	85	GE25SMEDOMDCF	86	GEO25SMOMDCF	89
GE10LR1/8EDOMD71	79	GE15LR3/4EDOMDCF	79	GE25SR1/2EDOMD71	80	GE028LMOMDCF	89
GE10LR1/8EDOMDCF	79	GE15LR3/8EDOMD71	79	GE25SR1/2EDOMDCF	80	GE035LMOMDCF	89
GE10LR3/8EDOMD71	79	GE15LR3/8EDOMDCF	79	GE25SR11/4EDOMDCF	80	GEO38SMOMDCF	89
GE10LR3/8EDOMDCF	79	GE15LR3/8KEGCFX	85	GE25SR11/4EDOMDCF	80	GE042LMOMDCF	89
GE10LREDOMD71	79	GE15LREDOMD71	79	GE25SR3/4EDOMD71	80	GFS33/20SCFX	162
GE10LREDOMDCF	79	GE15LREDOMDCF	79	GE25SR3/4EDOMDCF	80	GFS33/25SCFX	162
GE10S1/2NPPTCFX	91	GE16S1/2NPPTCFX	91	GE25SREDOMD71	80	GFS33/25SOMDCF	162
GE10S3/8NPPTCFX	91	GE16S3/4NPPTCFX	91	GE25SREDOMDCF	80	GFS34/25SCFX	162
GE10S9/16UNFOMDCF	90	GE16S3/4UNFOMDCF	90	GE25SREDOMDCF	80	GFS34/28LCFX	162
GE10SMEDOMDCF	86	GE16S7/8UNFOMDCF	90	GE28L11/16UNOMDCF	90	GFS34/28LOMDCF	162
GE10SR1/2EDOMD71	80	GE16SM18X1.5EDOMDCF	86	GE28L1NPPTCFX	91	GFS35/35LCFX	162
GE10SR1/2EDOMDCF	80	GE16SMEDOMD71	86	GE28L3/4NPPTCFX	91	GFS35/35LOMDCF	162
GE10SR1/4EDOMD71	80	GE16SMEDOMDCF	86	GE28LMEDOMDCF	86	GFS35/38SCFX	162
GE10SR1/4EDOMDCF	80	GE16SR3/4EDOMD71	80	GE28LR11/4EDOMD71	79	GFS35/38SOMDCF	162
GE10SREDOMD71	80	GE16SR3/4EDOMDCF	80	GE28LR11/4EDOMDCF	79	GFS36/35LCFX	162
GE10SREDOMDCF	80	GE16SR3/8EDOMD71	80	GE28LR1KEGCFX	85	GFS36/35LOMDCF	162
GE12L1/2NPPTCFX	91	GE16SR3/8EDOMDCF	80	GE28LR3/4EDOMD71	79	GFS36/42LCFX	162
GE12L1/4NPPTCFX	91	GE16SREDOMD71	80	GE28LR3/4EDOMDCF	79	GFS36/42LOMDCF	162
GE12L1/8NPPTCFX	91	GE16SREDOMDCF	80	GE28LR71	79	GFS62/16SCFX	162
GE12L3/4UNFOMDCF	90	GE18L1/2NPPTCFX	91	GE28LREDOMDCF	79	GFS36/16SOMDCF	162
GE12L3/8NPPTCFX	91	GE18L3/4UNFOMDCF	90	GE30S11/4NPPTCFX	91	GFS63/20SCFX	162
GE12L7/8UNFOMDCF	90	GE18L7/8UNFOMDCF	90	GE30S15/16UNOMDCF	90	GFS63/20SOMDCF	162
GE12L9/16UNFOMDCF	90	GE18LM18X1.5EDOMD71	86	GE30S15/8UNOMDCF	90	GFS63/20SOMDCF	162
GE12LM14X1.5EDOMDCF	86	GE18LM18X1.5EDOMDCF	86	GE30S1NPPTCFX	91		

Alphanumeric Index

GFS63/25SCFX	162	GR20/12SCFX	72	GZR22/15LCF	78	H896137	164
GFS63/25SOMDCF	162	GR20/16SCFX	72	GZR22/18LCF	78	H905375-GB	455
GFS63/30SCFX	162	GR22/12LCFX	72	GZR22L/20SCF	78	HBMB10	245
GFS63/30SOMDCF	162	GR22/15LCFX	72	GZR25/16SCF	78	HBMB12	245
GFS64/25SCFX	162	GR22/18LCFX	72	GZR25/20SCF	78	HBMB14	245
GFS64/25SOMDCF	162	GR25/16SCFX	72	GZR25S/22LCF	78	HBMB16	245
GFS64/30SCFX	162	GR25/20SCFX	72	GZR28/15LCF	78	HBMB18	245
GFS64/30SOMDCF	162	GR28/18LCFX	72	GZR28/18LCF	78	HBMB20	245
GFS65/30SCFX	162	GR28/22LCFX	72	GZR28/22LCF	78	HBMB22	245
GFS65/30SOMDCF	162	GR30/20SCFX	72	GZR28L/25SCF	78	HBMB4	245
GFS65/38SCFX	162	GR30/25SCFX	72	GZR30/16SCF	78	HBMB6	245
GFS65/38SOMDCF	162	GR35/22LCFX	72	GZR30/20SCF	78	HBMB8	245
GFS66/38SCFX	162	GR35/28LCFX	72	GZR30/25SCF	78	HC6300FKS13H	203
GFS66/38SOMDCF	162	GR38/30SCFX	72	GZR30S/28LCF	78	HC6300FKS16H	203
GHP04X	433	GR42/35LCFX	72	GZR35/18LCF	78	HC6300FKS26H	203
GHP06X	433	GT4E110Q1EUR	460	GZR35/22LCF	78	HC6300FKS8H	203
GHP08X	433	GT4E110Q1UK	460	GZR35/28LCF	78	HC6300FKT13H	203
GHP10X	433	GZ06LCF	77	GZR35L/30SCF	78	HC6300FKT16H	203
GHP12X	433	GZ06SCF	77	GZR38/20SCF	78	HC6300FKT26H	203
GHP14X	433	GZ08LCF	77	GZR38/25SCF	78	HC6300FKT8H	203
GHP15X	433	GZ08SCF	77	GZR38/30SCF	78	HC6400FKS13H	200
GHP16X	433	GZ10LCF	77	GZR38S/35LCF	78	HC6400FKS16H	200
GHP18X	433	GZ10SCF	77	GZR42/22LCF	78	HC6400FKS26H	200
GHP20X	433	GZ12LCF	77	GZR42/28LCF	78	HC6400FKS8H	203
GHP22X	433	GZ12SCF	77	GZR42/35LCF	78	HC6400FKT13H	200
GHP25X	433	GZ14SCF	77	GZR42L/38SCF	78	HC6400FKT16H	200
GHP28X	433	GZ15LCF	77	H2...HS		HC6400FKT26H	200
GHP30X	433	GZ16SCF	77	H2-62	168	HC6400FKT8H	203
GHP35X	433	GZ18LCF	77	H2-62-BSPP	168	HC6500FKS13H	200
GHP38X	433	GZ20SCF	77	H2-63	168	HC6500FKS16H	201
GHP42X	433	GZ22LCF	77	H2-63-BSPP	168	HC6500FKS26H	201
GM06LCFX	100	GZ25SCF	77	H2-65	169	HC6500FKS8H	204
GM08LCFX	100	GZ28LCF	77	H2-65M	169	HC6500FKT13H	200
GM10LCFX	100	GZ30SCF	77	H2-66	169	HC6500FKT16H	201
GM12LCFX	100	GZ35LCF	77	H2-66M	169	HC6500FKT26H	201
GM12SCFX	100	GZ38SCF	77	H3-62	168	HC6500FKT8H	204
GM15LCFX	100	GZ42LCF	77	H3-62-BSPP	168	HC8200FKS13H	203
GM16SCFX	100	GZR06L/06SCF	78	H3-63	168	HC8200FKS16H	203
GM18LCFX	100	GZR08/06LCF	78	H3-63-BSPP	168	HC8200FKS8H	203
GM22LCFX	100	GZR08/06SCF	78	H3-65	169	HC8200FKT13H	203
GM28LCFX	100	GZR08L/08SCF	78	H3-65M	169	HC8200FKT16H	203
GM30SCFX	100	GZR10/06LCF	78	H3-66	169	HC8200FKT8H	203
GM35LCFX	100	GZR10/06SCF	78	H3-66M	169	HC8300FKN16H	204
GM42LCFX	100	GZR10/08LCF	78	H4-62	168	HC8300FKN39H	202
GR08/06LCFX	72	GZR10/08SCF	78	H4-62-BSPP	168	HC8300FKN8H	201
GR08/06SCFX	72	GZR10L/10SCF	78	H4-63	168	HC8300FKP16H	204
GR10/06LCFX	72	GZR12/06LCF	78	H4-63-BSPP	168	HC8300FKP39H	202
GR10/06SCFX	72	GZR12/06SCF	78	H4-65	169	HC8300FKP8H	201
GR10/08LCFX	72	GZR12/08LCF	78	H4-65M	169	HC8300FKS16H	204
GR10/08SCFX	72	GZR12/08SCF	78	H4-66	169	HC8300FKS21H	203
GR12/06LCFX	72	GZR12/10LCF	78	H4-66M	169	HC8300FKS26H	203
GR12/06SCFX	72	GZR12/10SCF	78	H6-62	168	HC8300FKS39H	202
GR12/08LCFX	72	GZR12L/12SCF	78	H6-62-BSPP	168	HC8300FKS8H	201
GR12/08SCFX	72	GZR15/08LCF	78	H6-63	168	HC8300FKT16H	202
GR12/10LCFX	72	GZR15/10LCF	78	H6-63-BSPP	168	HC8300FKT21H	203
GR12/10SCFX	72	GZR15/12LCF	78	H6-65	169	HC8300FKT26H	203
GR14/10SCFX	72	GZR16/10SCF	78	H6-65M	169	HC8300FKT39H	202
GR14/12SCFX	72	GZR16/12SCF	78	H6-66	169	HC8300FKT8H	201
GR15/10LCFX	72	GZR16S/15LCF	78	H6-66M	169	HC8304FKS16H	203
GR15/12LCFX	72	GZR18/10LCF	78	H8-62	168	HC8304FKS39H	203
GR16/10SCFX	72	GZR18/12LCF	78	H8-62-BSPP	168	HC8304FKT16H	203
GR16/12SCFX	72	GZR18/15LCF	78	H8-63	168	HC8304FKT39H	203
GR16/14SCFX	72	GZR18L/16SCF	78	H8-63-BSPP	168	HC8314FKS16H	203
GR18/10LCFX	72	GZR20/12SCF	78	H8-65	169	HC8314FKS39H	203
GR18/12LCFX	72	GZR20/16SCF	78	H8-65M	169	HC8314FKT16H	203
GR18/15LCFX	72	GZR20S/18LCF	78	H8-66	169	HC8314FKT39H	203
GR20/10SCFX	72	GZR22/12LCF	78	H8-66M	169	HC8400FKS16H	203

Alphanumeric Index

HC8400FKS26H.....	202	HC9600FKN16H.....	201	HC9800FKP8H.....	202	HP0653A25VN.....	194
HC8400FKS39H.....	202	HC9600FKN4H.....	201	HC9800FKS13H.....	203	HP0653M10VH.....	197
HC8400FKS8H.....	203	HC9600FKN8H.....	201	HC9800FKS4H.....	202	HP0653M10VN.....	195
HC8400FKT16H.....	203	HC9600FKP13H.....	201	HC9800FKS8H.....	202	HP0653M25VH.....	197
HC8400FKT26H.....	202	HC9600FKP16H.....	201	HC9800FKT13H.....	203	HP0653M25VN.....	195
HC8400FKT39H.....	202	HC9600FKP4H.....	204	HC9800FKT4H.....	202	HP0653P10VN.....	195
HC8400FKT8H.....	203	HC9600FKP8H.....	204	HC9800FKT8H.....	202	HP0653P25VN.....	195
HC8500FKS13H.....	201	HC9600FKS13H.....	201	HC9801FKP13H.....	204	HP1010 4131.....	173
HC8500FKS26H.....	201	HC9600FKS16H.....	201	HC9801FKP4H.....	203	HP1010 4132.....	173
HC8500FKS8H.....	201	HC9600FKS4H.....	204	HC9801FKP8H.....	203	HP1020 413.....	173
HC8500FKT13H.....	201	HC9600FKS8H.....	204	HC9801FKS13H.....	204	HP1351A10VH.....	196
HC8500FKT26H.....	201	HC9600FKT13H.....	202	HC9801FKS4H.....	204	HP1351A10VN.....	194
HC8500FKT8H.....	201	HC9600FKT16H.....	202	HC9801FKS8H.....	204	HP1351A25VH.....	196
HC8700FKS4H.....	204	HC9600FKT4H.....	204	HC9801FKT13H.....	204	HP1351A25VN.....	194
HC8700FKS8H.....	204	HC9600FKT8H.....	204	HC9801FKT4H.....	203	HP1351M10VH.....	197
HC8700FKT4H.....	204	HC9601FKN8H.....	203	HC9801FKT8H.....	203	HP1351M10VN.....	195
HC8700FKT8H.....	204	HC9601FKP13H.....	201	HC9801FKT8Z.....	201	HP1351M25VH.....	197
HC8800FKS13H.....	202	HC9601FKP16H.....	201	HC9801FKT13H.....	201	HP1351M25VN.....	195
HC8800FKS16H.....	202	HC9601FKP4H.....	201	HC9901FKT26H.....	201	HP1351P10VN.....	195
HC8800FKS8H.....	202	HC9601FKP8H.....	201	HC9901FKT39H.....	201	HP1351P25VN.....	195
HC8800FKT13H.....	202	HC9601FKS13H.....	203	HG-075.....	414	HP1352A10VH.....	196
HC8800FKT16H.....	202	HC9601FKS16H.....	203	HG-100.....	414	HP1352A10VN.....	194
HC8800FKT8H.....	202	HC9601FKS4H.....	203	HG-125.....	414	HP1352A25VH.....	196
HC8900FKN13H.....	202	HC9601FKS8H.....	203	HG-150.....	414	HP1352A25VN.....	194
HC8900FKN16H.....	202	HC9601FKT13H.....	201	HG-200.....	414	HP1352M10VH.....	197
HC8900FKN26H.....	202	HC9601FKT16H.....	201	HG-350.....	414	HP1352M10VN.....	196
HC8900FKN39H.....	203	HC9601FKT4H.....	201	HG-DN2.....	56	HP1352M25VH.....	197
HC8900FKN8H.....	202	HC9601FKT8H.....	201	HGVS8.....	392	HP1352M25VN.....	196
HC8900FKP13H.....	202	HC9604FKP8H.....	204	HLS2V.....	392	HP1352P10VN.....	195
HC8900FKP16H.....	202	HC9604FKS13H.....	204	HNV54FF.....	391	HP1352P25VN.....	195
HC8900FKP26H.....	202	HC9604FKS16H.....	204	HNV58FF.....	391	HP1353A10VH.....	196
HC8900FKP39H.....	203	HC9604FKS4H.....	204	HOZE-OIL.....	164	HP1353A10VN.....	194
HC8900FKP8H.....	202	HC9604FKS8H.....	204	HP0371A10VN.....	194	HP1353A25VH.....	196
HC8900FKS13H.....	202	HC9604FKT13H.....	204	HP0371A25VN.....	194	HP1353A25VN.....	194
HC8900FKS16H.....	202	HC9604FKT16H.....	204	HP0371M10VH.....	195	HP1353M10VH.....	197
HC8900FKS26H.....	202	HC9604FKT4H.....	204	HP0371M25VN.....	195	HP1353M10VN.....	196
HC8900FKS39H.....	203	HC9604FKT8H.....	204	HP0371P10VN.....	195	HP1353M25VH.....	197
HC8900FKS8H.....	202	HC9650FKN13H.....	204	HP0371P25VN.....	195	HP1353M25VN.....	196
HC8900FKT13H.....	202	HC9650FKN16H.....	201	HP0372A10VN.....	194	HP1353P10VN.....	195
HC8900FKT16H.....	202	HC9650FKN8H.....	201	HP0372A25VN.....	194	HP1353P25VN.....	195
HC8900FKT26H.....	202	HC9650FKP16H.....	201	HP0372M10VN.....	195	HP1510 4131.....	173
HC8900FKT39H.....	203	HC9650FKP8H.....	201	HP0372M25VN.....	195	HP1510 4132.....	173
HC8900FKT8H.....	202	HC9650FKS13H.....	204	HP0372P10VN.....	195	HP1520 413.....	173
HC8904FKN39H.....	204	HC9650FKS16H.....	201	HP0372P25VN.....	195	HP16.....	173
HC8904FKS39H.....	204	HC9650FKS4H.....	204	HP0651A10VH.....	196	HP26.....	173
HC8904FKS39H.....	204	HC9650FKS8H.....	201	HP0651A10VN.....	194	HP3201A10VH.....	196
HC8904FKT39H.....	204	HC9650FKT13H.....	204	HP0651A25VH.....	196	HP3201A10VN.....	194
HC9020FKN4H.....	202	HC9650FKT16H.....	203	HP0651A25VN.....	194	HP3201A25VH.....	196
HC9020FKN8H.....	202	HC9650FKT4H.....	204	HP0651M10VH.....	196	HP3201A25VN.....	194
HC9020FKP4H.....	201	HC9650FKT8H.....	203	HP0651M10VN.....	195	HP3201M10VH.....	197
HC9020FKP8H.....	201	HC9651FKP16H.....	201	HP0651M25VH.....	197	HP3201M10VN.....	196
HC9020FKS4H.....	201	HC9651FKP8H.....	201	HP0651M25VN.....	195	HP3201M25VH.....	197
HC9020FKS8H.....	201	HC9651FKS16H.....	204	HP0651P10VN.....	195	HP3201M25VN.....	196
HC9020FKT4H.....	204	HC9651FKS8H.....	204	HP0651P25VN.....	195	HP3201P10VN.....	195
HC9020FKT8H.....	204	HC9652A10VH.....	201	HP0652A10VH.....	196	HP3201P25VN.....	195
HC9021FKP4H.....	201	HC9651FKT8H.....	201	HP0652A10VN.....	194	HP3202A10VH.....	196
HC9021FKP8H.....	201	HC9700FKS18H.....	202	HP0652A25VH.....	196	HP3202A10VN.....	194
HC9021FKS4H.....	201	HC9700FKS27H.....	203	HP0652A25VN.....	194	HP3202A25VH.....	196
HC9021FKT4H.....	201	HC9700FKS9H.....	202	HP0652M10VH.....	197	HP3202A25VN.....	194
HC9021FKT8H.....	201	HC9700FKT18H.....	202	HP0652M10VN.....	195	HP3202M10VH.....	197
HC9400FKS13H.....	202	HC9700FKT27H.....	203	HP0652M25VH.....	197	HP3202M10VN.....	196
HC9400FKS26H.....	202	HC9700FKT9H.....	202	HP0652M25VN.....	195	HP3202M25VH.....	197
HC9400FKS39H.....	202	HC9800FKN13H.....	203	HP0652P10VN.....	195	HP3202M25VN.....	196
HC9400FKT13H.....	202	HC9800FKN4H.....	202	HP0652P25VN.....	195	HP3202P10VN.....	195
HC9400FKT26H.....	202	HC9800FKN8H.....	202	HP0653A10VH.....	196	HP3202P25VN.....	195
HC9400FKT39H.....	202	HC9800FKP13H.....	203	HP0653A10VN.....	194	HP3203A10VH.....	196
HC9600FKN13H.....	201	HC9800FKP4H.....	202	HP0653A25VH.....	196	HP3203A10VN.....	194

Alphanumeric Index

HP3203A25VH	196	HP5005P10VN	195	IH30871051/100	362	IH36242413/40	369
HP3203A25VN	194	HP5005P25VN	195	IH35033220/100	370	IH36242415/20	369
HP3203M10VH	197	HS-03	412	IH35033221/50	370	IH36351201/40	372
HP3203M10VN	196	HS-05	412	IH35033222/50	370	IH36351202/40	372
HP3203M25VH	197	HS-08	412	IH35033229/100	370	IH36351203/40	372
HP3203M25VN	196	HS-12	412	IH35033230/100	370	IH36351204/40	372
HP3203P10VN	195	IF...IS		IH35033231/100	370	IH36351250/40	372
HP3203P25VN	195	IF10010 RV	170	IH35033240/25	370	IH36351251/40	372
HP3204A10VH	196	IF10020 RV	170	IH35033241/25	370	IH36351253/40	372
HP3204A10VN	194	IF2510 RV	170	IH35033245/50	370	IH36351255/20	372
HP3204A25VH	196	IF2520 RV	170	IH35040010/100	376	IH363530099/40	360
HP3204A25VN	194	IF3810 RV	170	IH35040012/100	376	IH363530201/40	360
HP3204M10VH	197	IF3820 RV	170	IH35040014/100	376	IH363530202/40	360
HP3204M10VN	196	IF5010 RV	170	IH35040016/100	376	IH363530203/40	360
HP3204M25VH	197	IF5020 RV	170	IH35040114/100	376	IH363530204/40	360
HP3204M25VN	196	IF6310 RV	170	IH35040214/100	376	IH363530205/40	360
HP3204P10VN	195	IF6320 RV	170	IH35040260/100	376	IH363530206/40	360
HP3204P25VN	195	IF7510 RV	170	IH35040261/100	376	IH363530207/20	360
HP5001A10VH	196	IF7520 RV	170	IH35040268/100	376	IH363530208/20	360
HP5001A10VN	194	IH11001300/15-R90	362	IH35040270/100	376	IH363530209/20	360
HP5001A25VH	196	IH11001345/15-R90	362	IH35560020/50	371	IH363530211/20	360
HP5001A25VN	194	IH30315115/40	361	IH35560025/50	371	IH363531001/40	360
HP5001M10VH	197	IH30315116/40	361	IH35560040/50	371	IH363531002/40	360
HP5001M10VN	196	IH30351200/40	372	IH35560050/50	371	IH363531003/20	360
HP5001M25VH	197	IH30351201/40	372	IH35560060/50	371	IH363531004/40	360
HP5001M25VN	196	IH30351202/40	372	IH35560070/50	371	IH363531012/40	360
HP5001P10VN	195	IH30351203/40	372	IH35560080/50	371	IH363531019/20	360
HP5001P25VN	195	IH30351204/40	372	IH35560100/30	371	IH36811529/40	367
HP5002A10VH	196	IH30351251/40	372	IH35560120/30	371	IH36811530/40	367
HP5002A10VN	194	IH30351252/40	372	IH35560150/30	371	IH36811531/40	367
HP5002A25VH	196	IH30351253/40	372	IH35560200/15	371	IH36811532/40	367
HP5002A25VN	195	IH30351254/40	372	IH35562032/50	371	IH36811534/40	367
HP5002M10VH	197	IH30351255/40	372	IH35600025/50	365	IH36811535/40	367
HP5002M10VN	196	IH30351256/40	372	IH35600030/50	365	IH36811536/40	367
HP5002M25VH	197	IH30401107/100	364	IH35600040/50	365	IH36820202/40	368
HP5002M25VN	196	IH30401108/100	364	IH35600050/50	365	IH36820303/40	368
HP5002P10VN	195	IH30401111/100	364	IH35600080/50	365	IH36830095/40	366
HP5002P25VN	195	IH30412703/40	363	IH35600100/25	365	IH36830096/40	366
HP5003A10VH	196	IH30412707/40	363	IH35641012/30	369	IH36830097/40	366
HP5003A10VN	195	IH30412716/40	363	IH35641016/50	369	IH36830101/40	366
HP5003A25VH	196	IH30412803/40	363	IH35641019/50	369	IH36830102/40	366
HP5003A25VN	195	IH30412914/100	363	IH35641020/50	369	IH36830103/40	366
HP5003M10VH	197	IH30412915/100	363	IH35641025/50	369	IH36830104/40	366
HP5003M10VN	196	IH30413220/100	363	IH35641030/50	369	IH36830105/40	366
HP5003M25VH	197	IH30413221/40	363	IH35641032/50	369	IH36830106/40	366
HP5003M25VN	196	IH30413456/100	364	IH35641038/50	369	IH36830107/40	366
HP5003P10VN	195	IH30413457/100	364	IH35641040/50	369	IH36830108/40	366
HP5003P25VN	195	IH30413459/100	364	IH35641045/50	369	IH36830109/40	366
HP5004A10VH	196	IH30501001/100	360	IH35641050/50	369	IH36830110/40	366
HP5004A10VN	195	IH30501002/100	360	IH35641060/50	369	IH36830111/40	366
HP5004A25VH	196	IH30501003/100	360	IH35641075/50	369	IH36830112/40	366
HP5004A25VN	195	IH30501004/100	360	IH36211010/20	365	IH36830113/40	366
HP5004M10VH	197	IH30501006/80	360	IH36211050/10	365	IH36830114/40	366
HP5004M10VN	196	IH30501007/50	360	IH36214050/40	365	IH36830115/40	366
HP5004M25VH	197	IH30511002/100	360	IH36214052/40	365	IH36830116/20	366
HP5004M25VN	196	IH30511003/100	360	IH36214054/40	365	IH36830117/20	366
HP5004P10VN	195	IH30511004/100	360	IH36214058/40	365	IH36830118/20	366
HP5004P25VN	195	IH30832000/40	373	IH36214060/40	365	IH36830119/20	366
HP5005A10VH	196	IH30832001/40	373	IH36214064/20	365	IH36830120/20	366
HP5005A10VN	195	IH30832002/40	373	IH36214068/20	365	IH36831022/20	366
HP5005A25VH	196	IH30832003/40	373	IH36242401/40	369	IH36831023/40	366
HP5005A25VN	195	IH30832004/40	373	IH36242402/40	369	IH7092100200/40	374
HP5005M10VH	197	IH30832005/40	373	IH36242404/40	369	IH709250200/40	374
HP5005M10VN	196	IH30832006/40	373	IH36242405/40	369	IH709263200/40	374
HP5005M25VH	197	IH30871011/100	362	IH36242406/40	369	IH709275200/40	374
HP5005M25VN	196	IH30871031/100	362	IH36242408/40	369	IH7093100200/40	374
		IH30871041/100	362	IH36242410/40	369	IH7093100304/40	374

Alphanumeric Index

IH7093125204/40	374	K10SCFX	72	KH3/2-1/4X	219	M12LEODURX	104
IH7093150204/40	374	K12LCFX	72	KH3/2-1X	219	M12MSC1/2N-316	387
IH709325200/40	374	K12SCFX	72	KH3/2-3/4X	219	M12RUM6-316	386
IH709325300/100	374	K14SCFX	72	KH3/2-3/8X	219	M12SCFX	104
IH709331200/40	374	K15LCFX	72	KH3/471X	219	M12SEODURX	104
IH709331300/100	374	K16SCFX	72	KH3/4NPTX	219	M14-6F80HG5S	151
IH709338200/40	374	K18LCFX	72	KH3/4X	218	M14742	436
IH709338300/100	374	K20SCFX	72	KH3/871X	219	M14SCFX	104
IH709350200/40	374	K22LCFX	72	KH3/8NPTX	219	M14SEODURX	104
IH709350304/100	374	K25SCFX	72	KH3/8X	218	M15LCFX	104
IH709363200/40	374	K28LCFX	72	KH30SX	218	M15LEODURX	104
IH709363304/100	374	K35LCFX	72	KH35LX	218	M16742	437
IH709375200/40	374	K42LCFX	72	KH38S71X	218	M16-8F80HG5S	151
IH709375304/40	374	K4511SCR04B	317	KH38SX	218	M16SCFX	104
IH72190500/10	375	K4511SCR11B	317	KH42LX	218	M16SEODURX	104
IH72190625/10	375	KDS10X	102	KL1026	284	M18LCFX	104
IH72190750/10	375	KDS12X	102	KL5510	284	M18LEODURX	104
IH72191000/10	375	KDS14X	102	KL5511	284	M20SCFX	104
IH72191250/10	375	KDS16X	102	KL5512	284	M20SEODURX	104
IH72191500/10	375	KDS18X	102	KL5513	284	M22-10F80HG5S	151
IH72192000/10	375	KDS22X	102	KL5514	284	M22LCFX	104
IH72192500/10	375	KDS27X	102	KL5515	284	M22LEODURX	104
IH72193000/10	375	KDS33X	102	KL5516	284	M24742	436
IH73950500/10	361	KDS42X	102	KL5517	284	M25SCFX	104
IH73950594/10	361	KDS48X	102	KL5518	284	M25SEODURX	104
IH73950750/10	361	KH06LX	218	KL6020	284	M27406	436
IH73951000/10	361	KH08L71X	218	KL6022	284	M27410	436
IH73951125/10	361	KH08LX	218	KY1126	284	M27412	436
IH73951250/10	361	KH08SX	218	KY1127	284	M27414	436
IH73951375/10	361	KH1/271X	219	KY6132	284	M27415	436
IH73951500/10	361	KH1/2NPTX	219	KY6144	284	M27416	436
IH73952000/10	361	KH1/2X	218	KY6145	284	M27418	436
IH73952250/10	361	KH1/471X	219	MO...MX		M27420	436
IH73952375/10	361	KH1/4NPTX	219	M0200	416	M27425	436
IH73952500/10	361	KH1/4X	218	M0300	416	M27430	436
IH73953000/10	361	KH1/8X	218	M0400	416	M27432	436
IH73954000/10	361	KH10L71X	218	M04742	437	M28LCFX	104
IL1115	406	KH10LX	218	M0500	416	M28LEODURX	104
IL761151	406	KH10SX	218	M05742	436	M30SCFX	104
IL761251	406	KH11/2NPTX	219	M06742	437	M30SEODURX	104
IR4003SK4PXX4B2P	453	KH11/2X	218	M06LCFX	104	M33005	295
ISA0X	421	KH11/471X	219	M06LEODURX	104	M35LCFX	104
ISA2X	421	KH11/4X	218	M06SCFX	104	M35LEODURX	104
ISA3X	421	KH12L71X	218	M06SEODURX	104	M38SCFX	104
ISA4X	421	KH12LX	218	M08742	437	M38SEODURX	104
ISA5X	421	KH12S71X	218	M08LCFX	104	M4004074	438
ISA6X	421	KH12SX	218	M08LEODURX	104	M4006074	438
JO...JB		KH14S71X	218	M08SCFX	104	M4007406M	438
J02A2ZN-6B	216	KH14SX	218	M08SEODURX	104	M4007408M	438
J02B2ZN-6B	217	KH15L71X	218	M10-4F80HG5S	151	M4007410M	438
J04A2ZN-8B	216	KH15LX	218	M10742	437	M4007412M	438
J04C2ZN-8B	217	KH16S71X	218	M10A-B6LJ2-SSP	391	M4007415M	438
JBMB10	244	KH16SX	218	M10A-C6L-25-SS	392	M4007416M	438
JBMB12	244	KH171X	219	M10A-F6L-50-SS	406	M4007418M	438
JBMB14	244	KH18L71X	218	M10A-V6LR-SS	391	M4007420M	438
JBMB16	244	KH18LX	218	M10LCFX	104	M4007422M	438
JBMB18	244	KH1NPTX	219	M10LEODURX	104	M4007425M	438
JBMB20	244	KH1X	218	M10MSC3/8N-316	387	M4007430M	438
JBMB22	244	KH20S71X	218	M10SCFX	104	M4007432M	438
JBMB4	244	KH20SX	218	M10SEODURX	104	M4007438M	438
JBMB6	244	KH22L71X	218	M1100	416	M4007442M	438
JBMB8	244	KH22LX	218	M12742	437	M4008074	438
KO...KY		KH25S71X	218	M12A-B6LJ2-SSP	391	M4010074	438
K06LCFX	72	KH25SX	218	M12A-C8L-25-SS	392	M4012074	438
K06SCFX	72	KH28L71X	218	M12A-F8L-50-SS	406	M4016074	438
K08LCFX	72	KH28LX	218	M12A-V8LR-SS	391	M4018006X1M	437
K10LCFX	72	KH3/2-1/2X	219	M12LCFX	104	M4018008X1.5M	437

Alphanumeric Index

M4018008X1M	437	MAVE12SR1/471	94	MF4001P10VN	198	MR6302P10V	200
M4018010X1.5M	437	MAVE12SR1/4CF	94	MF4001P25VN	198	MR6302P25V	200
M4018010X1M	437	MAVE12SR71	94	MF4002A10VN	197	MR6303A10V	200
M4018010X2M	437	MAVE12SRCF	94	MF4002A25VN	197	MR6303A25V	200
M4018012X1.5M	437	MAVMD1/2MA3CF	441	MF4002M25VN	198	MR6303M25V	200
M4018012X1M	437	MAVMD1/4MA3CF	441	MF4002P10VN	198	MR6303P10V	200
M4018012X2M	437	MBVG4-1/2	290	MF4002P25VN	198	MR6303P25V	200
M4018015X1.5M	437	MBVG4-1/4	290	MF4003A10VN	197	MR6304A10V	200
M4018015X2M	437	MBVG4-3/8	290	MF4003A25VN	197	MR6304A25V	200
M4018016X1.5M	437	MF02/05	334	MF4003M25VN	198	MR6304M25V	200
M4018016X2M	437	MF02/10	334	MF4003P10VN	198	MR6304P10V	200
M4018018X1.5M	437	MF03/05	334	MF4003P25VN	198	MR6304P25V	200
M4018018X2M	437	MF03/10	334	MF5/2.5	335	MR8501A10V	200
M4018020X2.5M	437	MF0301A10VN	197	MF5/3	335	MR8501A25V	200
M4018020X2M	437	MF0301A25VN	197	MF7501A10VN	197	MR8501M25V	200
M4018020X3M	437	MF0301M25VN	198	MF7501A25VN	197	MR8501P10V	200
M4018022X2.5M	437	MF0301P10VN	197	MF7501M25VN	198	MR8501P25V	200
M4018025X2.5M	437	MF0301P25VN	197	MF7501P10VN	198	MR8502A10V	200
M4018025X3M	437	MF04/10	334	MF7501P25VN	198	MR8502A25V	200
M4018028X2.5M	437	MF04/20	334	MR1001A10V	199	MR8502M25V	200
M4018028X2M	437	MF05/20	334	MR1001A25V	199	MR8502P10V	200
M4018030X2M	437	MF05/25	334	MR1001M25V	199	MR8502P25V	200
M4018030X3M	437	MF07/25	334	MR1001P10V	199	MR8503A10V	200
M4018030X4M	437	MF07/30	334	MR1001P25V	199	MR8503A25V	200
M4018035X3M	437	MF10/3	334	MR1002A10V	199	MR8503M25V	200
M4018038X3M	437	MF10/30	334	MR1002A25V	199	MR8503P10V	200
M4020074	438	MF1001A10VN	197	MR1002M25V	199	MR8503P25V	200
M42LCFX	104	MF1001A25VN	197	MR1002P10V	199	MR8504A10V	200
M42LEODURX	104	MF1001M25VN	198	MR1002P25V	199	MR8504A25V	200
M6A-B6LJ2-SSP	391	MF1001P10VN	197	MR1003A10V	199	MR8504M25V	200
M6A-C4L-25-SS	392	MF1001P25VN	197	MR1003A25V	199	MR8504P10V	200
M6A-F4L-50-SS	406	MF1002A10VN	197	MR1003M25V	199	MR8504P25V	200
M6A-V4LR-SS	391	MF1002A25VN	197	MR1003P10V	199	MS0200N	416
M6MSC1/4N-316	387	MF1002M25VN	198	MR1003P25V	199	MS0300N	416
MACH 7B	183	MF1002P10VN	198	MR1004A10V	199	MS0400N	416
MACH 7T	183	MF1002P25VN	198	MR1004A25V	199	MS0500N	416
MACH2-IA-B	182	MF1003A10VN	197	MR1004M25V	199	MS0600N	416
MACH2-IA-P	182	MF1003A25VN	197	MR1004P10V	199	MS0700N	416
MACH4/715LB	183	MF1003M25VN	198	MR1004P25V	199	MS0800N	416
MACH4/715LT	183	MF1003P10VN	198	MR2501A10V	199	MS0900N	416
MAV06LROMDCF	94	MF1003P25VN	198	MR2501A25V	199	MS1000N	416
MAV06SR0MDCF	94	MF15/3	334	MR2501M25V	199	MS1100N	416
MAV08LROMDCF	94	MF15/30	334	MR2501P10V	199	MS1200N	416
MAV08SR0MDCF	94	MF1801A10VN	197	MR2501P25V	199	MV400S	215
MAV1/2MA1CF	439	MF1801A25VN	197	MR2502A10V	199	MV600S	215
MAV1/2MA3CF	441	MF1801M25VN	198	MR2502A25V	199	MV800S	215
MAV1/4MA1CF	439	MF1801P10VN	198	MR2502M25V	199	MVK12	216
MAV1/4MA3CF	441	MF1801P25VN	198	MR2502P10V	199	MVK16	216
MAV10LROMDCF	94	MF1802A10VN	197	MR2502P25V	199	MVK4	216
MAV10SR0MDCF	94	MF1802A25VN	197	MR2503A10V	199	MVK6	216
MAV12LROMDCF	94	MF1802M25VN	198	MR2503A25V	199	MVK8	216
MAV12SR0MDCF	94	MF1802P10VN	198	MR2503M25V	199	MX1518410X4	187
MAVE06LRFC	94	MF1802P25VN	198	MR2503P10V	199	MX1591410X4	187
MAVE06SR1/4CF	94	MF2/1.5	334	MR2503P25V	199	MXR8550	187
MAVE06SRFC	94	MF20/3	334	MR2504A10V	200	MXR9550	187
MAVE08LR71	94	MF20/30	334	MR2504A25V	200	MXR9560	187
MAVE08LRFC	94	MF3/1	334	MR2504M25V	200	N1...N8	
MAVE08SR1/4CF	94	MF3/1.5	334	MR2504P10V	200	N1200S	215
MAVE08SR71	94	MF30/3	334	MR2504P25V	200	N1600S	215
MAVE08SRFC	94	MF30/30	334	MR6301A10V	200	N400S	215
MAVE10LR71	94	MF30/5	334	MR6301A25V	200	N600S	215
MAVE10LRFC	94	MF30/50	334	MR6301M25V	200	N800S	215
MAVE10SR1/4CF	94	MF4/1.5	334	MR6301P10V	200	OL...OR	
MAVE10SR71	94	MF4/2.5	334	MR6301P25V	200	OLK605	457
MAVE10SRFC	94	MF4001A10VN	197	MR6302A10V	200	OLK611	457
MAVE12LR71	94	MF4001A25VN	197	MR6302A25V	200	OR12X2VITX	102
MAVE12LRFC	94	MF4001M25VN	198	MR6302M25V	200	OR20X2VITX	102

Alphanumeric Index

OR26X2VITX	102	P1C-4LMB	287	P2LAX61122	300	P2LCX513ESNXXX	297
OR32X2.5VITX	102	P1C-4LMF	287	P2LAX611EENDDB49	298	P2LCX513PP	296
OR4.5X1.5VITX	102	P1C-4LRC	287	P2LAX611EENDDN	298	P2LCX513PS	296
OR6.5X1.5VITX	102	P1C-4LRS	287	P2LAX611EENXB549	297	P2LCX513VS	300
OR8.5X1.5VITX	102	P1C-4MMB	287	P2LAX611EENXXX	297	P2LCX61311	300
P1...PZ		P1C-4MMF	287	P2LAX611PP	296	P2LCX61322	300
P164375	189	P1C-4MRC	287	P2LAX71111	300	P2LCX613EENDDB49	298
P164378	189	P1C-4MRS	287	P2LAX71122	300	P2LCX613EENDDN	298
P164381	189	P1C-4NMB	287	P2LAX711EENDDB49	298	P2LCX613EENXB549	297
P165338	189	P1C-4NMF	287	P2LAX711EENDDN	298	P2LCX613EENXXX	297
P165569	189	P1C-4PMB	287	P2LAX711EENXB549	297	P2LCX613PP	296
P165659	189	P1C-4PMF	287	P2LAX711EENXXX	297	P2LCX71311	300
P17408	436	P1C-4PRC	287	P2LAX711PP	296	P2LCX71322	300
P17414	436	P1C-4PRS	287	P2LAX81111	300	P2LCX713EENDDB49	298
P17418	436	P1C-4QMB	287	P2LAX81122	300	P2LCX713EENDDN	298
P17422	436	P1C-4QMF	287	P2LAX811EENDDB49	298	P2LCX713EENXB549	297
P17432	436	P1D-6KRN	282	P2LAX811EENDDN	298	P2LCX713EENXXX	297
P17438	436	P1D-6LRN	282	P2LAX811EENXB549	297	P2LCX713PP	296
P176565	189	P1D-6MRN	282	P2LAX811EENXXX	297	P2LCX81311	300
P176566	189	P1D-6NRN	282	P2LAX811PP	296	P2LCX81322	300
P176567	189	P1D-6PRN	282	P2LBX512EEHDB49	299	P2LCX813EENDDB49	298
P1A-4CMB	285	P1D-6QRN	282	P2LBX512EEHDDN	299	P2LCX813EENDDN	298
P1A-4CMF	286	P1D-6RRN	282	P2LBX512EENDDB49	298	P2LCX813EENXB549	297
P1A-4CMT	286	P1D-S032MS-0025	282	P2LBX512EENDDN	298	P2LCX813EENXXX	297
P1A-4CRC	285	P1D-S032MS-0050	282	P2LBX512EENXB549	297	P2LCX813PP	296
P1A-4CRS	285	P1D-S032MS-0080	282	P2LBX512EENXXX	297	P2LDX514EEHDB49	299
P1A-4DMB	285	P1D-S032MS-0100	282	P2LBX512ESHDB49	299	P2LDX514EEHDDN	299
P1A-4DMF	286	P1D-S040MS-0025	282	P2LBX512ESHDDN	299	P2LDX514EENDDB49	298
P1A-4DMT	286	P1D-S040MS-0050	282	P2LBX512ESNDB49	298	P2LDX514EENDDN	298
P1A-4DRC	285	P1D-S040MS-0080	282	P2LBX512ESNDDN	298	P2LDX514EENXB549	297
P1A-4DRS	285	P1D-S040MS-0100	282	P2LBX512ESNXB549	297	P2LDX514EENXXX	297
P1A-4HMB	285	P1D-S050MS-0025	282	P2LBX512ESNXXX	297	P2LDX514ESHDB49	299
P1A-4HMF	286	P1D-S050MS-0050	282	P2LBX512PP	296	P2LDX514ESHDDN	299
P1A-4HMT	286	P1D-S050MS-0080	282	P2LBX512PS	296	P2LDX514ESNDB49	298
P1A-4HRC	285	P1D-S050MS-0100	282	P2LBX512VS	300	P2LDX514ESNDDN	298
P1A-4HRS	285	P1D-S063MS-0025	282	P2LBX61211	300	P2LDX514ESNXB549	297
P1A-4JRC	285	P1D-S063MS-0050	282	P2LBX61222	300	P2LDX514ESNXXX	297
P1A-4JRS	285	P1D-S063MS-0080	282	P2LBX612EENDDB49	298	P2LDX514PP	296
P1A-S010DS-0010	280	P1D-S063MS-0100	282	P2LBX612EENDDN	298	P2LDX514PS	296
P1A-S010DS-0025	280	P1D-S080MS-0025	282	P2LBX612EENXB549	297	P2LDX514VS	300
P1A-S010DS-0050	280	P1D-S080MS-0050	282	P2LBX612EENXXX	297	P2LDX61411	300
P1A-S010SS-0010	280	P1D-S080MS-0080	282	P2LBX612PP	296	P2LDX61422	300
P1A-S010SS-0025	280	P1D-S080MS-0100	282	P2LBX71211	300	P2LDX614EENDDB49	298
P1A-S012DS-0010	280	P1D-S100MS-0025	282	P2LBX71222	300	P2LDX614EENDDN	298
P1A-S012DS-0025	280	P1D-S100MS-0050	282	P2LBX812EENDDB49	298	P2LDX614EENXB549	297
P1A-S012DS-0050	280	P1D-S100MS-0080	282	P2LBX712EENDDN	298	P2LDX614EENXXX	297
P1A-S012SS-0010	280	P1D-S100MS-0100	282	P2LBX712EENXB549	297	P2LDX614PP	296
P1A-S012SS-0025	280	P1E	436	P2LBX712EENXXX	297	P2LDX71411	300
P1A-S016DS-0010	280	P2.1217-12	189	P2LBX712PP	296	P2LDX71422	300
P1A-S016DS-0025	280	P2.1217-21	189	P2LBX81211	300	P2LDX714EENDDB49	298
P1A-S016DS-0050	280	P2LAX511EEHDB49	299	P2LBX81222	300	P2LDX714EENDDN	298
P1A-S016SS-0010	280	P2LAX511EEHDDN	299	P2LBX812EENDDB49	298	P2LDX714EENXB549	297
P1A-S016SS-0025	280	P2LAX511EENDDB49	298	P2LBX812EENDDN	298	P2LDX714EENXXX	297
P1A-S020DS-0010	280	P2LAX511EENDDN	298	P2LBX812EENXB549	297	P2LDX714PP	296
P1A-S020DS-0025	280	P2LAX511EENXB549	297	P2LBX812EENXXX	297	P2LDX81411	300
P1A-S020DS-0050	280	P2LAX511EENXXX	297	P2LBX812PP	296	P2LDX81422	300
P1A-S020SS-0010	280	P2LAX511ESHDB49	299	P2LCX513EEHDB49	299	P2LDX814EENDDB49	298
P1A-S020SS-0025	280	P2LAX511ESHDDN	299	P2LCX513EEHDDN	299	P2LDX814EENDDN	298
P1A-S025DS-0010	280	P2LAX511ESNDB49	298	P2LCX513EENDDB49	298	P2LDX814EENXB549	297
P1A-S025DS-0025	280	P2LAX511ESNDDN	298	P2LCX513EENDDN	298	P2LDX814EENXXX	297
P1A-S025DS-0050	280	P2LAX511ESNXB549	297	P2LCX513EENXB549	297	P2LDX814PP	296
P1A-S025SS-0010	280	P2LAX511ESNXXX	297	P2LCX513EENXXX	297	P3.0510-00	189
P1A-S025SS-0025	280	P2LAX511PP	296	P2LCX513ESHDB49	299	P3.0510-02	189
P1C-4KMB	287	P2LAX511PS	296	P2LCX513ESHDDN	299	P31CA12GEBNTLNW	316
P1C-4KMF	287	P2LAX511VS	300	P2LCX513ESNDB49	298	P31CA12GEMNTLNW	316
P1C-4KRC	287	P2LAX511VV	300	P2LCX513ESNDDN	298	P31EA12EGBBNTP	316
P1C-4KRS	287	P2LAX61111	300	P2LCX513ESNXB549	297	P31EA12EGMBNTP	316

Alphanumeric Index

P31EA12EMBBNTP	316	P32FA13EGMN	318	P33EA16ESMBNGP	323	PA67920-0020	283
P31EA12EMMBNTP	316	P32FA13ESAN	318	P33FA14AGMN	321	PA67920-0025	283
P31FA12AGMN	314	P32FA13ESMN	318	P33FA14ASMN	321	PA67920-0030	283
P31FA12AMMN	314	P32FA14AGMN	318	P33FA14DGAN	321	PA67920-0040	283
P31FA12CGBN	314	P32FA14ASMN	318	P33FA14DGMN	321	PA67930-0005	283
P31FA12CGMN	314	P32FA14DGAN	318	P33FA14DSAN	321	PA67930-0010	283
P31FA12CMBN	314	P32FA14DGMN	318	P33FA14DSMN	321	PA67930-0015	283
P31FA12CMMN	314	P32FA14DSAN	318	P33FA14EGAN	321	PA67930-0020	283
P31FA12EGBN	314	P32FA14DSMN	318	P33FA14EGMN	321	PA67930-0025	283
P31FA12EGMN	314	P32FA14EGAN	318	P33FA14ESAN	321	PA67930-0030	283
P31FA12EMBN	314	P32FA14EGMN	318	P33FA14ESMN	321	PA67930-0040	283
P31FA12EMMN	314	P32FA14ESAN	318	P33FA16AGMN	321	PA67940-0005	283
P31HA12BNNP	316	P32FA14ESMN	318	P33FA16ASMN	321	PA67940-0010	283
P31KA00CB	325	P32HA12BNNP	320	P33FA16DGAN	321	PA67940-0015	283
P31KA00MM	325	P32HA13BNNP	320	P33FA16DGMN	321	PA67940-0020	283
P31KA00MR	325	P32HA14BNNP	320	P33FA16DSAN	321	PA67940-0025	283
P31KA00MT	325	P32KA00CB	325	P33FA16DSMN	321	PA67940-0030	283
P31KA00MW	325	P32KA00MB	325	P33FA16EGAN	321	PA67940-0040	283
P31KA12CP	325	P32KA00ML	325	P33FA16EGMN	321	PA67940-0050	283
P31KA13CP	325	P32KA00MM	325	P33FA16ESAN	321	PA67950-0005	283
P31LA12LGN	315	P32KA00MR	325	P33FA16ESMN	321	PA67950-0010	283
P31LA12LMNN	315	P32KA00MT	325	P33KA00ML	325	PA67950-0015	283
P31MA12022N	324	P32KA12CP	325	P33KA00MM	325	PA67950-0020	283
P31RA12BNNP	315	P32KA13CP	325	P33KA00MR	325	PA67950-0025	283
P31RA12BNT	315	P32KA14CP	325	P33LA14LGN	322	PA67950-0030	283
P31TA12PPN	324	P32KA16CP	325	P33LA14LNN	322	PA67950-0040	283
P31TA12SGNC2CN	324	P32LA12LGN	319	P33LA16LGN	322	PA67950-0050	283
P31VA12LSAN	324	P32LA12LNN	319	P33LA16LNN	322	PCCM400S	216
P31YA12GEBNTLNW	316	P32LA13LGN	319	P33MA16024N	324	PCCM600S	216
P31YA12GEMNTLNW	316	P32LA13LNN	319	P33RA14BNGP	322	PCCM800S	216
P31YN12GEBNTW	316	P32LA14LGN	319	P33RA14BNNP	322	PCM400S	216
P31YN12GEMNTW	316	P32LA14LNN	319	P33RA16BNGP	322	PCM600S	216
P32CA12GEANGLNW	320	P32RA12BNGP	319	P33RA16BNNP	322	PCM800S	216
P32CA12GEMNGLNW	320	P32RA12BNNP	319	P33VA16LSAN	324	PD13	332
P32CA12GEANGLNW	320	P32RA13BNGP	319	P33VA16LSBN	324	PD195	332
P32CA13GEMNGLNW	320	P32RA13BNNP	319	P33YA14GEANGLNW	323	PD25	332
P32CA14GEANGLNW	320	P32RA14BNGP	319	P33YA14GEMNGLNW	323	PD295	332
P32EA12EGABNGP	319	P32RA14BNNP	319	P33YN16GEANGLNW	323	PD40	332
P32EA12EGMBNGP	319	P32TA14PPN	324	P33YA16GEMNGLNW	323	PD400	332
P32EA12ESABNGP	319	P32TA14SCNA2CN	324	P33YN14GEANGW	323	PD500	332
P32EA12ESMBNGP	319	P32VA13LSAN	324	P33YN14GEMNGW	323	PD6	332
P32EA13EGABNGP	319	P32VA13LSBN	324	P33YN16GEANGW	323	PD85	332
P32EA13EGMBNGP	319	P32VA14LSAN	324	P33YN16GEMNGW	323	PE02/05	335
P32EA13ESABNGP	319	P32VA14LSBN	324	P3D-KAB1ALN	317	PE02/10	335
P32EA13ESMBNGP	319	P32YA12GEANGLNW	320	P3D-KAB1ANN	317	PE03/05	335
P32EA14EGABNGP	319	P32YA13GEMNGLNW	320	P3D-KAB1AYN	317	PE03/10	335
P32EA14EGMBNGP	319	P32YA14GEANGLNW	320	P4Q-BA12	295	PE04/10	335
P32EA14ESABNGP	319	P32YA14GEMNGLNW	320	P4Q-BA13	295	PE04/20	335
P32EA14ESMBNGP	319	P32YA14GEANGLNW	320	P4Q-CA14	295	PE05/20	335
P32FA12AGMN	318	P32YA14GEMNGLNW	320	P4Q-CA16	295	PE05/25	335
P32FA12ASMN	318	P32YN12GEANGW	320	P6G-ERB2040	320	PE07/25	335
P32FA12DGAN	318	P32YN12GEMNGW	320	P6G-ERB2110	320	PE07/30	335
P32FA12DGMN	318	P32YN13GEANGW	320	P6G-ERB2200	320	PE10/30	335
P32FA12DSAN	318	P32YN13GEMNGW	320	P6M-BAA2	294	PE15/30	335
P32FA12DSMN	318	P32YN14GEANGW	320	P6M-PAB1	294	PE20/30	335
P32FA12EGAN	318	P32YN14GEMNGW	320	P6M-PAB2	294	PE30/30	335
P32FA12EGMN	318	P33CA14GEANGLNW	323	P6M-PAB3	294	PE30/50	335
P32FA12ESAN	318	P33CA14GEMNGLNW	323	P6M-PAB4	294	PFE-1001-P	172
P32FA12ESMN	318	P33CA16GEANGLNW	323	P6M-PAB5	294	PFE-251-P	172
P32FA13AGMN	318	P33CA16GEMNGLNW	323	P6M-PAB6	294	PFE-371-P	172
P32FA13ASMN	318	P33EA14EGABNGP	323	P6M-PAC5	294	PFE-501-P	172
P32FA13DGAN	318	P33EA14EGMBNGP	323	P8S-GPFLX	281	PFE-621-P	172
P32FA13DGMN	318	P33EA14ESABNGP	323	P8S-GSFLX	281	PFE-751-P	172
P32FA13DGMN	318	P33EA14ESMBNGP	323	P8S-TMC01	286	PFF296	379
P32FA13DSAN	318	P33EA16EGABNGP	323	PA67920-0005	283	PFF297	379
P32FA13DSMN	318	P33EA16EGMBNGP	323	PA67920-0010	283	PFF310GS	163
P32FA13EGAN	318	P33EA16ESABNGP	323	PA67920-0015	283	PFF310GSM	163

Alphanumeric Index

PFF310GSU	163	Pi23010DNSM-X10	194	PR1061450	332	PR1360350	341
PFF312GS	163	Pi23010RNSM-X10	193	PR1061460	332	PR1360360	341
PFF312GSM	163	Pi23016DNSM-X10	194	PR1061470	332	PR1360370	341
PFF312GSU	163	Pi23016RNSM-X10	193	PR1061480	332	PR1360380	339
PFF32GS	163	Pi23025DNSM-X10	194	PR1061490	332	PR1360390	339
PFF32GSM	163	Pi23025RNSM-X10	193	PR1061500	332	PR1360400	339
PFF32GSU	163	Pi23040DNSM-X10	194	PR1061510	332	PR1360410	339
PFF33GS	163	Pi23040RNSM-X10	193	PR1061520	332	PR1360410	340
PFF33GSM	163	Pi23063RNSM-X10	193	PR1061530	332	PR1360420	340
PFF33GSU	163	Pi23100RNSM-X10	194	PR1061540	332	PR1360430	341
PFF34GS	163	Pi25010RNSM-X25	193	PR1061550	332	PR1360440	341
PFF34GSM	163	Pi25016RNSM-X25	193	PR1061560	332	PR1360460	340
PFF34GSU	163	Pi25025RNSM-X25	193	PR1061570	332	PR1360470	340
PFF35GS	163	Pi25040RNSM-X25	193	PR1240100	337	PR1360480	340
PFF35GSM	163	Pi25063RNSM-X25	193	PR1240110	337	PR1360490	341
PFF35GSU	163	Pi25100RNSM-X25	194	PR1240120	337	PR1360500	340
PFF36GS	163	Pi3105 SMX 10	193	PR1240130	337	PR1360510	340
PFF36GSM	163	Pi3108 SMX 10	193	PR1240140	337	PR1360520	340
PFF36GSU	163	Pi3111 SMX 10	193	PR1240150	337	PR1360530	341
PFF38GS	163	Pi3115 SMX10	193	PR1240160	337	PR1360540	341
PFF38GSM	163	Pi3130 SMX10	193	PR1240170	337	PR1360550	341
PFF38GSU	163	Pi3145 SMX10	193	PR1240180	337	PR1360560	341
PFF63GS	163	Pi3205 SMXVST10	193	PR1240190	337	PR1360570	341
PFF63GSM	163	Pi3208 SMXVST10	193	PR1240200	337	PR1360580	339
PFF63GSU	163	Pi3211 SMXVST10	193	PR1240210	337	PR1360590	339
PFF64GS	163	Pi3215 SMXVST10	193	PR1240220	337	PR1360600	339
PFF64GSM	163	Pi3230 SMXVST10	193	PR1240230	337	PR1360610	339
PFF64GSU	163	Pi3245 SMXVST10	193	PR1240240	337	PR1360610	340
PFF65GS	163	Pi4105 SMX25	193	PR1240250	337	PR1360620	340
PFF65GSM	163	Pi4108 SMX25	193	PR1240260	337	PR1360630	341
PFF65GSU	163	Pi4111 SMX25	193	PR1240270	337	PR1360640	341
PFF66GS	163	Pi4115 SMX25	193	PR1240280	337	PR1360650	341
PFF66GSM	163	Pi4130 SMX25	193	PR1240290	337	PR1360660	340
PFF66GSU	163	Pi4145 SMX25	193	PR1240300	338	PR1360680	340
PG-038	414	Pi4205 SMXVST25	193	PR1240310	338	PR1360690	341
PG-050	414	Pi4208 SMXVST25	193	PR1240320	338	PR1360700	339
PG-062	414	Pi4211 SMXVST25	193	PR1240330	338	PR1360710	339
PG-075	414	Pi4215 SMXVST25	193	PR1240340	338	PR1360720	340
PG-088	414	Pi4230 SMXVST25	193	PR1240350	338	PR1360730	340
PG-100	414	Pi4245 SMXVST25	193	PR1240360	338	PR1360740	340
PG-119	414	Pi71004DN SMXVST3	194	PR1240370	338	PR1360750	341
PG-138	414	Pi71006DN SMXVST3	194	PR1240380	338	PR1360760	341
PG-188	414	Pi71010DN SMXVST3	194	PR1240390	338	PR1360770	341
PGB0631100	454	Pi71016DN SMXVST3	194	PR1360100	340	PR1360780	341
PGB0631250	454	Pi71025DN SMXVST3	194	PR1360110	340	PR1360790	341
PGB0631400	454	Pi71040DN SMXVST3	194	PR1360120	340	PR1360800	339
PGC0631100	454	Pi73004DN SMXVST10	194	PR1360130	341	PR1360810	339
PGC0631250	454	Pi73006DN SMXVST10	194	PR1360140	341	PR1360820	339
PGC0631400	454	Pi73010DN SMXVST10	194	PR1360150	341	PR1360821	339
PGF0631100	454	Pi73016DN SMXVST10	194	PR1360160	341	PR1360830	339
PGF0631250	454	Pi73025DN SMXVST10	194	PR1360170	341	PR1360840	340
PGF0631400	454	Pi73040DN SMXVST10	194	PR1360180	339	PR1360850	341
Pi21004DNSM-X3	194	PR1061300	332	PR1360190	339	PR1360860	341
Pi21006DNSM-X3	194	PR1061310	332	PR1360200	339	PR1360870	341
Pi21010DNSM-X3	194	PR1061320	332	PR1360201	339	PR1360880	340
Pi21016DNSM-X3	194	PR1061330	332	PR1360210	340	PR1360890	340
Pi21025DNSM-X3	194	PR1061340	332	PR1360220	340	PR1360910	341
Pi21040DNSM-X3	194	PR1061350	332	PR1360230	341	PR1361010	340
Pi2108SMX3	193	PR1061360	332	PR1360240	341	PR1361020	340
Pi22040RNSM-X06	193	PR1061370	332	PR1360250	341	PR1361030	340
Pi2208SMXVST3	193	PR1061380	332	PR1360260	340	PR1361060	341
Pi2211SMXVST3	193	PR1061390	332	PR1360270	340	PR1361090	339
Pi2215SMXVST3	193	PR1061400	332	PR1360300	340	PR1361110	340
Pi2230SMXVST3	193	PR1061410	332	PR1360310	340	PR1361120	340
Pi2245SMXVST3	193	PR1061420	332	PR1360320	340	PR1361130	340
Pi23004DNSM-X10	194	PR1061430	332	PR1360330	341	PR1361140	340
Pi23006DNSM-X10	194	PR1061440	332	PR1360340	341	PR1361150	341

Alphanumeric Index

PR1361160	341	PR1372240	333	PR1690950	336	PR2091090	335
PR1361170	341	PR1372250	333	PR1690960	336	PR2091100	335
PR1361190	339	PR1372260	333	PR1690970	336	PR2091110	335
PR1361195	340	PR1372300	333	PR1690980	336	PR2091115	334
PR1361210	340	PR1372310	333	PR1690990	336	PR2091116	334
PR1361220	340	PR1372320	333	PR1691000	336	PR2091120	334
PR1361230	340	PR1372330	333	PR1691010	336	PR2091130	334
PR1361240	341	PR1372340	333	PR2090100	335	PR2091135	334
PR1361250	341	PR1372350	333	PR2090110	335	PR2091140	334
PR1361260	341	PR1372360	333	PR2090115	335	PR2091150	334
PR1361270	341	PR1372370	333	PR2090120	335	PR2091160	334
PR1361290	339	PR1372380	333	PR2090130	335	PR2091170	334
PR1361295	340	PR1372390	333	PR2090140	335	PR2091180	334
PR1361310	340	PR1372400	333	PR2090150	335	PR2091190	334
PR1361340	340	PR1690100	336	PR2090160	335	PR2091200	334
PR1361350	341	PR1690110	336	PR2090170	335	PR2091210	334
PR1361360	341	PR1690120	336	PR2090180	335	PR2091220	334
PR1370120	333	PR1690130	336	PR2090190	335	PR2091230	334
PR1370130	333	PR1690140	336	PR2090210	335	PR2091235	335
PR1370140	333	PR1690150	336	PR2090220	334	PR2091236	335
PR1370150	333	PR1690160	336	PR2090230	334	PR2091240	335
PR1370160	332	PR1690170	336	PR2090240	334	PR2091250	335
PR1370170	332	PR1690180	336	PR2090250	334	PR2091255	335
PR1370180	332	PR1690190	337	PR2090260	334	PR2091260	335
PR1370190	332	PR1690200	337	PR2090270	335	PR2091270	335
PR1370300	332	PR1690210	337	PR2090280	335	PR2091280	335
PR1370310	332	PR1690300	336	PR2090290	334	PR2091290	335
PR1370320	333	PR1690310	336	PR2090300	334	PR2091300	335
PR1370330	333	PR1690320	336	PR2090310	334	PR2091310	335
PR1370340	333	PR1690330	336	PR2090320	334	PR2091320	335
PR1370350	333	PR1690340	336	PR2090330	334	PR2091330	335
PR1370360	332	PR1690350	336	PR2090350	334	PR2091340	335
PR1370370	332	PR1690360	336	PR2090360	334	PR2091350	335
PR1370380	332	PR1690370	336	PR2090361	334	PR2091355	333
PR1370390	332	PR1690380	336	PR2090370	334	PR2091356	333
PR1370500	332	PR1690390	336	PR2090380	334	PR2091360	333
PR1370510	333	PR1690400	336	PR2090390	334	PR2091370	333
PR1370520	333	PR1690410	336	PR2090400	334	PR2091375	333
PR1370530	333	PR1690500	336	PR2090410	334	PR2091380	333
PR1370540	333	PR1690510	336	PR2090420	334	PR2091390	333
PR1370550	333	PR1690520	336	PR2090430	334	PR2091400	333
PR1370555	332	PR1690530	336	PR2090440	334	PR2091410	333
PR1370556	332	PR1690540	336	PR2090450	334	PR2091420	334
PR1370560	332	PR1690550	336	PR2090563	335	PR2091430	334
PR1370570	332	PR1690560	336	PR2090565	335	PR2091440	334
PR1370580	332	PR1690570	336	PR2090566	335	PR2091450	334
PR1372000	333	PR1690580	336	PR2090570	335	PR2091460	334
PR1372010	333	PR1690590	336	PR2090580	335	PR2091470	334
PR1372020	333	PR1690600	336	PR2090588	335	PR2759Q	204
PR1372030	333	PR1690610	336	PR2090590	335	PR2760Q	204
PR1372040	333	PR1690700	337	PR2090600	335	PR2798Q	204
PR1372050	333	PR1690710	337	PR2090610	335	PR2831Q	193
PR1372060	333	PR1690720	337	PR2090620	335	PR2832Q	193
PR1372070	333	PR1690730	337	PR2090630	335	PR2834Q	193
PR1372080	333	PR1690740	337	PR2090640	335	PR2835Q	193
PR1372090	333	PR1690750	337	PR2090980	335	PR2838Q	193
PR1372100	333	PR1690760	337	PR2090990	335	PR2839Q	193
PR1372110	333	PR1690770	337	PR2091000	335	PR2840Q	193
PR1372150	333	PR1690780	337	PR2091010	335	PR2841Q	193
PR1372160	333	PR1690790	337	PR2091015	335	PR2842Q	193
PR1372170	333	PR1690800	337	PR2091020	335	PR2843Q	193
PR1372180	333	PR1690810	337	PR2091030	335	PR2847Q	193
PR1372190	333	PR1690900	336	PR2091040	335	PR2848Q	193
PR1372200	333	PR1690910	336	PR2091050	335	PR2849Q	193
PR1372210	333	PR1690920	336	PR2091060	335	PR2850Q	193
PR1372220	333	PR1690930	336	PR2091070	335	PR2851Q	193
PR1372230	333	PR1690940	336	PR2091080	335	PR2855Q	193

Alphanumeric Index

PR2856Q.....	193	PR3210Q.....	191	PR4539Q.....	194	PS322007.....	403
PR2857Q.....	193	PR3211Q.....	191	PR4540Q.....	194	PS322008.....	403
PR2858Q.....	193	PR3212Q.....	191	PR4541Q.....	194	PS322009.....	403
PR2859Q.....	193	PR3435Q.....	204	PR4542Q.....	194	PS322010.....	403
PR2863Q.....	193	PR3436Q.....	204	PR4543Q.....	194	PS322011.....	403
PR2864Q.....	193	PR3437Q.....	204	PS221001.....	394	PS322012.....	403
PR2865Q.....	193	PR3438Q.....	204	PS221002.....	394	PS322013.....	403
PR2866Q.....	193	PR3440Q.....	204	PS221003.....	394	PS322014.....	403
PR2867Q.....	193	PR3441Q.....	204	PS221004.....	394	PS322015.....	403
PR2871Q.....	193	PR3444Q.....	204	PS221005.....	394	PS322016.....	403
PR2872Q.....	193	PR3446Q.....	204	PS221006.....	394	PS322017.....	403
PR2873Q.....	193	PR3455Q.....	204	PS221007.....	394	PS322018.....	403
PR2874Q.....	193	PR3456Q.....	204	PS221008.....	394	PS322019.....	403
PR2875Q.....	193	PR4344Q.....	204	PS221009.....	394	PS322020.....	403
PR3031Q.....	190	PR4345Q.....	204	PS221010.....	394	PS322021.....	403
PR3032Q.....	190	PR4374Q.....	193	PS221011.....	394	PS322022.....	403
PR3033Q.....	190	PR4375Q.....	193	PS221012.....	394	PS322023.....	403
PR3034Q.....	190	PR4376Q.....	193	PS221013.....	394	PS322024.....	403
PR3035Q.....	190	PR4377Q.....	193	PS221014.....	394	PS341001.....	404
PR3036Q.....	190	PR4379Q.....	193	PS221015.....	394	PS341002.....	404
PR3037Q.....	190	PR4380Q.....	193	PS221016.....	394	PS341003.....	404
PR3038Q.....	190	PR4381Q.....	193	PS221017.....	395	PS341004.....	404
PR3056Q.....	190	PR4455Q.....	204	PS221018.....	395	PS390407.....	397
PR3057Q.....	190	PR4456Q.....	204	PS221019.....	395	PS390472.....	397
PR3058Q.....	190	PR4459Q.....	204	PS221020.....	395	PS390552.....	397
PR3059Q.....	190	PR4460Q.....	204	PS221021.....	395	PS390553.....	397
PR3064Q.....	190	PR4465.....	189	PS221022.....	395	PS390657.....	397
PR3065Q.....	190	PR4466.....	189	PS221023.....	395	PS390659.....	397
PR3066Q.....	190	PR4467.....	189	PS221024.....	395	PS390815.....	397
PR3067Q.....	190	PR4468.....	189	PS221025.....	395	PS390816.....	397
PR3085Q.....	190	PR4469.....	189	PS221026.....	395	PS390817.....	397
PR3086Q.....	190	PR4471.....	189	PS221027.....	395	PS390818.....	397
PR3087Q.....	190	PR4472.....	189	PS221028.....	395	PS390819.....	397
PR3088Q.....	190	PR4475.....	189	PS221029.....	395	PS390820.....	397
PR3093Q.....	190	PR4476.....	189	PS221030.....	395	PS390821.....	397
PR3094Q.....	190	PR4500Q.....	193	PS221031.....	395	PS390822.....	397
PR3095Q.....	190	PR4501Q.....	193	PS221032.....	395	PS390823.....	397
PR3096Q.....	190	PR4503Q.....	193	PS321001.....	402	PS390824.....	397
PR3114Q.....	190	PR4504Q.....	193	PS321002.....	402	PS390825.....	397
PR3115Q.....	190	PR4506Q.....	193	PS321003.....	402	PS390826.....	397
PR3116Q.....	190	PR4507Q.....	193	PS321004.....	402	PS390914.....	397
PR3117Q.....	190	PR4509Q.....	193	PS321005.....	402	PS390917.....	397
PR3122Q.....	190	PR4510Q.....	193	PS321006.....	402	PS393519.....	398
PR3123Q.....	190	PR4511Q.....	193	PS321007.....	402	PS393520.....	398
PR3124Q.....	190	PR4514Q.....	193	PS321008.....	402	PS393521.....	398
PR3125Q.....	190	PR4515Q.....	193	PS321009.....	402	PS393522.....	398
PR3143Q.....	190	PR4518Q.....	194	PS321010.....	402	PS393523.....	398
PR3144Q.....	190	PR4519Q.....	194	PS321011.....	402	PS393524.....	398
PR3145Q.....	190	PR4520Q.....	194	PS321012.....	402	PS393525.....	398
PR3146Q.....	190	PR4521Q.....	194	PS321013.....	402	PS393526.....	398
PR3151Q.....	190	PR4522Q.....	194	PS321014.....	402	PS393527.....	396
PR3152Q.....	190	PR4523Q.....	194	PS321015.....	402	PS393528.....	396
PR3153Q.....	190	PR4524Q.....	194	PS321016.....	402	PS393529.....	396
PR3154Q.....	190	PR4525Q.....	194	PS321017.....	402	PS393540.....	398
PR3172Q.....	190	PR4526Q.....	194	PS321018.....	402	PS393541.....	398
PR3173Q.....	190	PR4527Q.....	194	PS321019.....	402	PS393542.....	398
PR3174Q.....	190	PR4528Q.....	194	PS321020.....	402	PS393543.....	398
PR3175Q.....	190	PR4529Q.....	194	PS321021.....	402	PS393544.....	398
PR3180Q.....	190	PR4530Q.....	194	PS321022.....	402	PS393545.....	398
PR3181Q.....	190	PR4531Q.....	194	PS321023.....	402	PS393546.....	398
PR3182Q.....	190	PR4532Q.....	194	PS321024.....	402	PS393547.....	398
PR3183Q.....	190	PR4533Q.....	194	PS322001.....	403	PS393548.....	396
PR3201Q.....	190	PR4534Q.....	194	PS322002.....	403	PS393549.....	396
PR3202Q.....	190	PR4535Q.....	194	PS322003.....	403	PS393550.....	396
PR3203Q.....	190	PR4536Q.....	194	PS322004.....	403	PS393551.....	396
PR3204Q.....	190	PR4537Q.....	194	PS322005.....	403	PS393552.....	396
PR3209Q.....	191	PR4538Q.....	194	PS322006.....	403	PS393553.....	396

Alphanumeric Index

PS393554	396	PS475511W	400	PSR15LX	105	QHPA53-E6X3-B	180
PS393555	396	PS475512W	400	PSR16SX	105	QHPA53-E7X4-B	180
PS393556	396	PS475513W	400	PSR18LX	105	QHPA53-F4B3-B	181
PS393557	396	PS475514W	400	PSR20SX	105	QHPA53-G4X3-B	181
PS393558	396	PS475515W	400	PSR22LX	105	QHPA54-D6X4-B	180
PS393559	396	PS475516W	400	PSR25SX	105	QHPA54-D6X5-B	180
PS393580	396	PS475517W	401	PSR28LX	105	QHPA54-D7X5-B	180
PS393581	396	PS475518W	401	PSR30SX	105	QHPA54-D7X6-B	180
PS393582	396	PS475519W	401	PSR35LX	105	QHPA54-DP	181
PS393583	396	PS475520W	401	PSR38SX	105	QHPA54-E6X4-B	180
PS393584	396	PS475521W	401	PSR42LX	105	QHPA54-E6X5-B	180
PS393585	396	PS475522W	401	PTB-10M	435	QHPA54-E7X6-B	180
PS393586	396	PS475523W	401	PTB-12M	435	QHPA54-F4B4-B	181
PS393587	396	PS475524W	401	PTB-4T	435	QHPA54-G4X4-B	181
PS393588	396	PS475525W	401	PTB-6M	435	QHPA56-D6X6-B	180
PS397107	393	PS475526W	401	PTB-6T	435	QHPA56-D6X7-B	180
PS397109	393	PS475527W	401	PTB-8M	435	QHPA56-D7X7-B	180
PS397111	393	PS475528W	401	PTB-8T	435	QHPA56-D7X8-B	180
PS397113	393	PS475538W	399	PTC	432	QHPA56-DP	181
PS397115	393	PS475539W	399	PU10/060/DV	305	QHPA56-E6X6-B	180
PS397117	393	PS475540W	399	PU12/075/DV	305	QHPA56-E7X7-B	180
PS397119	393	PS475541W	399	PWA-L1444	293	QHPA56-E7X8-B	180
PS397129	393	PS475542W	399	PWA-L1466	293	QHPA56-G4X6-B	181
PS397131	393	PS475543W	399	PWA-L1488	293	QHPA56-G4X8-B	181
PS397133	393	PS475544W	399	PXC-X14	294	QHPA58-D7X9-B	180
PS397134	393	PS475545W	400	PZC-S1006	294	QHPA58-DP	181
PS397135	393	PS475546W	400	PZC-S1008	294	QHPA58-E7X9-B	180
PS397136	393	PS475547W	400	QD...QH		RO...RV	
PS397137	393	PS475548W	400	QD13	332	R04X0.5CF	185
PS397139	393	PS475549W	400	QD195	332	R04X0.75CF	185
PS397141	393	PS475550W	400	QD25	332	R04X171	185
PS475088W	400	PS475551W	400	QD295	332	R04X1CF	185
PS475089W	400	PS475552W	401	QD40	332	R05X1CF	185
PS475090W	400	PS475553W	401	QD400	332	R06X0.75CF	185
PS475091W	400	PS475554W	401	QD500	332	R06X1.571	185
PS475093W	400	PS475555W	401	QD6	332	R06X1.5CF	185
PS475243W	399	PS475600W	405	QD65	332	R06X171	185
PS475251W	399	PS475601W	405	QD85	332	R06X1CF	185
PS475261W	399	PS475602W	405	QHPA13-D6X2-B	180	R06X2.25CF	185
PS475267W	399	PS475603W	405	QHPA13-D6X3-B	180	R06X2CF	185
PS475276W	399	PS475604W	405	QHPA13-D7X3-B	180	R08X1.571	185
PS475366W	399	PS475605W	405	QHPA13-D7X4-B	180	R08X1.5CF	185
PS475369W	399	PS475606W	405	QHPA13-DC	181	R08X171	185
PS475372W	399	PS475607W	405	QHPA13-F4B3	181	R08X1CF	185
PS475406W	399	PS475608W	405	QHPA13-G4X3-B	181	R08X2.5CF	185
PS475407W	399	PS475609W	405	QHPA14-D6X4-B	180	R08X2CF	185
PS475408W	399	PS475610W	405	QHPA14-D6X5-B	180	R10X1.571	185
PS475416W	400	PS475611W	405	QHPA14-D7X5-B	180	R10X1.5CF	185
PS475417W	400	PS475612W	405	QHPA14-D7X6-B	180	R10X171	185
PS475425W	399	PS475613W	405	QHPA14-DC	181	R10X1CF	185
PS475428W	399	PS475614W	405	QHPA14-F4B4	181	R10X2.5CF	185
PS475432W	399	PS475615W	405	QHPA14-G4X4-B	181	R10X271	185
PS475469W	399	PS-B-13	415	QHPA16-D6X6-B	180	R10X2CF	185
PS475470W	399	PS-B-15	415	QHPA16-D6X7-B	180	R10X3CF	185
PS475471W	400	PS-B-17	415	QHPA16-D7X7-B	180	R120P	379
PS475479W	399	PS-B-22	415	QHPA16-D7X8-B	180	R120T	379
PS475500W	399	PS-B-33	415	QHPA16-DC	181	R12X1.5CF	185
PS475501W	399	PS-B-35	415	QHPA16-G4X6-B	181	R12X1CF	185
PS475502W	399	PS-B-37	415	QHPA16-G4X8-B	181	R12X2.5CF	185
PS475503W	399	PS-B-39	415	QHPA18-D7X9-B	180	R12X2CF	185
PS475504W	400	PS-B-45	415	QHPA18-DC	181	R12X3.5CF	185
PS475505W	400	PS-B-47	415	QHPA53-D6X2-B	180	R12X3CF	185
PS475506W	400	PSR06LX	105	QHPA53-D6X3-B	180	R14X1.571	185
PS475507W	400	PSR08LX	105	QHPA53-D7X3-B	180	R14X1.5CF	185
PS475508W	400	PSR10LX	105	QHPA53-D7X4-B	180	R14X2.571	185
PS475509W	400	PSR12LX	105	QHPA53-DP	181	R14X2.5CF	185
PS475510W	400	PSR14SX	105	QHPA53-E6X2-B	180	R14X271	185

Alphanumeric Index

R14X2CF	185	R38X3CF	186	RED10/06LOMDCF	95	RED30/12SOMDCF	96
R14X3CF	185	R38X471	186	RED10/06SOMDCF	96	RED30/16SOMDCF	96
R15X1.571	185	R38X4CF	186	RED10/08LOMDCF	95	RED30/20SOMDCF	96
R15X1.5CF	185	R38X5CF	186	RED10/08SOMDCF	96	RED30/25SOMDCF	96
R15X171	185	R38X6CF	186	RED12/06LOMDCF	95	RED30S/22LOMDCF	96
R15X1CF	185	R38X7CF	186	RED12/06SOMDCF	96	RED30S/28LOMDCF	96
R15X271	185	R3BMB10-1/4	244	RED12/08LOMDCF	95	RED35/06LOMDCF	95
R15X2CF	185	R3BMB10-3/8	244	RED12/08SOMDCF	96	RED35/08LOMDCF	95
R160T	379	R3BMB12-1/2	244	RED12/10LOMDCF	95	RED35/10LOMDCF	95
R16X1.571	185	R3BMB12-3/8	244	RED12/10SOMDCF	96	RED35/12LOMDCF	95
R16X1.5CF	185	R3BMB16-1/2	244	RED14/06SOMDCF	96	RED35/15LOMDCF	95
R16X2.571	185	R3BMB6-1/4	244	RED14/08SOMDCF	96	RED35/18LOMDCF	95
R16X2.5CF	185	R3BMB6-1/8	244	RED14/10SOMDCF	96	RED35/22LOMDCF	95
R16X271	185	R3BMB8-1/4	244	RED14/12SOMDCF	96	RED35/28LOMDCF	95
R16X2CF	185	R42X271	186	RED15/06LOMDCF	95	RED35L/25SOMDCF	95
R16X371	185	R42X2CF	186	RED15/08LOMDCF	95	RED35L/30SOMDCF	95
R16X3CF	185	R42X371	186	RED15/10LOMDCF	95	RED38/06SOMDCF	96
R18X1.571	185	R42X3CF	186	RED15/12LOMDCF	95	RED38/08SOMDCF	96
R18X1.5CF	185	R42X4CF	186	RED16/06SOMDCF	96	RED38/10SOMDCF	96
R18X1CF	185	R60P-D-MAX-KIT	379	RED16/08SOMDCF	96	RED38/12SOMDCF	96
R18X2.5CF	185	R90P	379	RED16/10SOMDCF	96	RED38/16SOMDCF	96
R18X271	185	R90P-D-MAX-KIT	379	RED16/12SOMDCF	96	RED38/20SOMDCF	96
R18X2CF	185	R90T	379	RED16/14SOMDCF	96	RED38/25SOMDCF	96
R18X3CF	185	RAP006.4X	420	RED16/15LOMDCF	96	RED38/30SOMDCF	96
R20P	379	RAP006X	420	RED18/06LOMDCF	95	RED38S/28LOMDCF	96
R20X1.5CF	185	RAP008X	420	RED18/08LOMDCF	95	RED38S/35LOMDCF	96
R20X2.571	185	RAP009.5X	420	RED18/10LOMDCF	95	RED42/10LOMDCF	95
R20X2.5CF	185	RAP010X	420	RED18/12LOMDCF	95	RED42/12LOMDCF	95
R20X271	185	RAP012X	420	RED18/15LOMDCF	95	RED42/15LOMDCF	95
R20X2CF	185	RAP106.4X	420	RED18L/16SOMDCF	95	RED42/18LOMDCF	95
R20X3.5CF	186	RAP106X	420	RED20/06SOMDCF	96	RED42/22LOMDCF	95
R20X371	186	RAP108X	420	RED20/08SOMDCF	96	RED42/28LOMDCF	95
R20X3CF	186	RAP109.5X	420	RED20/10SOMDCF	96	RED42/35LOMDCF	95
R20X4CF	186	RAP110X	420	RED20/12SOMDCF	96	RED42L/30SOMDCF	95
R22X1.571	186	RAP112X	420	RED20/14SOMDCF	96	RED42L/38SOMDCF	95
R22X1.5CF	186	RAP212.7X	420	RED20/16SOMDCF	96	RG2HLTS061	209
R22X2.5CF	186	RAP213.5X	420	RED20S/15LOMDCF	96	RG2HLTS101	209
R22X271	186	RAP214X	420	RED20S/18LOMDCF	96	RG2HLTS131	209
R22X2CF	186	RAP215X	420	RED22/06LOMDCF	95	RG2HLTS171	209
R22X3CF	186	RAP216X	420	RED22/08LOMDCF	95	RG2HLTS201	209
R25X2.571	186	RAP217.2X	420	RED22/10LOMDCF	95	RG2HLTS251	209
R25X2.5CF	186	RAP218X	420	RED22/12LOMDCF	95	RG2HM0121	209
R25X2CF	186	RAP319X	420	RED22/15LOMDCF	95	RG2HM0141	209
R25X371	186	RAP320X	420	RED22/18LOMDCF	95	RG2HM0181	209
R25X3CF	186	RAP321.3X	420	RED22L/16SOMDCF	95	RG2HM0221	209
R25X4CF	186	RAP322X	420	RED22L/20SOMDCF	95	RG2HM0281	209
R260P	379	RAP323X	420	RED25/06SOMDCF	96	RG2HM0361	209
R28X1.571	186	RAP325X	420	RED25/08SOMDCF	96	RG2HM0451	209
R28X1.5CF	186	RAP426.9X	420	RED25/10SOMDCF	96	RG2HM0561	209
R28X2.5CF	186	RAP428X	420	RED25/12SOMDCF	96	RG2HM0701	209
R28X271	186	RAP430X	420	RED25/14SOMDCF	96	RHD06LOMDCF	221
R28X2CF	186	RAP532X	420	RED25/16SOMDCF	96	RHD06SOMDCF	221
R28X3CF	186	RAP533.7X	420	RED25/20SOMDCF	96	RHD08LOMDCF	221
R30X2.571	186	RAP535X	420	RED25S/18LOMDCF	96	RHD08SOMDCF	221
R30X2.5CF	186	RAP538X	420	RED25S/22LOMDCF	96	RHD10LOMDCF	221
R30X2CF	186	RAP540X	420	RED28/06LOMDCF	95	RHD10SOMDCF	221
R30X371	186	RAP542X	420	RED28/08LOMDCF	95	RHD12LOMDCF	221
R30X3CF	186	RAP645X	420	RED28/10LOMDCF	95	RHD12SOMDCF	221
R30X471	186	RAP648X	420	RED28/12LOMDCF	95	RHD14SOMDCF	221
R30X4CF	186	RAP650.8X	420	RED28/15LOMDCF	95	RHD15LOMDCF	221
R30X5CF	186	RAP650X	420	RED28/18LOMDCF	95	RHD16SOMDCF	221
R35X2.5CF	186	RAP652X	420	RED28/22LOMDCF	95	RHD18LOMDCF	221
R35X271	186	RAP655X	420	RED28L/16SOMDCF	95	RHD20SOMDCF	221
R35X2CF	186	RAP657X	420	RED28L/25SOMDCF	95	RHD22LOMDCF	221
R35X3CF	186	RED06L/04LOMDCF	95	RED30/06SOMDCF	96	RHD25SOMDCF	221
R35X4CF	186	RED08/06LOMDCF	95	RED30/08SOMDCF	96	RHD28LOMDCF	221
R38X2.5CF	186	RED08/06SOMDCF	95	RED30/10SOMDCF	96	RHD30SOMDCF	221

Alphanumeric Index

RHD35LOMDCF	221	RI11/2EDX3/4CF	97	S3BMB16-1/2	244	SCK-401-R	443
RHD38SOMDCF	221	RI11/4EDX1/2CF	97	S3BMB6-1/4	244	SCK-410-03-45-45	448
RHD42LOMDCF	221	RI11/4EDX11/2CF	97	S3BMB6-1/8	244	SKCIT-152-0-600	442
RHD11/2CF	221	RI11/4EDX1CF	97	S3BMB8-1/4	244	SKCIT-152-1-00	442
RHD11/4CF	221	RI11/4EDX3/4CF	97	S3BMB8-1/8	244	SKCIT-152-2-00	442
RHD11/8CF	221	RI1EDX1/2CF	97	S4000	417	SKCIT-152-PQ	442
RHD11/2CF	221	RI1EDX1/4CF	97	S4400	417	SKCIT-340-00	442
RHD11/4CF	221	RI1EDX11/2CF	97	S4800	417	SKCIT-340-PTQ	443
RHD11CF	221	RI1EDX11/4CF	97	S5200	417	SKCIT-500-00-00	443
RHD13/4CF	221	RI1EDX3/4CF	97	S5600	417	SKCIT-500-01-00	443
RHD13/8CF	221	RI1EDX3/8CF	97	S6400	417	SKCIT-500-01-01	443
RHV06LREDOMDCF	222	RI2EDX11/2CF	97	S7200	417	SCLSD-250-10-07	449
RHV06SREDOMDCF	222	RI3/4EDX11/2CF	97	S8000	417	SCLSD-370-00-07	449
RHV08LREDOMDCF	222	RI3/4EDX1/4CF	97	S8800	417	SCLSD-370-10-07	449
RHV08SREDOMDCF	222	RI3/4EDX11/2CF	97	S9600	417	SCLSD-520-00-07	449
RHV10LREDOMDCF	222	RI3/4EDX11/4CF	97	SAB.1562.10	207	SCLSD-520-10-07	449
RHV10SREDOMDCF	222	RI3/4EDX1CF	97	SAB.1563.10	207	SCLTSD-250-00-07	449
RHV12LREDOMDCF	222	RI3/4EDX3/8CF	97	SBAX	421	SCLTSD-250-10-07	450
RHV12SREDOMDCF	222	RI3/8EDX1/2CF	97	SC-811	444	SCLTSD-370-00-07	449
RHV14SREDOMDCF	222	RI3/8EDX11/4CF	97	SCA-1/2-EMA-3	445	SCLTSD-370-10-07	450
RHV15LREDOMDCF	222	RI3/8EDX1/8CF	97	SCA-1/2-M22X1.5ED	451	SCLTSD-520-00-07	449
RHV16SREDOMDCF	222	RI3/8EDX3/4CF	97	SCA-1/2-PQC	445	SCLTSD-520-10-07	450
RHV18LREDOMDCF	222	ROV06LCF	99	SCA-1/4-EMA-3-ELCF	445	SCLV-PTQ-300	447
RHV20SREDOMDCF	222	ROV06SCF	99	SCA-1/4-EMA-3-S	445	SCM10-316	386
RHV22LREDOMDCF	222	ROV08LCF	99	SCA-1/2-M22X1.5-ED	451	SCM12-316	386
RHV25SREDOMDCF	222	ROV08SCF	99	SCA-1/4-PQC	445	SCM-152-0-02	442
RHV28LREDOMDCF	222	ROV10LCF	99	SC-ACC-01	443	SCM-152-1-02	442
RHV30SREDOMDCF	222	ROV10SCF	99	SCA-EMA-3/1	445	SCM-152-2-02	442
RHV38SREDOMDCF	222	ROV12LCF	99	SCA-EMA-3/2	445	SCM-330-2-02	444
RHV42LREDOMDCF	222	ROV12SCF	99	SCA-EMA-3/3	442	SCM-340-2-02	442
RHZ06LREDOMDCF	223	ROV14SCF	99	SCA-EMA-3/4	445	SCM-500-00-00	449
RHZ06SMEDOMDCF	222	ROV15LCF	99	SCAF-3/4-90	450	SCM-500-01-00	443
RHZ06SREDOMDCF	223	ROV16SCF	99	SCAQ-060	446	SCM-500-01-01	443
RHZ08LREDOMDCF	223	ROV18LCF	99	SCAQ-GIR1/2A4CX	446	SCM6-316	386
RHZ08SREDOMDCF	223	ROV20SCF	99	SCA-TT-10-1/2	448	SCMA-VADC-600	446
RHZ10LMEDOMDCF	222	ROV22LCF	99	SCA-TT-10-100	448	SCPT-600-02-02	442
RHZ10LREDOMDCF	223	ROV25SCF	99	SCA-TT-10-SD	448	SCQ-060-10-07	451
RHZ12LREDOMDCF	223	ROV28LCF	99	SCB-BAT-340	444	SCQ-150-0-02	446
RHZ12SREDOMDCF	223	ROV30SCF	99	SCC-340	442	SCQ-150-10-07	451
RHZ15LREDOMDCF	223	ROV35LCF	99	SCC-500	443	SCRPM-220	446
RHZ16SREDOMDCF	223	ROV38SCF	99	SCC-DRV-300	442	SCRPM-001	446
RHZ18LREDOMDCF	223	ROV42LCF	99	SCE-020-01	458	SCRPM-002	446
RHZ20SREDOMDCF	223	RSD-501-22BMCL-F	178	SCE-020-02	458	SCSD-S27	449
RHZ22LREDOMDCF	223	RSD-501-22MM-F	178	SCFT-150-DRV	442	SCSN-410	458
RHZ25SMEDOMDCF	222	RSD-501-8HMF-F	178	SCFT-150-DRV-C2-05	447	SCSN-450	444
RHZ25SREDOMDCF	223	RVP13CF	223	SCK-006	451	SCSN-460	444
RHZ28LMEDOMDCF	222	RVP16CF	223	SCK-009	444	SCT-150-0-02	445
RHZ28LREDOMDCF	223	RVP20CF	223	SCK-102-03-02	442	SCT-150-04-02	443
RHZ30SREDOMDCF	223	RVP24CF	223	SCK-102-05-02	442	SCTA-400-02	445
RHZ35LREDOMDCF	223	So...SW		SCK-102-05-12	444	SCTSD-150-00-06	448
RHZ38SREDOMDCF	223	S0600	417	SCK-145	451	SCTSD-150-00-07	448
RHZ42LREDOMDCF	223	S0800	417	SCK-155	451	SCTSD-150-10-05	448
RI1/2EDX1/4CF	97	S1000	417	SCK-318-02-35	444	SCTSD-150-10-07	448
RI1/2EDX1/8CF	97	S1040	417	SCK-318-05-21	444	SCTT-10-100-07	448
RI1/2EDX11/4CF	97	S1200	417	SCK-400-02-45	451	SCTT-10-250-07	448
RI1/2EDX1CF	97	S1600	417	SCK-400-02-55	451	SCVF-015-00-02	447
RI1/2EDX3/4CF	97	S2000	417	SCK-400-05-45	451	SCVF-060-00-02	447
RI1/2EDX3/8CF	97	S2400	417	SCK-400-05-55	451	SG-060	413
RI1/4EDX1/2CF	97	S2800	417	SCK-400-05-56	451	SG-066	413
RI1/4EDX1/8CF	97	S3200	417	SCK-400-10-45	451	SG-072	413
RI1/4EDX3/4CF	97	S3600	417	SCK-400-10-55	451	SG-084	413
RI1/4EDX3/8CF	97	S3BMB10-1/4	244	SCK-401-0-5-4F-4M	445	SG-097	413
RI1/8EDX1/4CF	97	S3BMB10-3/8	244	SCK-401-02-4F-4M	445	SG-106	413
RI1/8EDX3/8CF	97	S3BMB12-1/2	244	SCK-401-05-4F-4M	443	SG-113	413
RI11/2EDX11/2CF	97	S3BMB12-3/8	244	SCK-401-10-4F-4M	445	SG-122	413
RI11/2EDX11/4CF	97	S3BMB14-1/2	244	SCK-401-20-4F-4M	445	SG-131	413
RI11/2EDX1CF	97	S3BMB14-3/8	244	SCK-401-4M	443	SG-155	413

Alphanumeric Index

SG-161	413	SKA35X3.5	143	SMF15/30	335	SV08LOMDCF	74
SG-166	413	SKA35X4	143	SMF2/1.5	335	SV08SOMDCF	74
SG-182	413	SKA38X4	143	SMF20/3	335	SV10LOMD71	74
SG-209	413	SKA38X5	143	SMF20/30	335	SV10LOMDCF	74
SG-220	413	SKA38X5RB	144	SMF3/1	335	SV10SOMD71	74
SG-232	413	SKA38X6	143	SMF3/1.5	335	SV10SOMDCF	74
SG-270	413	SKA38X6RB	144	SMF30/3	335	SV12LOMD71	74
SG-292	413	SKA42X3	143	SMF30/30	335	SV12LOMDCF	74
SH2-62	168	SKA42X4	143	SMF30/5	335	SV12SOMD71	74
SH2-62-BSPP	168	SKAR10/06X1.5	144	SMF30/50	335	SV12SOMDCF	74
SH2-63	168	SKAR10/08X1.5	144	SMF4/1.5	335	SV14SOMDCF	74
SH2-63-BSPP	168	SKAR10/08X2	144	SMF4/2.5	335	SV15LOMD71	74
SH3-62-BSPP	168	SKAR12/08X2	144	SMF5/2.5	335	SV15LOMDCF	74
SH3-63-BSPP	168	SKAR12/10X1.5	144	SMF5/3	335	SV16SOMD71	74
SH4-62	168	SKAR16/10X2	144	SP08/050/K+S	305	SV16SOMDCF	74
SH4-62-BSPP	168	SKAR16/12X2	144	SP12/075/K+S	305	SV18LOMD71	74
SH4-63	168	SKAR16/12X2.5	144	SS0600N	417	SV18LOMDCF	74
SH4-63-BSPP	168	SKAR20/12X2.5	144	SS0800N	417	SV20SOMD71	74
SH6-62	168	SKAR20/16X2.5	144	SS1000N	417	SV20SOMDCF	74
SH6-62-BSPP	168	SKAR20/16X3	144	SS1040N	417	SV22LOMD71	74
SH6-63	168	SKAR25/12X2.5	144	SS1200N	417	SV22LOMDCF	74
SH6-63-BSPP	168	SKAR25/16X3	144	SS1600N	417	SV25SOMD71	74
SH8-62	168	SKAR25/20X2	144	SS2000N	417	SV25SOMDCF	74
SH8-62-BSPP	168	SKAR25/20X2.5	144	SS2400N	417	SV28LOMD71	74
SH8-63	168	SKAR25/20X3	144	SS2800N	417	SV28LOMDCF	74
SH8-63-BSPP	168	SKAR25/20X4	144	SS3200N	417	SV30SOMD71	74
SKA06X1.5	143	SKAR30/16X2	144	SS3600N	417	SV30SOMDCF	74
SKA08X1.5	143	SKAR30/25X3	144	SS4000N	417	SV35LOMD71	74
SKA08X2	143	SKAR30/25X4	144	SS4400N	417	SV35LOMDCF	74
SKA10X1	143	SKAR38/16X2	144	SS4800N	417	SV38SOMDCF	74
SKA10X1.5	143	SKAR38/20X2.5	144	SS5200N	417	SV42LOMD71	74
SKA10X2	143	SKAR38/25X3	144	SS5600N	417	SV42LOMDCF	74
SKA10X2RB	144	SKAR38/25X4	144	SS6400N	417	SWVE06LROMDCF	87
SKA12X1.5	143	SKAR38/30X4	144	SS7200N	417	SWVE06LROMDCF	87
SKA12X2	143	SLA0X	421	SS8000N	417	SWVE06SMOMDCF	83
SKA12X2.5	143	SLA2X	421	SS8800N	417	SWVE08LROMDCF	87
SKA12X2.5RB	144	SLA3X	421	SS9600N	417	SWVE08LROMDCF	83
SKA14X2	143	SLA4X	421	SSH2-62Y	169	SWVE08SMOMDCF	87
SKA14X3	143	SLA5X	421	SSH2-62Y-BSPP	169	SWVE08SROMDCF	83
SKA15X2	143	SLA6X	421	SSH2-63Y	169	SWVE10LMOMDCF	87
SKA15X2.5	143	SMA1-1000CF	440	SSH2-63Y-BSPP	169	SWVE10LROMDCF	87
SKA16X1.5	143	SMA1-1500CF	440	SSH3-62Y	169	SWVE10SMOMDCF	87
SKA16X2	143	SMA1-400CF	440	SSH3-62Y-BSPP	169	SWVE10SROMDCF	83
SKA16X2.5	143	SMA3-1000CF	441	SSH3-63Y	169	SWVE12LMOMDCF	87
SKA16X3	143	SMA3-1500CF	441	SSH3-63Y-BSPP	169	SWVE12LROMDCF	83
SKA16X3RB	144	SMA3-2000CF	441	SSH4-62Y	169	SWVE12SROMDCF	83
SKA18X2.5	143	SMA3-200CF	441	SSH4-62Y-BSPP	169	SWVE14SROMDCF	83
SKA20X2	143	SMA3-2500CF	441	SSH4-63Y	169	SWVE15LMOMDCF	87
SKA20X2.5	143	SMA3-300CF	441	SSH4-63Y-BSPP	169	SWVE15LROMDCF	83
SKA20X3	143	SMA3-3200CF	441	SSH6-62Y	169	SWVE16SROMDCF	83
SKA20X3.5	143	SMA3-4000CF	441	SSH6-62Y-BSPP	169	SWVE18LMOMDCF	87
SKA20X4	143	SMA3-400CF	441	SSH6-63Y	169	SWVE18LROMDCF	83
SKA20X4RB	144	SMA3-630CF	441	SSH6-63Y-BSPP	169	SWVE20SROMDCF	83
SKA22X2.5	143	SMA3-800CF	441	SSH8-62Y	169	SWVE22LMOMDCF	87
SKA25X3	143	SMAF02/05	335	SSH8-62Y-BSPP	169	SWVE22LROMDCF	83
SKA25X4	143	SMF02/10	335	SSH8-63Y	169	SWVE25SROMDCF	83
SKA25X4RB	144	SMF03/05	335	SSH8-63Y-BSPP	169	SWVE30SROMDCF	83
SKA25X5	143	SMF03/10	335	SSLA0X	421	TO...TX	
SKA25X5RB	144	SMF04/10	335	SSLA2/SSB1X	421	T06L71X	71
SKA28X2.5	143	SMF04/20	335	SSLA3X	421	T06LCFX	71
SKA28X3	143	SMF05/20	335	SSLA4X	421	T06S71X	71
SKA30X3	143	SMF05/25	335	SSLA5X	421	T06SCFX	71
SKA30X4	143	SMF07/25	335	SSLA6X	421	T08L71X	71
SKA30X4RB	144	SMF07/30	335	SV06LOMD71	74	T08LCFX	71
SKA30X5	143	SMF10/3	335	SV06LOMDCF	74	T08S71X	71
SKA30X5RB	144	SMF10/30	335	SV06SOMDCF	74	T08SCFX	71
SKA30X6	143	SMF15/3	335	SV08LOMD71	74	T10L71X	71

Alphanumeric Index

T10LCFX	71	TH30SRKDSOMDCF	84	TPLS8	134	TXS6	123
T10S71X	71	TH3-2-12VDC	429	TR06/08/06LCFX	73	TXS8	123
T10SCFX	71	TH35LRMOMDCF	84	TR08/06/08LCFX	73	TXSS10	123
T12L71X	71	TH3E-EM3	429	TR08/10/08LCFX	73	TXSS12	123
T12LCFX	71	TLS10	134	TR08/12/08LCFX	73	TXSS16	123
T12S71X	71	TLS10-8	134	TR10/06/10LCFX	73	TXSS20	123
T12SCFX	71	TLS12	134	TR10/08/10LCFX	73	TXSS25	123
T15L71X	71	TLS16	134	TR10/15/10LCFX	73	TXSS30	123
T15LCFX	71	TLS20	134	TR12/06/12LCFX	73	TXSS38	123
T16S71X	71	TLS20-18	134	TR12/08/08LCFX	73	TXSS6	123
T16SCFX	71	TLS25	134	TR12/08/08SCFX	73	TXSS8	123
T18L71X	71	TLS32	134	TR12/08/12LCFX	73	UC...US	
T18LCFX	71	TLS32-28	134	TR12/10/10LCFX	73	UCA 01	212
T20S71X	71	TLS32-30	134	TR12/10/12LCFX	73	UCA 02	212
T20SCFX	71	TLS38	134	TR12/10/12SCFX	73	UCA 03	212
T22L71X	71	TLS6	134	TR12/15/12LCFX	73	UCA 04	212
T22LCFX	71	TLS6-8	134	TR12/16/12SCFX	73	UCA 05	212
T25S71X	71	TLT	242	TR12/18/12LCFX	73	USA/USB1X	421
T25SCFX	71	TMA/TMB1VERZX	421	TR15/06/15LCFX	73	V...VU	
T28L71X	71	TMFC3333	184	TR15/10/15LCFX	73	V-10/3	335
T28LCFX	71	TMFC3333Q	184	TR15/12/12LCFX	73	V-15/3	335
T30S71X	71	TMFC333BR	184	TR15/12/15LCFX	73	V2.1217-03	189
T30SCFX	71	TMFC33YA	184	TR15/15/12LCFX	73	V2.1217-08	189
T35L71X	71	TMFC33YB	184	TR16/08/16SCFX	73	V2.1217-36	189
T35LCFX	71	TMFC5533	184	TR16/10/16SCFX	73	V-2/1.5	335
T38S71X	71	TMFC5533Q	184	TR16/12/16SCFX	73	V-20/3	335
T38SCFX	71	TMFC5555	184	TR16/20/16SCFX	73	V3.0520-08	189
T42L71X	71	TMFC5555Q	184	TR18/10/10LCFX	73	V3.0607-06	189
T42LCFX	71	TMFC55AAR	184	TR18/10/18LCFX	73	V3.0607-08	189
T53006	294	TMFC55B	184	TR18/12/18LCFX	73	V-3/1	335
T63006A	294	TMFC55QB	184	TR18/15/18LCFX	73	V-3/1.5	335
TFDE_THREADIDBOARD	456	TMFC55QBBR	184	TR20/10/20SCFX	73	V-30/3	335
TH06LMKDSOMDCF	89	TMFC7755	184	TR20/12/20SCFX	73	V-30/5	335
TH06LMOMDCF	88	TMFC7755Q	184	TR20/16/20SCFX	73	V-4/1.5	335
TH06LRKDSOMDCF	84	TMFC77B	184	TR20/25/20SCFX	73	V-4/2.5	335
TH06LROMDCF	84	TMFC77BBR	184	TR22/10/22LCFX	73	V-5/2.5	335
TH06SRKDSOMDCF	84	TMFC77QB	184	TR22/12/22LCFX	73	V-5/3	335
TH06SRMOMDCF	84	TMFC77QBBR	184	TR22/15/15LCFX	73	VB12-Q-NQ-5	293
TH08LMKDSOMDCF	89	TMMC33	184	TR22/15/22LCFX	73	VB22-Q-NQ-5	293
TH08LMOMDCF	88	TMMC3333	184	TR22/18/18LCFX	73	VB42-Q-NQ-5	293
TH08LRKDSOMDCF	84	TMMC3333Q	184	TR22/18/22LCFX	73	VERG-14	165
TH08LROMDCF	84	TMMC33Y	184	TR25/16/25SCFX	73	VERG-19	165
TH08SRKDSOMDCF	84	TMMC55	184	TR25/20/25SCFX	73	VH0471X	100
TH08SRMOMDCF	84	TMMC5533	184	TR25/30/25SCFX	73	VH04CFX	100
TH10LMKDSOMDCF	89	TMMC5533Q	184	TR28/12/28LCFX	73	VH0571X	100
TH10LMOMDCF	88	TMMC5555	184	TR28/15/28LCFX	73	VH05CFX	100
TH10LRKDSOMDCF	84	TMMC5555Q	184	TR28/18/28LCFX	73	VH0671X	100
TH10LROMDCF	84	TMMC55Q	184	TR28/22/22LCFX	73	VH06CFX	100
TH10SRKDSOMDCF	84	TMMC77	184	TR28/22/28LCFX	73	VH0771X	100
TH12LMKDSOMDCF	89	TMMC7755	184	TS11A/B1X	421	VH07CFX	100
TH12LMOMDCF	88	TMMC7755Q	184	TS11A/B2X	421	VH0871X	100
TH12LRKDSOMDCF	84	TMMC77Q	184	TS14A/B1X	421	VH08CFX	100
TH12LROMDCF	84	TPLS10	134	TS14A/B2X	421	VH0971X	100
TH12SMOMDCF	88	TPLS12	134	TS30A/B1X	421	VH09CFX	100
TH12SRKDSOMDCF	84	TPLS12-10	134	TS30A/B2X	421	VH1071X	100
TH12SRMOMDCF	84	TPLS15	134	TXS10	123	VH10CFX	100
TH15LRKDSOMDCF	84	TPLS16	134	TXS12	123	VH1571X	100
TH16SMOMDCF	88	TPLS18	134	TXS15	123	VH15CFX	100
TH16SRKDSOMDCF	84	TPLS20	134	TXS16	123	VH1871X	100
TH16SRMOMDCF	84	TPLS22	134	TXS18	123	VH18CFX	100
TH18LRKDSOMDCF	84	TPLS25	134	TXS20	123	VH1971X	100
TH18LROMDCF	84	TPLS28	134	TXS25	123	VH19CFX	100
TH20SMOMDCF	88	TPLS30	134	TXS28	123	VH2471X	100
TH20SRKDSOMDCF	84	TPLS32	134	TXS30	123	VH24CFX	100
TH22LROMDCF	84	TPLS35	134	TXS32	123	VH2571X	100
TH25SRKDSOMDCF	84	TPLS38	134	TXS35	123	VH25CFX	100
TH28LRKDSOMDCF	84	TPLS6	134	TXS38	123	VH31CFX	100

Alphanumeric Index

VH33CFX	100	VOMO30SX	433	W00...WZ		WE08LR3/8CFX	85
VH3871X	100	VOMO35LX	433	W06L71X	71	WE08LRCFX	85
VH38CFX	100	VOMO38SX	433	W06LCFX	71	WE08S1/4NPFCFX	92
VKA0671	98	VOMO42LX	433	W06S71X	71	WE08SRCFX	85
VKA06CF	98	V-PE02/05	335	W06SCFX	71	WE10L1/4NPFCFX	92
VKA0871	98	V-PE02/10	335	W08L71X	71	WE10L3/8NPFCFX	92
VKA08CF	98	V-PE03/05	336	W08LCFX	71	WE10LMCFX	89
VKA1/06LCF	439	V-PE03/10	336	W10L71X	71	WE10LR3/8CFX	85
VKA1/08LCF	439	V-PE04/10	336	W10LCFX	71	WE10LRCFX	85
VKA1/10LCF	439	V-PE04/20	336	W10S71X	71	WE10S3/8NPFCFX	92
VKA1/12LCF	439	V-PE05/20	336	W10SCFX	71	WE10SRCFX	85
VKA1071	98	V-PE05/25	336	W12L71X	71	WE12L1/2NPFCFX	92
VKA10CF	98	V-PE07/25	336	W12LCFX	71	WE12L3/8NPFCFX	92
VKA1271	98	V-PE07/30	336	W12S71X	71	WE12LR1/2CFX	85
VKA12CF	98	V-PE10/30	336	W12SCFX	71	WE12LR1/4CFX	85
VKA14CF	98	V-PE15/30	336	W14SCFX	71	WE12LRCFX	85
VKA1571	98	V-PE20/30	336	W15L71X	71	WE12S1/2NPFCFX	92
VKA15CF	98	V-PE30/30	336	W15LCFX	71	WE12SR1/2CFX	85
VKA1671	98	V-PE30/50	336	W16S71X	71	WE12SRCFX	85
VKA16CF	98	Q0B12-Q-0-0-5	295	W16SCFX	71	WE14SRCFX	85
VKA18CF	98	Q0B22-Q-0-0-5	295	W18L71X	71	WE15L1/2NPFCFX	92
VKA20CF	98	Q0B42-Q-0-0-5	295	W18LCFX	71	WE15LRCFX	85
VKA22CF	98	VST11/2ED71	98	W20S71X	71	WE16S1/2NPFCFX	92
VKA25CF	98	VST11/2EDCF	98	W20SCFX	71	WE16SMCFX	89
VKA2871	98	VST11/4ED71	98	W22L71X	71	WE16SRCFX	85
VKA28CF	98	VST11/4EDCF	98	W22LCFX	71	WE18L1/2NPFCFX	92
VKA3/06ZLCF	440	VST11/8ED71	98	W25S71X	71	WE18LMCFX	89
VKA3/06ZSCF	440	VST11/8EDCF	98	W25SCFX	71	WE18LRCFX	85
VKA3/08ZLCF	440	VST110X1ED71	98	W28L71X	71	WE20S3/4NPFCFX	92
VKA3/08ZSCF	440	VST110X1EDCF	98	W28LCFX	71	WE20SRCFX	85
VKA3/10ZLCF	440	VST110X1ORCF	99	W30S71X	71	WE22L3/4NPFCFX	92
VKA3/10ZSCF	440	VST111/2ED71	98	W30SCFX	71	WE22LRCFX	85
VKA3/12ZLCF	440	VST111/2EDCF	98	W35L71X	71	WE25S1NPFCFX	92
VKA3/12ZSCF	440	VST111/4ED71	98	W35LCFX	71	WE25SRCFX	85
VKA3/14ZSCF	440	VST111/4EDCF	98	W38S71X	71	WE28L1NPFCFX	92
VKA3/15ZLCF	440	VST112X1.5ED71	98	W38SCFX	71	WE28LRCFX	85
VKA3/15ZSCF	440	VST112X1.5EDCF	98	W42L71X	71	WE30S11/4NPFCFX	92
VKA3/16ZSCF	440	VST112X1.5ORCF	99	W42LCFX	71	WE30SRCFX	85
VKA3/18ZLCF	440	VST114X1.5EDCF	98	WAS06LX	142	WE35L11/4NPFCFX	92
VKA3/20ZSCF	440	VST114X1.5ORCF	99	WAS08LX	142	WE35LRCFX	85
VKA3/22ZLCF	440	VST116X1.5EDCF	98	WAS10LX	142	WE38SRCFX	85
VKA3/25ZSCF	440	VST116X1.5ORCF	99	WAS10SX	142	WE42L11/2NPFCFX	92
VKA3/28ZLCF	440	VST118X1.5EDCF	98	WAS12LX	142	WE42LRCFX	85
VKA3/30ZSCF	440	VST118X1.5ORCF	99	WAS12SX	142	WEE06LROMDCF	82
VKA3/35ZLCF	440	VST11ED71	98	WAS14SX	142	WEE06SRMDCF	82
VKA3/38ZSCF	440	VST11EDCF	98	WAS15LX	142	WEE08LROMDCF	82
VKA3/42ZLCF	440	VST120X1.5ED71	98	WAS16SX	142	WEE08SRMDCF	82
VKA30CF	98	VST120X1.5EDCF	98	WAS18LX	142	WEE10LROMDCF	82
VKA35CF	98	VST122X1.5EDCF	98	WAS20SX	142	WEE10SRMDCF	82
VKA38CF	98	VST122X1.5ORCF	99	WAS22LX	142	WEE12LROMDCF	82
VKA42CF	98	VST126X1.5EDCF	98	WAS25SX	142	WEE12SRMDCF	82
VOMO06LX	433	VST126X1.5ORCF	99	WAS28LX	142	WEE15LROMDCF	82
VOMO06SX	433	VST127X2EDCF	98	WAS30SX	142	WEE16SRMDCF	82
VOMO08LX	433	VST127X2ORCF	99	WAS35LX	142	WEE18LROMDCF	82
VOMO08SX	433	VST13/4ED71	98	WAS38SX	142	WEE20SRMDCF	82
VOMO10LX	433	VST13/4EDCF	98	WAS42LX	142	WEE22LROMDCF	82
VOMO10SX	433	VST13/8ED71	98	WE06L1/4NPFCFX	92	WEE25SRMDCF	82
VOMO12LX	433	VST13/8EDCF	98	WE06L1/8NPFCFX	92	WEE28LROMDCF	82
VOMO12SX	433	VST133X2EDCF	98	WE06LMCFX	89	WEE30SRMDCF	82
VOMO14SX	433	VST133X2ORCF	99	WE06LR1/4CFX	85	WEE35LROMDCF	82
VOMO15LX	433	VST142X2EDCF	98	WE06LRCFX	85	WEE38SRMDCF	82
VOMO16SX	433	VST142X2ORCF	99	WE06S1/4NPFCFX	92	WEE42LROMDCF	82
VOMO18LX	433	VST148X2EDCF	98	WE06SRCFX	85	WFS33/20SCFX	163
VOMO20SX	433	VST148X2ORCF	99	WE08L1/4NPFCFX	92	WFS33/20SOMDCF	163
VOMO22LX	433	VST18X1ORCF	99	WE08L1/8NPFCFX	92	WFS34/28LCFX	163
VOMO25SX	433	VURG-4	165	WE08LMCFX	89	WFS34/28LROMDCF	163
VOMO28LX	433			WE08LR1/8CFX	85	WFS34/30SCFX	163

Alphanumeric Index

WFS34/30SOMDCF	163	WH10LMKDSOMDCF	88	WH22LROMDCF	83	WS040GBFX	326
WFS35/25SCFX	163	WH10LMOMDCF	88	WH25SMKDSOMDCF	88	WS045HBFX	326
WFS35/25SOMDCF	163	WH10LRKDSOMDCF	84	WH25SRKDSOMDCF	84	WS055IBFX	326
WFS35/35LCFX	163	WH10LROMDCF	83	WH25SROMDCF	83	WS055JBFX	326
WFS35/35LOMDCF	163	WH10SMKDSOMDCF	88	WH28LMKDSOMDCF	88	WSV06LOMD71	74
WFS36/42LCFX	163	WH10SMOMDCF	88	WH28LRKDSOMDCF	84	WSV06LOMDCF	74
WFS36/42LOMDCF	163	WH10SRKDSOMDCF	84	WH28LROMDCF	83	WSV06SOMDCF	74
WFS62/16SCFX	163	WH10SROMDCF	83	WH30SMKDSOMDCF	88	WSV08LOMD71	74
WFS62/16SOMDCF	163	WH12LMKDSOMDCF	88	WH30SMOMDCF	88	WSV08LOMDCF	74
WFS63/25SCFX	163	WH12LMOMDCF	88	WH30SRKDSOMDCF	84	WSV08SOMDCF	74
WFS63/25SOMDCF	163	WH12LRKDSOMDCF	84	WH35LMKDSOMDCF	88	WSV10LOMD71	74
WFS64/25SCFX	163	WH12LROMDCF	83	WH35LMOMDCF	88	WSV10LOMDCF	74
WFS64/25SOMDCF	163	WH12SMKDSOMDCF	88	WH35LROMDCF	83	WSV10SOMDCF	74
WFS64/30SCFX	163	WH12SMOMDCF	88	WH38SMKDSOMDCF	88	WSV12LOMD71	74
WFS64/30SOMDCF	163	WH12SRKDSOMDCF	84	WH38SRKDSOMDCF	84	WSV12LOMDCF	74
WFS65/30SCFX	163	WH12SROMDCF	83	WH42LROMDCF	83	WSV12SOMDCF	74
WFS65/30SOMDCF	163	WH14SRKDSOMDCF	84	WKS-4-BLK	31	WSV15LOMD71	74
WFS65/38SCFX	163	WH15LMKDSOMDCF	88	WKS-4-BLU	31	WSV15LOMDCF	74
WFS65/38SOMDCF	163	WH15LMOMDCF	88	WKS-5-BLK	31	WSV16SOMDCF	74
WFS66/38SCFX	163	WH15LRKDSOMDCF	84	WKS-5-BLU	31	WSV18LOMD71	74
WFS66/38SOMDCF	163	WH15LROMDCF	83	WKS-6-BLK	31	WSV18LOMDCF	74
WH06LMKDSOMDCF	88	WH16SMKDSOMDCF	88	WKS-6-BLU	31	WSV20SOMDCF	74
WH06LMOMDCF	88	WH16SMOMDCF	88	WKS-8-BLK	31	WSV22LOMDCF	74
WH06LRKDSOMDCF	84	WH16SRKDSOMDCF	84	WKS-8-BLU	31	WSV25SOMDCF	74
WH06LROMDCF	83	WH16SROMDCF	83	WS010ABFX	326	WSV28LOMD71	74
WH06SMKDSOMDCF	88	WH18LMKDSOMDCF	88	WS010BBFX	326	WSV28LOMDCF	74
WH06SMOMDCF	88	WH18LMOMDCF	88	WS010CBFX	326	WSV30SOMDCF	74
WH06SRKDSOMDCF	84	WH18LRKDSOMDCF	84	WS015BBFX	326	WSV35LOMDCF	74
WH06SROMDCF	83	WH18LROMDCF	83	WS020CBFX	326	WSV38SOMDCF	74
WH08LMKDSOMDCF	88	WH20SMKDSOMDCF	88	WS020DBFX	326	WSV42LOMDCF	74
WH08LMOMDCF	88	WH20SMOMDCF	88	WS020EBFX	326	WV08LOMDCF	220
WH08LRKDSOMDCF	84	WH20SRKDSOMDCF	84	WS025DBFX	326	WV10LOMDCF	220
WH08LROMDCF	83	WH20SROMDCF	83	WS030EBFX	326	WV12LOMDCF	220
WH08SMKDSOMDCF	88	WH22LMKDSOMDCF	88	WS030FBFX	326	WV15LOMDCF	220
WH08SRKDSOMDCF	84	WH22LMOMDCF	88	WS030GBFX	326	WZK1KOMPLX	435
WH08SROMDCF	83	WH22LRKDSOMDCF	84	WS035FBFX	326	WZK2KOMPLX	435

Notes

Notes

Parker's Motion & Control Technologies

At Parker, we're guided by a relentless drive to help our customers become more productive and achieve higher levels of profitability by engineering the best systems for their requirements. It means looking at customer applications from many angles to find new ways to create value. Whatever the motion and control technology need, Parker has the experience, breadth of product and global reach to consistently deliver. No company knows more about motion and control technology than Parker. For further info call 00800 27 27 5374



Aerospace

Key Markets

Aftermarket services
Commercial transports
Engines
General & business aviation
Helicopters
Launch vehicles
Military aircraft
Missiles
Power generation
Regional transports
Unmanned aerial vehicles

Key Products

Control systems & actuation products
Engine systems & components
Fluid conveyance systems & components
Fluid metering, delivery & atomization devices
Fuel systems & components
Fuel tank inerting systems
Hydraulic systems & components
Thermal management
Wheels & brakes



Climate Control

Key Markets

Agriculture
Air conditioning
Construction Machinery
Food & beverage
Industrial machinery
Life sciences
Oil & gas
Precision cooling
Process
Refrigeration
Transportation

Key Products

Accumulators
Advanced actuators
CO₂ controls
Electronic controllers
Filter driers
Hand shut-off valves
Heat exchangers
Hose & fittings
Pressure regulating valves
Refrigerant distributors
Safety relief valves
Smart pumps
Solenoid valves
Thermostatic expansion valves



Hydraulics

Key Markets

Aerial lift
Agriculture
Alternative energy
Construction machinery
Forestry
Industrial machinery
Machine tools
Marine
Material handling
Mining
Oil & gas
Power generation
Refuse vehicles
Renewable energy
Truck hydraulics
Turf equipment

Key Products

Accumulators
Cartridge valves
Electrohydraulic actuators
Human machine interfaces
Hybrid drives
Hydraulic cylinders
Hydraulic motors & pumps
Hydraulic systems
Hydraulic valves & controls
Hydrostatic steering
Integrated hydraulic circuits
Power take-offs
Power units
Rotary actuators
Sensors



Pneumatics

Key Markets

Aerospace
Conveyor & material handling
Factory automation
Life science & medical
Machine tools
Packaging machinery
Transportation & automotive

Key Products

Air preparation
Brass fittings & valves
Manifolds
Pneumatic accessories
Pneumatic actuators & grippers
Pneumatic valves & controls
Quick disconnects
Rotary actuators
Rubber & thermoplastic hose & couplings
Structural extrusions
Thermoplastic tubing & fittings
Vacuum generators, cups & sensors





Process Control

Key Markets

Alternative fuels
 Biopharmaceuticals
 Chemical & refining
 Food & beverage
 Marine & shipbuilding
 Medical & dental
 Microelectronics
 Nuclear Power
 Offshore oil exploration
 Oil & gas
 Pharmaceuticals
 Power generation
 Pulp & paper
 Steel
 Water/wastewater

Key Products

Analytical Instruments
 Analytical sample conditioning products & systems
 Chemical injection fittings & valves
 Fluoropolymer chemical delivery fittings, valves & pumps
 High purity gas delivery fittings, valves, regulators & digital flow controllers
 Industrial mass flow meters/controllers
 Permanent no-weld tube fittings
 Precision industrial regulators & flow controllers
 Process control double block & bleeds
 Process control fittings, valves, regulators & manifold valves



Filtration

Key Markets

Aerospace
 Food & beverage
 Industrial plant & equipment
 Life sciences
 Marine
 Mobile equipment
 Oil & gas
 Power generation & renewable energy
 Process
 Transportation
 Water Purification

Key Products

Analytical gas generators
 Compressed air filters & dryers
 Engine air, coolant, fuel & oil filtration systems
 Fluid condition monitoring systems
 Hydraulic & lubrication filters
 Hydrogen, nitrogen & zero air generators
 Instrumentation filters
 Membrane & fiber filters
 Microfiltration
 Sterile air filtration
 Water desalination & purification filters & systems



Fluid & Gas Handling

Key Markets

Aerial lift
 Agriculture
 Bulk chemical handling
 Construction machinery
 Food & beverage
 Fuel & gas delivery
 Industrial machinery
 Life sciences
 Marine
 Mining
 Mobile
 Oil & gas
 Renewable energy
 Transportation

Key Products

Check valves
 Connectors for low pressure fluid conveyance
 Deep sea umbilicals
 Diagnostic equipment
 Hose couplings
 Industrial hose
 Mooring systems & power cables
 PTFE hose & tubing
 Quick couplings
 Rubber & thermoplastic hose
 Tube fittings & adapters
 Tubing & plastic fittings



Electromechanical

Key Markets

Aerospace
 Factory automation
 Life science & medical
 Machine tools
 Packaging machinery
 Paper machinery
 Plastics machinery & converting
 Primary metals
 Semiconductor & electronics
 Textile
 Wire & cable

Key Products

AC/DC drives & systems
 Electric actuators, gantry robots & slides
 Electrohydraulic actuation systems
 Electromechanical actuation systems
 Human machine interface
 Linear motors
 Stepper motors, servo motors, drives & controls
 Structural extrusions



Sealing & Shielding

Key Markets

Aerospace
 Chemical processing
 Consumer
 Fluid power
 General industrial
 Information technology
 Life sciences
 Microelectronics
 Military
 Oil & gas
 Power generation
 Renewable energy
 Telecommunications
 Transportation

Key Products

Dynamic seals
 Elastomeric o-rings
 Electro-medical instrument design & assembly
 EMI shielding
 Extruded & precision-cut, fabricated elastomeric seals
 High temperature metal seals
 Homogeneous & inserted elastomeric shapes
 Medical device fabrication & assembly
 Metal & plastic retained composite seals
 Shielded optical windows
 Silicone tubing & extrusions
 Thermal management
 Vibration dampening

ENGINEERING YOUR SUCCESS.



Internet: www.parkerstore.com

EMEA Product Information Centre
Free phone: 00 800 27 27 5374
(from AT, BE, CH, CZ, DE, DK, EE, ES,
FI, FR, IE, IL, IS, IT, LU, MT, NL, NO,
PL, PT, RU, SE, SK, UK, ZA).



Catalogue CORP001/UK-2015
Chirat 01/15
©2015 Parker Hannifin Europe Sàrl,
Luxembourg, Switzerland Branch, Etoy